



MEDIA GUIDE

2023 SEASON

2023 SEASON SCHEDULE



HOME AWAY
AUGUST

HOF  **AUG 3**
8:00PM / NEUTRAL

PRE1  **AUG 11**
7:30PM / HOME

PRE2  **AUG 17**
7:30PM / AWAY

PRE3  **AUG 26**
1:00PM / AWAY

SEPTEMBER

WK1  **SEP 10**
1:00PM / HOME

MNF  **SEP 18**
8:15PM / AWAY

WK3  **SEP 24**
1:00PM / HOME

FOR TICKETS:
440.891.5690 OR CLEVELANDBROWNS.COM

OCTOBER

WK4  **OCT 1**
1:00PM / HOME

WK5  **BYE**

WK6  **OCT 15**
1:00PM / HOME

WK7  **OCT 22**
1:00PM / AWAY

WK8  **OCT 29**
4:05PM / AWAY

NOVEMBER

WK9  **NOV 5**
1:00PM / HOME

WK10  **NOV 12**
1:00PM / AWAY

WK11  **NOV 19**
1:00PM / HOME

WK12  **NOV 26**
4:05PM / AWAY

DECEMBER

WK13  **DEC 3**
4:25PM / AWAY

WK14  **DEC 10**
1:00PM / HOME






WK15  **TBD**
TED / HOME

WK16  **DEC 24**
1:00PM / AWAY

TNF **WK17**  **DEC 28**
8:15PM / HOME

JANUARY

WK18  **TBD**
TED / AWAY

-  /CLEVELANDBROWNS
-  /BROWNS
-  @CLEVELANDBROWNS
-  @BROWNS
-  @BROWNS

BROWNS

A

All-League Selections236

Attendance, All-Time..... 368

Assistant Coaches (1946-95, 1999-2022) 258-259

Award Winners, NFL..... 233-235

Award Winners, Team.....238

B

Biographies

Coaching Staff 33-73

Draft Choices, 2023194-200

Football Support Staff..... 89-95

Front Office.....18-32

Player Personnel.....74-88

Undrafted and First-Year Free Agents 201-206

Veterans.....104-193

Browns Give Back..... 2-13

C

Complex, Browns Training and Administrative...417

Cleveland Browns Stadium 414-416

D

Directory, Browns Staff.....14-16

Draft

Choices, All-Time260-270

Choices, by College.....271

1999 Expansion..... 272

F

Free Agency, (1993-95, 1999-2023) 272-273

Free Agents, "Plan B" (1989-92)..... 273

H

Hall of Fame, Browns in..... 228-232

History, Browns 224-225

L

Legends, Cleveland Browns... 227

Longest Plays, Browns History 376

N

Numbers

Jersey, All-Time..... 250-257

Retired Uniform 273

O

Overtime, Browns in..... 287-289

P

Prime Time, Browns on.....290

Pro Bowl Selections

By Player237

By Year236

R

Ranking by Yards (Since 1971).....287

Records

100-Yard Receiving Games 410-412

100-Yard Rushing Games.....405-407

300-Yard Passing Games408-409

Head Coaches 291

Individual.....377-383

Opponents' Single-Game.....393-394

Rookie 390-392

Team..... 383-390

Results

Opponents, All-Time, Game-by-Game 279-286

Opponents, All-Time, Overall.....286

Playoff 208

Preseason, All-Time.....292-295

Regular Season, All-Time296-367

Year-by-Year..... 368

Ring of Honor 227

Rosters

All-Time239-249

Alphabetical, 2023..... 105

Numerical, 2023..... 106

S

Shutouts, All-Time 291

Staff, Browns 96-103

Standings, 2022 NFL Final 208

Statistics, Final, 2022..... 209-213

Summaries, 2022 Week-By-Week 214-222

T

Team Information 1

Top 10

Career.....372-373

Game Performances 375

Seasons..... 374

Trade History (1999-2023).....275-278

Training Camp History 418

Y

Year-By-Year Leaders 395-404

TEAM INFORMATION

CROSSCOUNTRY MORTGAGE CAMPUS

76 Lou Groza Boulevard
Berea, Ohio 44017
(440) 891-5000

CLEVELAND BROWNS STADIUM

100 Alfred Lerner Way
Cleveland, Ohio 44114
(440) 891-5001

CLEVELAND BROWNS TICKET OFFICE

FirstEnergy Stadium
100 Alfred Lerner Way
Cleveland, Ohio 44114
(440) 891-5050
(888) 891-1999 (toll free)

CLEVELAND BROWNS PRO SHOP

(440) 824-3427
(877) 746-8326 (toll free)

TICKET SALES

(440) 824-3434

STAFF

PLAYERS

2021 SEASON

HISTORY

RECORDS

GAME DAY

**THE CLEVELAND BROWNS
ARE COMMITTED
TO CHAMPIONING
YOUTH FOOTBALL,
EDUCATION AND
SOCIAL JUSTICE
IN OUR COMMUNITY AND
THROUGHOUT OHIO.**

THE BROWNS HAVE A UNIFIED AND FOCUSED PHILANTHROPIC MISSION WITH **"BROWNS GIVE BACK"** THAT EXTENDS THROUGHOUT NORTHEAST OHIO

Led by Dee and Jimmy Haslam, Whitney and JW Johnson, COO David Jenkins, EVP/GM Andrew Berry and Head Coach Kevin Stefanski, the entire Browns organization - coaches, players and front office members - are dedicated to creating meaningful impact in the communities in which we live and work by investing their time and resources under the Browns Give Back platform.

The target of these endeavors is devoted to three focus areas: **EDUCATION, YOUTH FOOTBALL** and **SOCIAL JUSTICE**. The Browns also remain committed to their social justice efforts through **#BETHESOLUTION** and **INSPIRE CHANGE**.

"We understand the impact this franchise has on the community and recognize that it's ours and the entire Cleveland Browns organization's responsibility to be a driving force for positively enhancing Northeast Ohio," said **Managing and Principal Partners, Dee and Jimmy Haslam**. "The city of Cleveland has given so much support to the Browns, and through our Browns Give Back initiative- which focuses on education, youth football and social justice- we aim to advance these three areas across our region through impactful programming, and strategic funding that creates measurable results.

The Browns' emphasis on education and youth football advances their unwavering commitment to prioritize the well-being of children, who symbolize the future of our city. When the children of Northeast Ohio succeed and accomplish their goals it becomes a collective victory, for everyone in the area, including the Browns. The same goes for volunteerism, which is encouraged and amplified through First and Ten, not only locally but in the cities in which fans and teammates live.

@ BrownsGiveBack



LEARN MORE AT CLEVELANDBROWNS.COM/BROWNSGIVEBACK

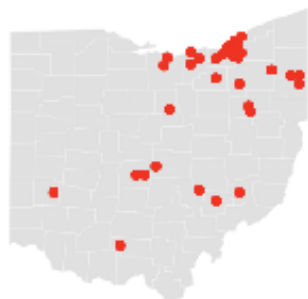


KEEP LEARNING. EVERY DAY

Launched in 2019 by the Cleveland Browns Foundation, Ohio Department of Education and Harvard's Proving Ground, the Stay in the Game! Network works together to campaign, connect and convene with experts and supporters to dramatically improve attendance.

STAY IN THE GAME! WAS DESIGNED TO ENSURE:

- Every student feels seen, supported and valued in school
- Every family feels a sense of partnership with their school and district
- Every school has the knowledge, resources and best practices to remove non-academic barriers to attendance



For the 2023-24 school year, the Network will partner with **37 school districts** to positively impact the lives of **200K + students**

The Cleveland Browns Foundation has invested over

\$2.5 Million

to support strong student attendance.



MENTORS



TRANSPORTATION



MENTAL
HEALTH



TECHNOLOGY



CLOTHING



FAMILY
ENGAGEMENT

STAYINTHEGAME.ORG | @SITG_BROWNS



QUICK FACTS

\$500K

The Cleveland Browns Foundation has donated over \$500,000 to partner districts to support the implementation of attendance interventions.

8

Stay in the Game! Network provided funding to eight districts to implement postcard interventions that are proven to increase student attendance up to 8%.

10%

Districts in the Network have seen year-over-year increases in student attendance of up to 10%!



**TAKE THE PLEDGE TO SUPPORT STRONG ATTENDANCE
IN YOUR COMMUNITY AT [STAYINTHEGAME.ORG](https://stayinthegame.org)**

@BrownsGiveBack



*The Cleveland Browns are committed to assisting in the development, safety and growth of youth and high school football throughout Northeast Ohio with year-round programming for players, coaches, officials and parents. Through camps, clinics and other initiatives, the Browns goal is to promote **healthy social, emotional, intellectual and physical development of youth** by enhancing opportunities for youth football participation and education.*

CLEVELAND BROWNS FIELD PROJECTS



As part of the Browns' dedication to education, youth and high school football as well as Northeast Ohio, Dee and Jimmy Haslam, JW and Whitney Johnson and the Browns organization have helped install 14 high-quality synthetic turf fields in the past seven years at schools and community organizations throughout the region. While each field is lined to permit frequent use by various sports groups, including football, soccer, and more, one primary focus is to offer youth educational tools through these "outdoor class-rooms," which allow opportunities to participate in extracurricular activities that support attendance, school engagement and overall personal growth. The site selection process prioritizes promoting equal access to beneficial educational resources to everyone throughout the community, no matter their race, gender or economic status.

The project launched in May 2016, when the Haslams and Browns committed to new surfaces at five Cleveland Metropolitan School District (CMSD) schools over a two-year span. During the community impact project's planning stages, CMSD identified five locations that would create the most significant results throughout the city. Three fields - Roye Kidd Field, James F. Rhodes Field and Bump Taylor Field - were completed for the start of the 2016 high school football season, while John Adams Field and John Marshall Field finished construction in fall 2017.

Throughout the region, the new field installments, the physical education classes and local community members have also received additional access to the spaces, given many time limitations related to grass field maintenance have been eliminated with the implementation of synthetic turf.

In 2022, the Browns completed two new high school fields - one at Olmstead Falls City Schools Vitamix Field at Charles Harding Memorial Stadium and one at Akron Public Schools' Buchtel Stadium. This past spring marked the completion of Lou Groza field at Roehm Athletic Complex, bringing the total to 14 fields since 2016.




BROWNS GIVE BACK - YOUTH FOOTBALL

HELMETS PROGRAM

HELMETS, presented by Meijer and in association with University Hospitals and Xenith, aims to advance player safety by awarding two eligible Ohio area high school football programs with \$25,000 in new Xenith football helmets. As a prerequisite, programs must commit to enhancing player health and safety by enrolling in USA Football's medically endorsed Youth Football Certification course, which offers certification clinics to educate coaches about concussion recognition and response protocols, proper equipment fitting, shoulder tackling, heads up blocking, heat emergency preparedness and hydration and sudden cardiac arrest. The Browns most recently awarded 300 custom helmets to 10 Rookie Tackle programs and two high schools (Liberty High and Brush High) across Northeast Ohio during 2023 Training Camp.



TO ENTER YOUR SCHOOL AND TO LEARN MORE, VISIT WWW.CLEVELANDBROWNS.COM/HELMETS



JR. BROWNS

As part of the Cleveland Browns' commitment to assisting the development, safety and growth of youth and high school football throughout Ohio, Jr. Browns NFL FLAG is the team's official youth football program committed to children 5-14 years (K-8th grade). It provides boys and girls opportunities to play in one of the NFL's largest organized non-contact football leagues.



TO REGISTER AND TO LEARN MORE, VISIT WWW.CLEVELANDBROWNS.COM/PLAYFOOTBALL

BROWNS GIVE BACK - YOUTH FOOTBALL

LEGENDS CLINICS

With the new high-quality synthetic turf fields throughout Greater Cleveland, Akron, Lorain and Toledo, the Browns have helped create new opportunities to play football in the region. To further their support, the Browns in the summer of 2018 introduced the Cleveland Browns Legends Clinic. Through the program, nearly 3,500 kids have already had the opportunity to attend a free clinic where Browns alumni serve as Play Football Ambassadors while high school coaches offer up tips and hands-on instruction. The sessions include fundamental football skills stations, contests, and non-contact games in a high-energy, fun, and positive environment to promote a love of the game for youth participants.



ROOKIE TACKLE

Introduced in 2016 as a modified form of the game, Rookie Tackle launched in 2017 in Northeast Ohio. The Browns and local youth football organizations across the country are hosting Rookie Tackle programs to further introduce the new education and skills-progression focused version of the sport.

The Cleveland Browns were the first NFL team to help coordinate USA Football's "modified tackle" football scrimmages and a Rookie Tackle pilot league within their home market as the two organizations continue their partnership and dedication to advance youth players' enjoyment of playing the country's most popular sport.

Rookie Tackle was created to provide a playing structure and format to serve as a youth football development bridge between flag football and 11-player tackle. In line with other sports' development models, Rookie Tackle offers young participants an opportunity to be introduced to or progressively learn more about football fundamentals, strategy and the game itself before advancing to full 11-on-11, 100-yard competition that is equivalent to the high school, collegiate and professional ranks.

LEARN MORE AT WWW.CLEVELANDBROWNS.COM/COMMUNITY/YOUTH-FOOTBALL/ROOKIE-TACKLE

YOUTH FOOTBALL CAMPS

The Cleveland Browns Youth Football Camp Series, in association with University Hospitals, helps kids sharpen their skills as they work on all the basics from passing and kicking to blocking and defense. Participants were given the opportunity to be coached by local high school coaches, participate in daily challenges and experience once-in-a-lifetime activities. Camp sessions in 2023 took place at CrossCountry Mortgage Campus, training facility of the Cleveland Browns, and Fortress Obetz Field near Columbus. This past summer over 150 athletes received scholarships to the camps to ensure kids who wanted to play had the opportunity to.



OFFICIAL YOUTH & HIGH SCHOOL FOOTBALL ACCOUNT FOR THE CLEVELAND BROWNS.
STAY UP TO DATE ON ALL YOUTH & HIGH SCHOOL FOOTBALL PROGRAMMING THROUGHOUT THE YEAR.

STAFF
PLAYERS
2021 SEASON
HISTORY
RECORDS
GAME DAY

HIGH SCHOOL GAME OF THE WEEK

The Cleveland Browns High School Game of the Week (HSGOTW) returns this fall for the 14th consecutive year, presented by Ohio CAT in association with ForeverLawn. Since the program began, more than eight million votes have been submitted for weekly matchups posted on ClevelandBrowns.com, making the Game of the Week page one of the most visited pages on ClevelandBrowns.com. Last year, St. Ignatius High School Football Head Coach Chuck Kyle was named the 2022 Cleveland Browns High School Coach of the Year. Through the program, \$24,000 was distributed to support multiple teams' programs' health and safety. In addition, we were proud to celebrate the Glenville football as the first ever CMSD school to be named state champion.



ADAPTED FOOTBALL LEAGUE



Established in 2011 as the first competitive adapted football program in Ohio, the Cleveland Browns Adapted Football League gives children and adults of all abilities the opportunity to participate in an organized, competitive and developmental sport that would otherwise be unavailable to them. The primary focus for each player includes (1) skill development, (2) social interaction and (3) physical exercise. The league is organized into two divisions, including one for players using wheelchairs.

The Adapted Football League began its 13th season in June 2023, in partnership with Achievement Centers for Children and serves over 120 athletes each year.

VISIT WWW.ACHIEVEMENTCENTERS.ORG TO LEARN MORE, REGISTER OR VOLUNTEER!

GIRLS HIGH SCHOOL FLAG FOOTBALL


The Browns and Northeast Ohio Flag Football (NEO Flag) launched the first-ever All Girls High School Division in the state of Ohio in 2021. Girls flag football is gaining popularity in high schools and colleges throughout the country, and women's flag football is officially a National Association of Intercollegiate Athletics (NAIA) varsity sport - thanks to a two-year partnership between the NAIA, the National Football League (NFL) and Reigning Champs Experiences (RCX).

Together the Browns and NEO Flag have been working to elevate girls flag football to promote equality in sports offered at the high school level. Ultimately, the Browns aim to ensure Girls High School Flag Football becomes a sanctioned varsity sport under the Ohio High School Athletic Association. The league featured nine teams and more than 125 athletes during its first season and has grown to 30 teams and over 450 participants.



BROWNS GIVE BACK -VOLUNTEERING

LAUNCHED IN 2014, **FIRST AND TEN** INSPIRES BROWNS FANS TO GIVE BACK TO THEIR COMMUNITY!



STAFF
PLAYERS
2021 SEASON
HISTORY
RECORDS
GAME DAY

BROWNS GIVE BACK - VOLUNTEERING

THE MESSAGE OF **GIVING BACK TO OUR COMMUNITIES** BEGINS IN THE BUILDING. IN ADDITION TO THE PLAYERS' AND FANS' COMMITMENT TO THE FIRST AND TEN MOVEMENT, **BROWNS STAFF** ALSO LOG 10 OR MORE HOURS OF SERVICE EACH YEAR.



VOLUNTEER & MAKE AN IMPACT



@BrownsGiveBack



IMPACTING THE LAND - #BETHESOLUTION

STAFF



PLAYERS

2021 SEASON

HISTORY

RECORDS

GAME DAY

Following the tragic death of George Floyd in 2020, and as protests spread from coast to coast and across the globe, Browns Executive Vice President of Football Operations and General Manager Andrew Berry on June 5 sent a passionate email to all Browns employees. Ultimately, it served as the inspiration for a call to action that now includes Browns fans through the team's **#BeTheSolution** campaign. Berry's email started with a message of empathy and sympathy to those who have struggled to focus on the day-to-day not only because of what was transpiring in the wake of Floyd's death, but also the tragedies involving Breonna Taylor, Ahmaud Arbery and others victims representing the African-American community. In his email, Berry encouraged staff to take one of three significant steps to educate themselves and/or make a donation to an organization committed to social equality initiatives. Berry's call to action encouraged the organization to be instruments for change and since its inception to the Cleveland Browns organization, programming has been put in place:

Bill Willis Coaching Fellowship: The Browns created the **Bill Willis Coaching Fellowship** in 2021 to provide opportunities for a rising minority coach with a focus on the offensive side of the ball. The Fellowship honors Bill Willis, who helped break the color barrier in the NFL and played for the Browns from 1946-1953. Ashton Grant, the first recipient of the team's Bill Willis Coaching Fellowship, earned a full-time role with the Browns as an offensive quality control coach in 2022 after two years as a fellow and is now the team's offensive assistant/quarterbacks coach. Israel Woolfork was the second recipient of the fellowship and recently was named the quarterbacks coach of the Arizona Cardinals.

Build The Bridge: The Browns partnership with **Build the Bridge** through **#BeTheSolution** was established by Cleveland Heights coaches Mac Stephens and Kahari Hicks and Lorain Head Coach Damion Creel. Build the Bridge strives to create a coalition of coaches, players, parents, administration and community members to foster the success of student-athletes through social-emotional, educational, and athletic advancement. The program creates opportunities for all team members to build relationships and mutual respect between diverse communities, regardless of their race, class or creed.

Cleveland Huddle: The **Cleveland Huddle** began in February 2021 in alignment with the team's Black History Month celebration and **#BeTheSolution** initiative to assist Black-owned restaurants while also providing food relief to individuals in need. To date, the program has served over 10 different restaurants and homeless shelters.

Inspire Change Jim Brown Changemakers Award: As part of the NFL's 2022 Inspire Change Changemaker Awards, one of which is honored by each of the league's 32 teams, the Browns announced their accolade would be called the "**Inspire Change Jim Brown Changemakers Award**" to honor Pro Football Hall of Famer Jim Brown, who was a civil rights leader during and beyond his football career. The Founders of "Build The Bridge" (Mac Stephens, Kahari Hicks and Damion Creel) were the first-ever recipients of the award and received a \$10,000 contribution as part of the recognition, as well as tickets and travel accommodations to Super Bowl LVII in Arizona.

Uniting Neighbors: Head Coach Kevin Stefanski has been influential in furthering the team's **#BeTheSolution** efforts through his Uniting Neighbors events. Through community-centric events, Stefanski has aimed to create meaningful engagement between Cleveland youth and Cleveland safety forces.

More information on the team's engagement through the NFL Inspire Change initiative are detailed on the following page.

#BETHESOLUTION CALL TO ACTION:

- 1) Spend at least 8 minutes and 46 seconds (in honor of Floyd) on one of a number of educational or dialogue items available and submit a short written or video reflection about what they learned or will do moving forward
- 2) Sign up for any social activism initiative
- 3) Donate funding to a social activism cause

Visit the Browns' **#BeTheSolution** campaign website for more information and resources:
WWW.CLEVELANDBROWNS.COM/BETHESOLUTION

IMPACTING THE LAND - BROWNS SOCIAL JUSTICE INITIATIVES



As part of the league's Inspire Change initiative, the Cleveland Browns stand in solidarity through their Be The Solution initiative with all the people across our community and country making the commitment, effort and sacrifice necessary to demand and work together towards positive change. Over the past five years, the organization has distributed over \$2 million in grants that impact aligned social justice initiatives. The Cleveland Browns organization is committed to becoming an instrument for change in the following areas:

1. **Economic advancement through a focus on championing Black & minority-owned businesses and supporting the re-entry process.**
2. **Police and community relations.**

CL3 Alliance: In July of 2020, the Browns, Cleveland Cavaliers and Cleveland Guardians teamed up to form the **CL3 Alliance**, a social justice partnership focused on four pillars—education, law enforcement, voting, and community engagement. The Alliance has hosted 13+ Conversations for Change, encouraging dialogue between hundreds of youth and law enforcement officers.

EDWINS Leadership & Restaurant Institute: The Browns have invested in the areas of criminal justice reform as well as re-entry programs by annually supporting **EDWINS Leadership & Restaurant Institute**—including more than \$300,000 in grants since 2017. Founded in 2007, **EDWINS Leadership & Restaurant Institute** gives formerly incarcerated adults a foundation in the culinary and hospitality industry while providing a support network necessary to their long-term success. To date, less than one percent of **EDWINS** graduates have been reincarcerated. During the five years of the partnership, the Browns have helped fund Leadership Training, Expansion/Creation of both the Butcher Shop and Family Housing, in addition to helping fund curriculum that over 450,000 inmates have access to.

JumpStart: In partnership with **JumpStart**, the Browns aim to help bridge resource gaps and accelerate economic outcomes for black and minority-owned small businesses throughout the City of Cleveland and Northeast Ohio. Since joining forces with **JumpStart** two years ago, the partnership has held four Small Business Impact Showcases—a demo style competition where program participants use their knowledge and skills to present their pitch to a panel of judges for a chance to take home up to \$10,000 to grow their business. In addition, two Small Business Training Camps were hosted at Cleveland Browns Stadium where participants learned fundamentals of securing small business capital from industry leaders and business advisors, including keynotes, workshops, business networking and a four-minute pitch competition featuring Cleveland-based entrepreneurs vying for opportunity to take home cash prizes to grow their business. The partnership has resulted in over 25 minority and black-owned businesses experiencing growth in significant employment and revenue.

In an effort to fully support the **NAACP's Freedom Fund** and their mission to ensure the political, educational, social, economic equality of rights of all persons and to eliminate race-based discrimination, the Browns have been avid contributors and hosted the 2023 Cleveland NAACP Branch Freedom Fund Dinner at Cleveland Browns Stadium.

Legal Aid: To support individuals facing housing challenges or potential eviction, the team has funded a full-time position with **Legal Aid** through its partnership, encompassing \$240,000 in funding. **Legal Aid**, a free service for its beneficiaries, secures justice and resolves fundamental problems for those who are low income and vulnerable by providing high quality legal services.



**INSPIRE
CHANGE**



STAFF DIRECTORY

MANAGEMENT

Dee Haslam Managing and Principal Partner
 Jimmy Haslam Managing and Principal Partner
 JW Johnson Executive Vice President, Partner
 Whitney Haslam-Johnson Partner
 Andrew Berry Executive Vice President, Football
 Operations & General Manager

Paul DePodesta Chief Strategy Officer
 David A. Jenkins Executive Vice President,
 Chief Operating Officer

Eric Clouse Chief Commercial Officer
 Peter John-Baptiste Chief Communications Officer
 Mike Nikolaus Senior Vice President,
 Chief Human Resources Officer

Ted Tywang Chief Administrative Officer &
 General Counsel
 Josh Glessing Chief of Strategy & Development
 Gregory Rush Senior Vice President,
 Chief Financial Officer

Phil Dangerfield Senior Vice President, Operations
 Brent Rossi Senior Vice President,
 Marketing & Media

Michele Powell Vice President, Stadium Operations &
 Event Development

Dave Goessler Senior Financial Advisor
 Samantha Daugherty Director, Finance
 Katie Murphy Director, Managing Partner
 Operations

Will Black Director, Managing Partner
 Operations

Monica Lince Director, Business Operations
 Allison Likar Executive Assistant

COACHING

Kevin Stefanski Head Coach
 Bubba Ventrone Assistant Head Coach/Special Teams
 Coordinator

Jim Schwartz Defensive Coordinator
 Jeff Anderson Defensive Quality Control Coach
 Ephraim Banda Safeties Coach

Ben Bloom Defensive Line Coach
 Stephen Bravo-Brown Assistant Special Teams Coach
 Callie Brownson Assistant Wide Receivers Coach
 Bill Callahan Offensive Line Coach
 Josh Christovich Assistant Strength & Conditioning/
 Sports Science

Jonathan Decoster Offensive Assistant
 Zach Dunn Defensive Assistant
 Monty Gibson Assistant Strength & Conditioning
 Ashton Grant Offensive Assistant/Quarterbacks Coach

Riley Hecklinski Coordinator, Coaching Logistics
 Shaun Huls Director, High Performance
 Larry Jackson Director, Strength & Conditioning

Dale Jones Assistant Strength & Conditioning
 Brandon Lynch Cornerbacks Coach
 T.C. McCartney Tight Ends Coach
 Katy Meassick Director, Performance Nutrition

Stump Mitchell Run Game Coordinator/Running
 Backs Coach
 Bill Musgrave Senior Offensive Assistant
 Chad D'Shea Pass Game Coordinator/Wide
 Receivers Coach

Scott Peters Assistant Offensive Line Coach
 Kevin Rogers Senior Assistant/Special Projects
 Jason Tarver Linebackers Coach
 Ty Taylor Assistant Strength & Conditioning
 Jordan Thomas Assistant Defensive Line Coach
 Nemo Washington Bill Willis Diversity Coaching Fellow

FOOTBALL ADMINISTRATION

Glenn Cook Assistant GM & Vice President of
 Player Personnel
 Catherine Raiche Assistant GM & Vice President of
 Football Operations
 Chris Cooper Vice President, Football Administration
 Bob Quinn Senior Personnel/Coaching Executive
 Jimmy Raye Senior Executive Advisor to the GM
 John Frain Director, Security
 Tyler Hamblin Director of Football Operations
 Taylor Young Director of Football Administration
 Carson Walch Director, Player Development
 Abir Chaudhry Director, Team Logistics
 Deb Kruszynski Manager, Travel and Compliance
 Shane Normandeau Football Ops Coordinator
 Megan Rock Director, Personnel Operations
 Anthony Fabiano Coordinator, Player Development
 Chavis Cook Manager, Team Logistics
 John Boykin Manager, Security
 Callum Mahoney Salary Cap & Contract Analyst
 R.J. Szabo Football Security
 Ashby Scott Football Security

FOOTBALL INFORMATION SYSTEMS

Bradley DeAngelis Director, Football Information
 Systems
 Zach Zelinsky Senior Software Developer,
 Football Information Systems
 Andrew Jackson Data Architect/System Developer
 Kevin Lewis Senior Software Developer, Football
 Information Systems
 Abigail Protin Software Developer, Football
 Information Systems

TRAINING AND MEDICAL

Joe Sheehan Senior Vice President,
 Player Health & Development
 Gordon Williams Assistant Athletic Trainer
 Anthony Trem Physical Therapist
 Pat Rock Assistant Athletic Trainer
 Stefan Varner Assistant Athletic Trainer
 Maikee Migallos Assistant Athletic Trainer

PLAYER ENGAGEMENT

Ron Brewer Director, Player Engagement
 Sahaana Durgam Coordinator, Player Services

EQUIPMENT

Brad Melland Director, Equipment Operations
 Kory Gillissie Assistant Director, Equipment
 Operations
 Jim McLaughlin Assistant Equipment Manager
 Rebecca Zielinski Seamstress
 Vincent Herzog Equipment Assistant

VIDEO

Rob Pavlas Video Director
 Ricky Palmer Assistant Video Director
 Nick Byford Video Assistant
 Adam Klepek Video Assistant

GROUNDS

Chris Powell Head Groundskeeper
 Neal Pate Stadium Field Manager
 Scott Springer Grounds Supervisor
 Andrew Bossard Assistant Groundskeeper
 Shaun Card Assistant Groundskeeper
 Russell Horn Assistant Groundskeeper

SCOUTING

Dan Saganey Director of Player Personnel
 Max Paulus Director of College Scouting
 Adam Al-Khayyal Director of Pro Scouting
 Zach Ayers National Scout
 Chris Buford National Scout
 Branden Francis Pro Scout
 Josh Cox Area Scout
 Joe Dever Area Scout
 Matt Donahoe Area Scout

STAFF

PLAYERS

2021 SEASON

HISTORY

RECORDS

GAME DAY

STAFF DIRECTORY

Shawn Heinlen Area Scout
Gerald McCully Area Scout
Kathleen Wood Area Scout
Dan Zegers Area Scout

STRATEGY & RESEARCH

Andrew Healy Vice President, Research and Strategy
Ken Kovash Vice President, Player Personnel Process & Development
Dave Giuliani Vice President, Football Research & Strategy
Nathan Sterken Lead Data Scientist
Mike Cetta Director, Scouting Research
Rishav Dutta Football Research Analyst
Austin Grosel Football Research Analyst
Zach Wigmore Scouting Research Coordinator
Joy Tapajcik Football Operations Assistant/Special Projects

Brenan Latimer Football Research Analyst
Dom Borsani Football Research Analyst
Nick Henkel Scouting Assistant
John Nussman Scouting Assistant
Ryan Conway Scouting Assistant
Hajriz Aliu Scouting Assistant
Cyrus Wolford Scouting Assistant
Josh Temple Scouting Assistant
Alice Sullivan Scouting Assistant
Greg Livingston Scouting Assistant

COMMUNICATIONS

Dan Murphy Director, Football Communications
Jordyn White Director, Community & Corporate Communications
Mike Annarella Manager, Communications
Dominique Page Manager, Communications

CLEVELAND BROWNS FOUNDATION

Renee Harvey Vice President, Cleveland Browns Foundation
Lizzie Heidenreich Manager, Cleveland Browns Foundation

FAN & BRAND DEVELOPMENT

Matt Papatheodorou Director, Marketing
Corey Kinder Senior Manager, Affinity Marketing

CREATIVE SERVICES

Mark Podolak Creative Director
Chris Modarelli Design Director
Darren Zavarella Graphic Designer

DIGITAL MEDIA

Andrew Gribble Director, Digital Media
Leah Archual Senior Manager, Digital Media
Brenan Betro Manager, Social Media
Keely McKenzie Manager, Digital Design & Operations
Lexi Ross Social Media Strategist
Sabrina Grivas Coordinator, Website Design & Development
Anthony Poisal Coordinator, Digital Content
Ryan Marks Coordinator, Digital Marketing
Alexis Christie Coordinator, Social Media

CONTENT AND PRODUCTION

Jonathan Glancy Director, Content & Production
Jeff McDaniel Senior Producer (Digital)
Ricky Soinski Supervising Producer
Drew Davidson Production Manager/Cinematographer
Anthony Baucro Senior Producer (Broadcast)
Matt Starkey Team Photographer
Lily Hammel Producer/Video Editor

Caroline Jordan Producer
Justin Fela Digital Video Specialist
Konner Sanghera Digital Content Specialist
Nathan Zegura Senior Media Broadcaster
Jason Gibbs Producer, Radio & Podcast

SCOREBOARD OPERATIONS

Kyle Millen Director, Scoreboard Operations
Rich Hanchette Motion Graphic Artist
Sean Olivier Producer, Scoreboard Operations
Renee Arko Coordinator, Scoreboard Operations

FAN EXPERIENCE AND SPECIAL EVENTS

Danielle Lewis Senior Director, Fan Experience & Special Events
Makenzie Fairfield Coordinator, Fan Experience & Special Events

COMMUNITY RELATIONS

Jenner Tecanvic Vice President, Community Relations
Romie Graham Manager, Youth Football
Hannah Lee Coordinator, Youth Football
Annie Kelly Coordinator, Community & Alumni Relations
Drew Weeks Coordinator, Community Relations

ADMINISTRATION

Jess Brooks Manager, Human Resources
Matt Srodek Director, Berea Facilities
Chris Cola Coordinator, Berea Facilities
Bryce Morgan Coordinator, Berea Facilities
Alex Thomas Coordinator, Shipping & Receiving

FINANCE

Laurie Rice Vice President, Finance
Jenna Gaston Manager of Accounting
Matt Hixenbaugh Payroll Manager
Erica Hudec AP Coordinator

LEGAL

Marikka Pretz-Anderson Director, Legal Affairs
Lydia Jules Legal Coordinator

INFORMATION TECHNOLOGY

Brandon Covert Vice President, Information Technology
Jacob Williams Director, IT Operations
Jud Covert Network Administrator
Jeffrey Patton Network Manager
Cory Blessing Support Services Manager
Sean Kaye IT Support Specialist
Jeremy Marton Cybersecurity Specialist
Spencer Schlott Support Services Technician

BEREA SECURITY

Bill Davis Berea Security Officer
Jay Lanzer Berea Security Officer
Andy Mull Berea Security Officer

BUSINESS ANALYTICS

Joe Moeller Senior Director, Business Analytics
Justin Curtis Director, Business Application Developer & Data Architecture
Mark Smith Director, Sales and Marketing Systems
Jack Gray Data Analyst, Ticketing
Aram Cannuccio Data Analyst, Marketing & Consumer Insights
Colby Sherwood Systems Developer
Rachel Huffman Data Analyst, Partnership Insights
Thomas Zelazny Sales and Marketing Systems Coordinator

CORPORATE PARTNERSHIPS & ACTIVATION

Erica Muhleman Senior Vice President, Corporate Partnerships
Tom Wyatt Senior Director, Corporate Partnerships
Sean Othen Senior Director, Corporate Partnerships
Bridget Kakos Senior Director, Partnership Activation
Kyle Walker Manager, Corporate Partnerships

STAFF DIRECTORY

Joe Hamlin	Director, Corporate Partnership Strategy
Shannon Fischer Cory Gilman	Director, Partnership Activation Senior Manager, Partnership Activation
Nick Deludos	Manager, Corporate Partnership Strategy
Wendy Retzloff Colleen Oberle Brynn Cooley Kenya Cason Emma Ryan Hannamarie Newhart	Manager, Partnership Activation Manager, Partnership Activation Manager, Media Strategy & Sales Manager, Partnership Activation Manager, Partnership Activation Coordinator, Corporate Partnership Strategy
Robbie Hamill	Coordinator, Partnership Activation
SUITES SALES AND SERVICE	
Sharon Smith	Director, Premium Development & Suite Service
Kailee Smith	Coordinator, Premium Development & Suite Service

TICKET SALES & SERVICE

TICKET SALES

Austin Pavilack	Director, Ticket Sales
Katelyn Caniford	Manager, Inside Sales

MEMBERSHIP SERVICES

Mike Judge	Senior Director, Membership Development
Iman Warren Paul Rini Justin Peck Tyler Kime Enzo Peretto Sydney Jascoe Kai White Devin Stith Lauren Traczyk Xavier Kanis Chris Scruggs	Manager, Premium Services Manager, Membership Development Membership Development Specialist Membership Development Specialist Membership Development Specialist Membership Development Specialist Membership Development Specialist Membership Development Specialist Membership Development Specialist Membership Development Specialist Membership Development Specialist Membership Development Specialist

TICKET OPERATIONS

David Lee	Vice President, Ticket Operations
Jason Decker	Senior Manager, Ticket Operations
Lexi Norton	Manager, Ticket Operations

PREMIUM DEVELOPMENT

Miguel Pimentel	Manager, Premium Development
Sam Grabinski	Manager, Premium Development
Brian Gross	Manager, Premium Development
Jack Heidenthal	Manager, Premium Development

STADIUM OPERATIONS & MAINTENANCE

STADIUM OPERATIONS

Brad Mohr	Director, Stadium Operations
Omar Jufko	Director, Stadium Security
Mike Good	Manager, Stadium Operations
Karlie Sustersic	Manager, Guest Services
Anthony Baldwin	Coordinator, Logistics & Special Events
Clete Diener Chris Justik Hanna Ponti	Coordinator, Stadium Operations Coordinator, Stadium Operations Coordinator, Guest Services

MAINTENANCE

Jerry Ray	Engineer (Concession/Kitchen/Equipment)
Joshua Shur	Engineer (HVAC)
Dennis Miller	Carpenter



STAFF

4

Dish me well



DEE AND JIMMY HASLAM

MANAGING AND PRINCIPAL PARTNERS
SCHOOL UNIVERSITY OF TENNESSEE
HOMETOWN KNOXVILLE, TENN.
NFL EXPERIENCE 13TH YEAR
BROWNS EXPERIENCE 12TH YEAR

Dee and Jimmy Haslam have created three primary areas of focus to set the team's culture in Cleveland and help direct all important processes and decisions for the organization. The club's standard is centered on providing a consistently winning team on the football field; taking exceptional care of the team's fans by providing a premier experience throughout the year; and striving to make a positive impact in the Northeast Ohio community with an emphasis on education, youth football, community engagement through volunteerism while advocating for social justice.

The Haslams are committed to restoring championship football in Cleveland. To best position the team for success, the Haslams have consistently invested in the organization and its facilities to provide the best resources available, while working diligently and responsibly in partnership with the City of Cleveland and the City of Berea.

MAKING A DIFFERENCE

Dee and Jimmy are immersed in numerous philanthropic and community endeavors to impact Northeast Ohio and have always taken a proactive approach to help address the needs of their communities. Upon becoming owners of the Browns, they quickly engaged themselves in the Northeast Ohio community.

The Haslams are deeply immersed in supporting programs for youth that remove

barriers and improve chances for success academically and motivate children to go to school. They have focused on renovating football fields throughout Northeast Ohio to enhance the football programs but also improve physical education offerings for students and allow community groups to benefit. These community assets are not only used for sports but for recreational programs that keep children and families active, engaged and inspired.

The Haslams have helped refurbish many Cleveland public school's athletic fields, installing 14 high-quality synthetic turf fields across Northeast Ohio. Beginning in 2016, Dee and Jimmy announced a commitment to provide five Cleveland Metropolitan School District (CMSD) fields with high-quality synthetic turf during the next two years. Three fields – Roye Kidd Field, James F. Rhodes Field and Bump Taylor Field – were renovated before the start of the 2016 high school football season. In 2017, renovations were completed on John Adams Field and John Marshall Field. The fields are available to all CMSD schools and are lined to accommodate multiple sports to offer more students opportunities to benefit from the upgraded playing surfaces. In 2018, the field project expanded beyond Cleveland with fields in Toledo, Lorain and eventually Akron and East Cleveland.. The Haslams have also initiated the turf field project in Knoxville, providing funding to transform 13 fields at area high schools.

The Haslams have invested \$11 million in Breakthrough Charter Schools, which helps provide equal educational opportunities for local youths throughout greater Cleveland. In 2019, the Cleveland Browns also launched the "Get 2 School, Stay in the Game" Network, in partnership with the Ohio Department of Education and Harvard University's Proving Ground, to promote the importance of school attendance and put an end to chronic absenteeism.

Dee and Jimmy have led the Browns efforts and impact in the social justice space. They have met with Browns players to support their ideas and efforts in determining the best ways to make an impact. Since, 2017 the team has donated over \$2 million to organizations that work to impact the space. The Browns have hosted three social justice summits; two that brought together the Cleveland Police Department with Cleveland Metropolitan School District high school students to create

a forum for open and honest dialogue about social injustice and another that brought community and civic leaders to the Browns facility to engage players and the entire organization. Players have also participated in ride-a-longs with local police departments and the Haslams have provided written testimony in support of state criminal justice reform bills. Dee sits on the NFL's social justice committee that works directly with players to advise league on social justice initiatives and funding of programs.

Since 2022, the Browns through their social justice efforts have supported minority and black-owned businesses through a partnership with Jumpstart, a Northeast Ohio-based, nationally recognized venture development organization providing capital, services, and connection to help entrepreneurs grow and corporations innovate. With Haslam's support, the team has hosted hundreds of minority entrepreneurs at small business boot camps at Cleveland Browns Stadium and has provided capital grants to participants of Jumpstart's business accelerators cohorts. Since partnering with JumpStart, over 25 minority and black-owned businesses across Northeast Ohio that have participated in the cohorts have experienced significant employment and revenue growth.

In November of 2020, through donations from players and matched by the Haslam family, \$350,000 was raised to purchase equipment for the East Cleveland school district so their students could learn remotely during the pandemic when the digital divide became even more pronounced in underserved communities.

In January of 2019, Dee participated in a panel discussion as part of the R.I.S.E. Super Bowl Champions of Change Town Hall at the King Center in Atlanta, Georgia to discuss team ownerships' role in the league's social justice initiative.

Dee and Jimmy Haslam were presented with the Maltz Heritage Award that recognized their transformational leadership, civic engagement, and philanthropic contributions in Northeast Ohio.

Dee and Jimmy launched the Haslam Sports Group Diversity and Opportunity Fellowship in 2021. Designed to improve the pipeline of diverse future sports industry leaders, the year-long sports business fellowship provides a unique, immersive opportunity to recent

college graduates. The fellowship program provides a range of experiences in several sports business disciplines across the two major league professional sports teams that comprise Haslam Sports Group (Cleveland Browns and Columbus Crew SC) to expand the participants' knowledge of and experience in the business of professional sports and prepare them for a successful career.

In 2022, the Browns received inaugural John B. Wooten Award by the Fritz Pollard Alliance. The award honors NFL teams that embody workplace diversity, equity and inclusion across the hierarchy. The Browns have filled their business and football operations departments with multiple fellowships and diverse hires that have helped the organization grow.

In March of 2020, Dee and Jimmy on behalf of the Haslam family pledged \$1.5 million to COVID-19 relief funds throughout the state of Ohio. Through their Haslam 3 Foundation, the Haslams earmarked \$1 million to the Greater Cleveland COVID-19 Rapid Response Fund and \$500,000 to the Columbus Foundation's Emergency Response Fund.

"We are humbled by the tremendous work of people around the world in their efforts to help those impacted by COVID-19 and we wanted to try to positively impact those affected in our own communities of Cleveland and Columbus," Dee and Jimmy Haslam said. "We are grateful for the individuals who are putting others before themselves and for the sacrifices they are making."

In August of 2019, the Haslam 3 Foundation donated \$4.5 million to education-based programs that give school-aged children more access to three arts organizations in Cleveland: Playhouse Square, the Rock and Roll Hall of Fame and the Cleveland Orchestra.

"Education is one of our priorities," Dee Haslam told Cleveland.com after the donation. "We know that engaged students are more likely to go to school. We're able to help in a way that may make a difference and excite these children to be engaged in something that touches their hearts,"

In 2017, the Browns' philanthropic efforts through the Cleveland Browns Foundation, Community Relations and personal giving from the Haslams, coaches, players and the rest of the Browns organization were unified with the creation of "Browns Give Back."

The Haslams established a focus and direction for the Browns Give Back initiative, with a commitment to make a continuing impact in education, youth football and community engagement through volunteerism. The foundation of the Haslam's philanthropy strategy is based on the belief that every child deserves a quality education. They have made improving education in underserved and disadvantaged communities a priority for their philanthropic efforts.

In December of 2019, the Haslams helped open the doors to the Haslam-Sansom Ministry Complex in the Lonsdale community of Knoxville, Tenn. The \$8 million privately funded project by the Haslam and Sansom families consists of 30,000 square feet and includes two fields, which can be used for soccer or football, a gymnasium with two full-sized basketball courts, a chapel, a community room and a medical clinic. It was built for the Emerald Youth Foundation and the complex will serve the more than 1,400 young people within Emerald as well as help hundreds of families in the underserved Lonsdale neighborhood.

The Haslams worked strategically and passionately to bring the NFL Draft to Cleveland, knowing the impact it could have on the community to host such a signature event. On May 22, 2019, Commissioner Roger Goodell announced that Cleveland would host the 2021 NFL Draft in partnership with the City of Cleveland, Greater Cleveland Sports Commission and Destination Cleveland.

Dee is also committed to the betterment of the Northeast Ohio community through her active involvement as a member of the board of directors for the Greater Cleveland Partnership; the United Way of Greater Cleveland (Executive Council); University Hospitals Systems; the Cleveland Orchestra; and the Rock & Roll Hall of Fame. She also serves on the boards of the University of Tennessee Haslam College of Business; the Emerald Youth Foundation; State Collaborative on Reforming Education (SCORE) in Tennessee; and is the acting chair of Lakeshore Park. Dee also serves on the board of the Greater Columbus Partnership.

In May of 2017, Dee was appointed by Governor Jeb Bush to ExcelinEd's Board of Directors, which is a foundation that has become a national leader in the education reform movement. She was also awarded an honorary

doctorate after delivering the commencement speech at Baldwin Wallace University.

Dee and Jimmy helped co-found the Haslam Scholars Program in 2008. The program offers unique in-depth academic enrichment for top students at the University of Tennessee.

Jimmy also serves on the boards of the American Federation for Children, the National Association of Truckstop Operators and Anderson Media Corporation. In 2006, he served as Tennessee statewide campaign chair for Bob Corker, now a United States Senator. Jimmy was also the 2010 Tennessee statewide finance chair for Governor Bill Haslam. In October 2011, Jimmy was recognized as a "Significant Sig" by the Sigma Chi Foundation. Jimmy's additional civic involvement includes service on the boards of directors of Lakeshore Park in Knoxville, Tenn. He formerly served as campaign chair for both Knox Area Rescue Ministries and United Way of Greater Knoxville.

In June of 2017, Jimmy was honored by the Cleveland branch of the NAACP at its 105th Anniversary Celebration Freedom Fund Dinner.

To help further advance the NFL, Jimmy is a member of the league's business ventures, media, and Hall of Fame committees and chairs the investment committee. Dee serves on the social justice working group, legislative and conduct committees.

The Haslams received their first award as members of the NFL in 2014 when they were recognized by the Fritz Pollard Alliance with the Paul "Tank" Younger Award for promoting diversity within NFL front offices.

During their tenure, the Haslams have also directed major renovation projects that resulted in a \$125 million of upgrades to FirstEnergy Stadium and \$15 million to the team's training facility, in partnership with the City of Cleveland and City of Berea.

BEYOND THE NFL

In January of 2019, the Haslams expanded their sports interests and investments when they reached an agreement with Major League Soccer to operate the Columbus Crew. After only two seasons in their role as investor-operators, the club captured MLS Cup 2020, their second championship in league history. Dee has led the efforts to create Lower.com Field, the new Columbus Crew downtown stadium, which officially opened in July of 2021.

The dynamic, modern and inspiring stadium is an accessible and inclusive community asset for the city of Columbus and serves as an anchor to the adjacent mixed-use development neighborhood called Astor Park that is set to open in 2023. Additionally, in June of 2021, the Crew opened the Ohio Health Performance Center, a new dynamic 42,000 square feet, first-in-class MLS training facility for all soccer operations, including First Team and Academy. Dee and Jimmy worked passionately to bring the MLS All-Star game to Columbus and the signature event will be held at Lower.com Field in 2024. Dee was also named to MLS's Board of Governors. After the family acquired the Crew, they formed the Haslam Sport Group (HSG). In addition to owning and operating the Crew and the Brown, HSG also explores various investment opportunities within the sports and entertainment industries. HSG recently became an investor in Misfits Gaming Group, a global esports and entertainment company.

This past April, HSG added to their sports portfolio when the NBA Board of Governors approved an ownership share purchase of the Milwaukee Bucks by Dee and Jimmy Haslam. The Haslams joined Wes Edens and Jamie Dinan as co-owners of the Bucks. The new ownership group will control and operate the Bucks; Fiserv Forum; the Froedtert and the Medical College of Wisconsin Sports Science Center, the team's training center, the Wisconsin Herd, the Bucks G League affiliate; and Bucks Gaming, the team's 2K League affiliate.

A native a Knoxville, Tenn., Jimmy Haslam began his career at Pilot Corporation in 1976, a company his family founded in 1958. In 1980, Haslam was named vice president of sales, development and operations. At that time, Pilot operated 100 convenience stores with annual fuel sales of about 125 million gallons. Under Jimmy's leadership as CEO of the Pilot Company, a position he had held since 1996 and the company saw exponential growth of its network and today supplies more than 11 billion gallons of fuel per year. Pilot has an industry-leading network of more than 950 retail and fueling locations that offer a variety of products, amenities and innovative solutions to make road travel easier. The Pilot Flying J travel center network includes locations in 44 states and six Canadian provinces with more than 680 restaurants. Pilot Company's energy division supplies fuel, DEF, bio and renewables and provides hauling and disposal services as the third largest tanker fleet in North America. In October of 2017, Warren Buffet's Berkshire Hathaway acquired an investment-

stake in Pilot Flying J. Jimmy was thrilled to collaborate with Berkshire Hathaway and expressed those feelings in a recent interview, "Obviously to have a partner like Warren and Berkshire Hathaway, I think, is a tremendous honor for our team members. Pilot Flying J has always been a growth company, and obviously partnering with Warren is an opportunity to grow even more." On January 1, 2021, Jimmy became chairman of the board and remains in that position today.

Dee, an Emmy-nominated TV producer, was the executive producer and CEO of RIVR Media Companies. Since launching RIVR Media in 1999, Dee has been the executive producer for ground breaking series such as "Trading Spaces," "Whale Wars," "World Series of Poker," "Renovation Realities," "Fat Guys in the Woods," and "Escaping Polygamy." Recently, RIVR was named a Realscreen's Global 100 TV production company. In June of 2012, Dee started Nest Features, an independent film company that produces films in and about the American South. Prior to RIVR's launch, she worked in various production roles with Bagwell Communications and Cinetel Productions. Dee transitioned from her role as CEO at RIVR Media in early 2018 to devote more of her time to Cleveland but remains a partner and executive producer.

Dee's professional association memberships include: Academy of Television Arts and Sciences; In Counsel with Women; Women in Cable Telecommunications; International Women's Forum; C200; and the Society of International Business Fellows.

In July of 2018, Cleveland Crain's honored Dee as a Women of Note for her efforts and commitment towards the betterment of Cleveland.

The Haslams first became involved in the NFL by acquiring minority ownership of the Pittsburgh Steelers in 2008, marking the first time ownership of the franchise expanded beyond the Rooney and McGinley families. The Haslams kept that stake until taking control of the Browns.

On Aug. 2, 2012, Dee, Jimmy and the Haslam family agreed to purchase the Cleveland Browns. The sale was unanimously approved by NFL owners on Oct. 16, 2012, and the closing took place on Oct. 25.

The Haslams have three adult children and six grandchildren.



JW JOHNSON

EXECUTIVE VICE PRESIDENT, PARTNER
SCHOOL UNIVERSITY OF MISSISSIPPI
HOMETOWN NEW YORK, N.Y.
NFL EXPERIENCE 6TH YEAR
BROWNS EXPERIENCE 6TH YEAR

James Wood "JW" Johnson III is the President and a Partner of the Haslam Sports Group (HSG). Johnson helps lead the strategic direction of the organization's business side, particularly focused on media, marketing, partnerships, fan experience, and digital content. HSG owns and operates the Cleveland Browns, Major League Soccer's Columbus Crew SC, and the Milwaukee Bucks.

In addition to his role on the business side with the Browns, Johnson served as a head coach and general manager search committee member that identified Kevin Stefanski and Andrew Berry to lead the organization in their respective areas in January 2020. He was also one of the Browns' primary advocates, along with ownership and other team executives, in bringing the NFL Draft to Northeast Ohio in 2021. On May 22, 2019, Commissioner Roger Goodell and the NFL announced that Cleveland would host the 2021 NFL Draft in partnership with the City of Cleveland, Greater Cleveland Sports Commission, and Destination Cleveland.

This past spring, the NBA Board of Governors approved an HSG ownership share purchase of the Bucks, giving the family-run conglomerate ownership stakes in three of the five major North American professional sports leagues.

HSG was formed in 2019, shortly after JW, his wife Whitney, Dee and Jimmy Haslam, and other Haslam family members expanded their sports interests and investments when they reached an agreement with Major League Soccer to operate the Columbus Crew. The Haslams, Johnsons, and partner Dr. Pete Edwards direct the organization's long-term strategies and day-to-day functions. After only two seasons as investor-operators, the club captured MLS Cup 2020, their second championship in league history. Less than two years after breaking ground, the Crew opened their newly constructed downtown Columbus stadium, Lower.com Field, in July of 2021. Designed to complement the city of Columbus' modern, dynamic, and diverse characteristics, Lower.com Field will anchor a mixed-use development neighborhood called Astor Park. The club also completed the construction of a world-class training facility named the Ohio Health Performance Center in June 2021.

Johnson's professional background includes 15 years at CBS Sports, three years with RIVR media, and in 2013, he created 3 Sons Media, a creative agency and full-service production and post-production company based in Nashville, Tenn. The company has worked with the NFL, NIKE, ESPN, and NASCAR brands. 3 Sons created all the in-game video content for the Tennessee Titans in 2016 and helped produce the Browns' in-game content for the past five seasons.

While with CBS Sports (1994-09), Johnson was an Emmy award-winning associate producer and associate director. He covered some of the most significant sporting events in the world, such as the Masters, Super Bowl, and Final Four.

Johnson has a bachelor's degree in broadcast journalism and communications from the University of Mississippi in Oxford. He currently serves on the board of directors for the Cleveland Browns Foundation and chairs the foundation's fundraising committee.

He and his wife, Whitney, have three sons: Hank, Ross, and Max.



WHITNEY HASLAM JOHNSON

PARTNER

SCHOOL UNIVERSITY OF GEORGIA

HOMETOWN KNOXVILLE, TENN.

NFL EXPERIENCE 4TH YEAR

BROWNS EXPERIENCE 4TH YEAR

Whitney Haslam Johnson is part of the Haslam Sports Group (HSG), which operates the Cleveland Browns, Major League Soccer's Columbus Crew and the recently acquired Milwaukee Bucks.

Whitney provides her communications, marketing, fan, and team member expertise to all HSG properties. Sports Business Journal named Whitney a "Game Changer" in 2018.

Whitney worked with the Pilot Company for nearly 20 years leading a variety of

departments and initiatives and was a member of Pilot Flying J's Board of Directors. She began her career in the accounting department and then worked throughout the company; fuel pricing, merchandising and Marketing/Communications. Whitney was responsible for elevating the company's guest and team member experience and worked with multiple departments across the company to ensure ongoing refinement of its brand image. From marketing and communications to modernizing facilities and implementing new technologies and innovative programs, she focused on improving guest experiences to ensure that loyalty and satisfaction are the foundation of every Pilot Flying J interaction.

Prior to joining Pilot, Whitney was an assistant controller at Marriott International Hotels from 2001-03 and led the Southeast fundraising efforts for the 2003-04 Bush-Cheney reelection campaign.

Aligning with Whitney and her family's active engagement in their communities, Whitney has served on the board of directors for the Knoxville Museum of Art and Second Harvest Food Bank of East Tennessee, as well as on committees for the United Way of Greater Knoxville. She currently serves on the board of The University School in Cleveland and supports various committees for University Hospitals.

Whitney earned a bachelor's degree in finance from the University of Georgia in Athens, Georgia, in 2001. She and her husband, JW, currently reside in Cleveland, Ohio with their three sons.

STAFF

PLAYERS

2021 SEASON

HISTORY

RECORDS

GAME DAY



ANDREW BERRY

EXECUTIVE VICE PRESIDENT OF FOOTBALL OPERATIONS AND GENERAL MANAGER

SCHOOL HARVARD UNIVERSITY

HOMETOWN BEL AIR, MD.

NFL EXPERIENCE 15TH YEAR

BROWNS EXPERIENCE 7TH YEAR

Andrew Berry was named the Browns Executive Vice President of Football Operations and General Manager on Jan. 28, 2020. Berry re-joined the Browns staff after serving as Vice President of Player Personnel from 2016-18.

In his first season at the helm, Berry shaped a roster that helped the team to their first playoff appearance since 2002 and first playoff victory in 26 years. Berry used an aggressive approach to improve the roster during his first offseason, including inking DE Myles Garrett to a five-year contract extension and signing unrestricted free agent RT Jack Conklin. Both Garrett and Conklin went on to earn first-team All-Pro honors in 2020, while G Joel Bitonio and G Wyatt Teller were each second team selections. Berry also drafted offensive tackle Jedrick Wills in the first round of the 2020 NFL Draft, who made a successful transition from right tackle to left and earned All-Rookie Team Honors from the Pro Football Writers of America.

Prior to the 2021 season, the Browns signed RB Nick Chubb to a three-contract extension. Chubb, a four-time Pro Bowler, has finished second in the NFL in rushing yards twice (2019 and 2021) and third once (2022). During the season, the Browns inked Gs Joel Bitonio and Wyatt Teller to contract extensions. Bitonio, a five-time Pro Bowl selection and five-time All-Pro honoree, and Teller, a two-time All-Pro

who earned his first Pro Bowl nod in 2021, were both signed through the 2025 season. During the 2021 NFL Draft, the Browns selected CB Greg Newsome and LB Jeremiah Owusu-Koramoah with their first two picks. Both players were named to the PFWA's 2021 NFL All-Rookie team.

Berry helped re-shape the Browns offense with two trades during the 2022 offseason. The team acquired four-time Pro Bowl WR Amari Cooper and three-time Pro Bowl QB Deshaun Watson. The team also signed two-time Pro Bowl CB Denzel Ward and TE David Njoku to contract extensions prior to the 2022 season.

Prior to the 2023 season, Berry continued his aggressive approach to improving the roster. The Browns traded for three-time Pro Bowl DE Za'Darius Smith and WR Elijah Moore. The team also signed Conklin to a four-year extension and C Ethan Pocic to a three-year extension. The club added a number of unrestricted free agents, highlighted by DT Dalvin Tomlinson.

In his first stint with the Browns, Berry first worked under Executive Vice President of Football Operations Sashi Brown followed by General Manager John Dorsey. He helped lead all talent evaluation efforts for the club, including college prospects and NFL free agents. He also helped in overseeing the club's scouting department and worked closely with other high-ranking members of the front office.

During Berry's first three drafts with the Browns, the team selected at least one future Pro Bowler every year: LB Joe Schobert (fourth round, 2016), DE Myles Garrett (first round, 2017), CB Denzel Ward (first round, 2018) and RB Nick Chubb (second round, 2018).

In between his stints with the Browns, Berry served as the Vice President of Football Operations with the Philadelphia Eagles in 2019. In his one draft with the Eagles, Philadelphia used a second-round pick on RB Miles Sanders, who went on to lead all NFL rookies in scrimmage yards with 1,327 and set an Eagles rookie rushing record with 818 yards.

Berry also spent seven seasons (2009-15) in the Indianapolis Colts front office, including his final four as pro scouting coordinator. He started with the Colts in 2009 as a scouting assistant and was promoted to pro scout in 2011 before being elevated to pro scouting coordinator in 2012. During his time in

Indianapolis, the Colts won four AFC South titles, made five postseason appearances and advanced to Super Bowl XLIV. From 2009-15, Indianapolis won 67 games, the sixth-most in the NFL during that span.

In the Colts' front office, Berry managed the free agency process, scouted upcoming opponents and evaluated NFL players and players from other professional leagues. He also assisted with college scouting, preparation for the NFL draft and participated in contract negotiations during free agency.

Berry graduated cum laude from Harvard University with a bachelor's degree in economics and a master's degree in computer science in four years. While at Harvard, he was a four-year starter as a cornerback and was a three-time All-Ivy League team selection and an All-America honoree. He totaled 125 career tackles and five interceptions playing for the Crimson.

Berry was one of five finalists for the John Wooden Citizenship Cup, which is awarded to the nation's highest-achieving student-athlete who best displays character, teamwork and citizenship. He was a finalist for the Draddy Trophy as the national scholar-athlete of the year and was named the 2009 Football Championship Subdivision Athletic Director Association Scholar-Athlete of the Year.

In June 2020, Berry sparked the #BeTheSolution campaign to emphasize education and encourage others to implement action for ending social and racial injustice practices. Berry created the challenge internally with an email to the Browns organization and donated

\$8,460 to the NAACP Legal Defense Fund for efforts after at least 50 employees completed one of the following in honor of George Floyd, Breonna Taylor, Ahmaud Arbery and many more who tragically lost their lives: 1. Spend at least 8 minutes and 46 seconds (in honor of Floyd) on one of a number of educational or dialogue items provided in the email and submit a short written or video reflection on what they learned or will do moving forward. 2. Sign up for any social activism initiative. 3. Donate anything to a social activism cause. The Haslam family pledged to match every dollar raised and contributed to the organizations of employees' choice to a social justice nonprofit. The Browns staff raised more than \$185,000 in a two-week span for 14 different charities. Berry later invited fans, players and members of the media to join in the fight to #BeTheSolution.

In 2022, the Browns received inaugural John B. Wooten Award by the Fritz Pollard Alliance. The award honors NFL teams that embody workplace diversity, equity and inclusion across the hierarchy. The Browns have filled their business and football operations departments with multiple fellowships and minority hires that have helped the organization grow. Among the several diverse hires Berry has made was Kwesi Adofo-Mensah, who served as Vice President of Football Operations from 2020-21, until he was hired as the General Manager for the Minnesota Vikings in 2022. The Browns also hired Catherine Raiche as Assistant General Manager and Vice President of Football Operations, the highest-ranking female football executive in the NFL.

Berry and his wife Brittan have two boys, Zion and Kairo and a girl, Eden Ruth.



PAUL DEPODESTA

CHIEF STRATEGY OFFICER
SCHOOL HARVARD UNIVERSITY
HOMETOWN ALEXANDRIA, VA.
NFL EXPERIENCE 8TH YEAR
BROWNS EXPERIENCE 8TH YEAR

Paul DePodesta was named the Browns' Chief Strategy Officer on January 5, 2016. DePodesta came to Cleveland after spending 20 seasons in Major League Baseball. During his time in MLB, DePodesta was the only executive in the league to win divisional titles with five different organizations.

Prior to the 2020 season, DePodesta led the processes for the Browns' search of head coach and general manager candidates. Through a thorough and strategic information gathering process that was inclusive of many members at various levels of the organization, DePodesta helped the Browns land Executive Vice President of Football Operations and General Manager Andrew Berry and Head Coach Kevin Stefanski. In their first season at the helm, the Browns earned their first playoff appearance since 2002 and first playoff victory in 26 years. Stefanski was named the NFL Coach of the Year.

DePodesta is tasked with implementing systems and processes to strengthen the Browns organization. In this role, he works closely with Berry, Stefanski and members of the player development and research departments to optimize all organizational decision-making efforts.

DePodesta joined the Browns from the New York Mets, where he served as the vice president of player development and amateur scouting for five seasons (2011-15). In his time in New York, DePodesta was part of a front office that took the Mets from a 79-83 record and fourth-place divisional finish in 2010 to a Divisional title, National League Championship and World Series appearance in 2015.

Prior to the Mets, DePodesta spent five seasons (2006-10) with the San Diego Padres, first as a special assistant for baseball operations and then executive vice president. Before San Diego, he served as the General Manager for the Los Angeles Dodgers from 2004-05. In his first season with the Dodgers, the team had its first playoff victory in 15 years.

Before his time as a general manager, DePodesta spent five years (1999-03) as the Assistant General Manager with the Oakland Athletics, where the A's won three Divisional titles and one wild card.

DePodesta began his MLB career as an intern in player development in 1996 for the Cleveland Indians before becoming the Major League advance scout for the 1997-98 seasons and later the special assistant to the GM.

He served as an intern for the Canadian Football League's Baltimore Stallions in 1995.

A native of Alexandria, Va., DePodesta graduated cum laude from Harvard in 1995. He played football and baseball for the Crimson.



DAVID JENKINS

EXECUTIVE VICE PRESIDENT, CHIEF OPERATING OFFICER
SCHOOL BALDWIN WALLACE UNIVERSITY
HOMETOWN EAST ROCHESTER, N.Y.
NFL EXPERIENCE 20TH YEAR
BROWNS EXPERIENCE 20TH YEAR

David Jenkins is in his 20th season with the Browns and sixth as the team's Chief Operating Officer. As COO, Jenkins leads the team's daily business operations and its long-term vision, directing all organizational goals related to the business, including financial management, revenue generation, marketing, stadium operations, government relations and administration.

Jenkins acted as one of the Browns' primary advocates, along with Dee and Jimmy Haslam, Whitney and J.W. Johnson and Haslam Sports Group executives, to bring the NFL Draft to Northeast Ohio. On May 22, 2019, Commissioner Roger Goodell and the NFL announced that Cleveland would host the 2021 NFL Draft, in partnership with the City of Cleveland, Greater Cleveland Sports Commission and Destination Cleveland. Hosted April 29-May 1, FirstEnergy Stadium and the lakefront served as the main hub for the 2021 NFL Draft in Cleveland, one of the country's largest events responsibly held with comprehensive COVID-19 protocols since the start of the pandemic. The event welcomed approximately 160,000 NFL and Browns fans in-person, including the league's NFL Draft Experience within FirstEnergy Stadium, and averaged 6.1 million viewers across TV and digital platforms, making it the third most-watched Draft in league history.

In addition to his responsibilities with the Browns, Jenkins also serves as the COO of

Haslam Sports Group (HSG). He played a pivotal role in the Haslam and Johnson families' acquisition of the investor-operator rights to Major League Soccer's Columbus Crew, which officially transferred to HSG and partner Dr. Pete Edwards on Jan. 1, 2019. Jenkins was highly involved throughout each stage of an expedited franchise transition that kept the original MLS franchise in its rightful home city.

After acquiring operating rights to the Crew, HSG leadership directed the successful construction of Lower.com Field - a finalist for SportsBusiness Journals' 2022 "Sports Facility of the Year" award - and major renovation of the OhioHealth Performance Center. The Crew also raised the MLS Cup in 2020, their second league title in club history.

HSG's mission is to engage and unite communities through premier sports and entertainment experiences. It strives to create world class organizations that achieve sustainable success, provide a best-in-class fan experience and give back to their region, while serving as stewards of true community assets. HSG invests in strategic sports and entertainment opportunities. Its current portfolio includes the Cleveland Browns, operating rights to the Columbus Crew and current investments in Misfits Gaming Group, StatusPro, Jackpot.com, Lyte, Cast Iron Media, Wicket, ChargeFUZE, WNBA, ManCan and Courtside VC.

Prior to being elevated to COO, Jenkins spent three seasons as the team's Executive Vice President and five as Chief Financial Officer. He oversaw all finance-related departments of the organization - budgeting and strategic planning, financial reporting, audit and risk management - and in 2016, added stadium operations, legal, information technology and administration to his duties.

Joining the Browns in October 2004 as a financial and business analyst, Jenkins also held positions as the club's director of finance (2006), vice president of finance (2007-10) and senior vice president of finance & administration (2010-12). In 2007, he was the team's representative at the National Football League's management training program at Stanford University and was a participant in the Leadership Cleveland Class of 2009.

Jenkins began his professional career at Arthur Andersen LLP, where he served as a senior auditor from 1997-2002. He also worked in business development and auditing at KPMG

LLP, Proviti Inc. and STERIS Corporation prior to joining the Browns.

Jenkins, who is on Baldwin Wallace University's Board of Trustees, is a member of the board of directors for the Cleveland Browns Foundation, the Downtown Cleveland Alliance, the Greater Cleveland Sports Commission, and Cleveland Development Advisors, and previously contributed as a board member of the MetroHealth Foundation, Cuyahoga Community College Foundation, Achievement Centers for Children, Greater Cleveland Food

Bank, the Berea Chamber of Commerce and Lakewood Catholic Academy. While with the Browns, he also served as an adjunct professor at his alma mater, Baldwin Wallace University, where he taught a class on finance in the sports industry.


A 2018 Cleveland Crain's Business C-Suite CDD honoree, Jenkins is a native of East Rochester, N.Y. and earned his B.S. in business administration from Baldwin Wallace in 1997. He now resides in Westlake with his wife, Ada, and sons, Tony and Sonny.

PAUL BROWN'S INNOVATIONS

Hall of Fame Coach Paul Brown not only led the Browns to a 167-53-8 record, four AAFC titles and three NFL championships, but he was also an innovator who helped shape the NFL into the game it is today.

A Few Of Paul Brown's Innovations:

- First to use intelligence test as a hint to a player's learning potential.
- Set up complete film clip statistical studies and graded his own players based on film study.
- First use of a radio transmitter to communicate with players on the field.
- First to install face masks on helmets (at the professional level).
- He invented the draw play and helped developed the modern face mask.





ERIC CLOUSE

CHIEF COMMERCIAL OFFICER
SCHOOL UNIVERSITY KENTUCKY
HOMETOWN SORGHO, KY.
NFL EXPERIENCE 2ND YEAR
BROWNS EXPERIENCE 2ND YEAR

Eric Clouse was named Haslam Sports Group's Chief Commercial Officer on March 10, 2022 after spending the previous 10 years with the Cleveland Cavaliers. In his role, Clouse oversees all revenue, marketing and business analytics functions for the Browns, and as a member of the HSG executive team, collaborates to maximize initiatives related to ticket sales and service, business analytics, fan engagement, corporate partnerships and digital content and production for all HSG properties.

During the 2022 offseason, the Browns under Clouse's direction reached new club marks in season ticket memberships, season ticket wait-list participants, premium seating, suite leases and corporate partnerships for the 2022 season.

During his decade-long tenure with the Cavaliers - which included time as the team's Senior Vice President of Sales and Service since 2019 - Clouse directed all Cavs' ticket sales initiatives, inclusive of all premium seating and hospitality experiences. Additionally, as a member of the Cavs Senior Leadership team, he helped further the team's mission across all facets of Rocket Mortgage Fieldhouse revenue and business operations units. Complementing his commitment to delivering business results, he led a team dedicated to recruiting, training and developing over 70 Cavs Sales and Service team members

in any given year, many of which achieved professional advancement within the sports and entertainment industry.

Prior to being named the Cavaliers' Senior Vice President of Sales and Service, Clouse worked for the franchise's suites and premium seating department (vice president, 2016-2019; senior director, 2014-2016). In 2020, he was honored as a member of Crain's Cleveland Business' "Forty Under 40" Class of 2020, particularly for his contributions to and vision during the Cavs' \$185 million transformation of Rocket Mortgage FieldHouse. Clouse initially joined the organization as a manager of business development in 2011 and was elevated to director of business development and inside sales in 2013.

Clouse launched his career in sports as a ticket sales associate for University of Central Florida Athletics (2007-2008), supporting football and basketball endeavors as the program debuted two venues: Bright House Networks Stadium and the UCF Arena. He also held a four-year tenure (2008-2011) as Director of Ticket Sales at University of Louisville Athletics, opening both the KFC-Yum Center and the renovation of Papa John's Cardinal Stadium, before heading to Cleveland.

After graduating magna cum laude from the University Kentucky with a degree in business management and marketing, Clouse earned master's degrees in business administration and sports business management at the University of Central Florida Devos Sports Business Management program in Orlando, Fla.

Clouse currently lives in Tremont, Ohio with his wife, Sara, daughter Elliana, and son, Hank.



PETER JOHN-BAPTISTE

CHIEF COMMUNICATIONS OFFICER

SCHOOL UNIVERSITY OF MASSACHUSETTS-AMHERST

HOMETOWN ST. CROIX, U.S. VIRGIN ISLANDS

NFL EXPERIENCE 27TH YEAR

BROWNS EXPERIENCE 10TH YEAR

Peter John-Baptiste is in his 27th season in the NFL and tenth with the Browns and the Haslam Sports Group (HSG). He joined the Browns as vice president of communications on July 18, 2014, was promoted to senior vice president before the 2017 season, and then elevated to Chief Communications Officer this past April.

In his role, John-Baptiste establishes the organization's overall communications strategy while overseeing all the Brown's business and football communications functions. He also works closely with all HSG properties in an advisory role on their communications efforts. HSG owns and operates the Browns and Major League Soccer's Columbus Crew SC. This past spring, the NBA Board of Governors approved an HSG ownership share purchase of the Milwaukee Bucks, giving the family-run conglomerate ownership stakes in three of the five major North American professional sports leagues. John-Baptiste is a board member of the Cleveland Browns Foundation, the Urban League of Great Cleveland, and the PRO Sport Assembly. He also serves in a leadership role for all the Brown's Social Justice efforts and is the appointed lead on the organization's Diversity, Equity, and Inclusion work.

Before the Browns, John-Baptiste spent 17 years with the New York Giants, serving as the communications vice president from 2011-14. He began his tenure with New York as an intern in the team's community and media relations department, rising to become public/media relations director in 2001.

As a liaison between the team and local and national media, John-Baptiste managed the Giants' day-to-day communications efforts and was responsible for the franchise's media logistics and execution. He was a member of a New York staff that accommodated media during three Super Bowl appearances (XXXV, XLII, and XLVI), with two championships (XLII and XLVI).

In addition to working three Super Bowls with the Giants, John-Baptiste has also been invited to assist the league's public relations operations for ten additional Super Bowls and one Pro Bowl.

While in New York, John-Baptiste also helped the Giants public relations department claim the 2001 Pete Rozelle Award, given by the Pro Football Writers Association of America (PFWA) to the NFL club public relations staff that consistently strives for excellence in its dealings and relationships with the media.

John-Baptiste, who was selected to attend Stanford University's Executive Education Program for NFL Managers in 2007, received his Bachelor of Science in sports management at the University of Massachusetts-Amherst. In 2015, his alma mater recognized him with the Harold J. VanderZwaag Distinguished Alumnus Award.

A native of St. Croix, U.S. Virgin Islands, John-Baptiste and his wife, Mashawn, have two sons, Miles and Mason.



RENEE HARVEY

VICE PRESIDENT, CLEVELAND BROWNS FOUNDATION
SCHOOL IDAHO STATE UNIVERSITY
HOMETOWN DENVER, COLO.
NFL EXPERIENCE 22ND YEAR
BROWNS EXPERIENCE 22ND YEAR

Renee Harvey is in her 22nd year with the Browns and currently serves as Vice President and Executive Director of the Cleveland Browns Foundation. Named to the position in 2013, Harvey manages all long-term strategies and day-to-day operations for the Foundation and its commitment to education in Ohio through Browns Give Back and the Stay in the Game! Network.

Harvey is a member of the team's leadership group as the Browns have established a culture where supporting the community is prioritized as a main measurement of success, along with winning consistently and creating an exceptional fan experience. In 2017, Harvey helped develop and launch the team's philanthropic mission of Browns Give Back, the team's community platform that is dedicated to education, youth football and volunteerism, with a focus of sparking meaningful, long-term impact in those three key areas.

The Cleveland Browns Foundation, in partnership with the Ohio Department of Education and Proving Ground at Harvard University, created in 2019 the Stay in the Game! Keep Learning, Every Day! Network, a statewide initiative designed to promote the importance of school attendance and reduce chronic absenteeism. The Browns are dedicated to improving the quality of education for students in Ohio by making investments that keep kids in school every

day so they can succeed, highlighted by the Stay in the Game! Network. The team and its network partners and collaborators deploy attendance-focused campaigns, sharpening school improvement plans, launch attendance strategies and evaluate the impact to better support Ohio's schools and districts through collective impact.

The Stay in the Game! Network engages local school districts and promotes quality education by using attendance data and feedback from families to build a school-going culture, uncover and reduce common barriers to attendance and support opportunities for students to thrive. To further advance that effort, Harvey and the Foundation also work with an esteemed advisory board of industry experts, which includes various Ohio government and educational non-profit leaders.

For the 2022-23 school year, the Stay in the Game! Network has partnered with 17 school districts, benefiting more than 150,000 students in Ohio. In June 2022, Columbus City Schools – the largest school district in the state – formally partnered with the Network to regularly engage with Haslam Sports Group's Columbus Crew to further address chronic absenteeism, along with Harvey's support.

No matter the circumstances, the Stay in the Game! Network will continue to encourage and support students to maintain a strong educational-going mindset to keep learning, every day, aligned with its overall goal to help end chronic absenteeism and provide all students equal opportunities to be successful. To learn more visit, visit stayinthegame.org.

During the COVID-19 pandemic, the Browns and Cleveland Browns Foundation also made significant contributions to address the digital divide with the focus of helping create equal educational opportunities for all students in Cleveland, which is currently cited as the community with the lowest availability of internet connectivity among the country's major cities. Along with other donations, the Browns distributed \$350,000 to East Cleveland City Schools in 2020 to address educational needs related to the digital divide, as well as \$60,000 to Maple Heights City Schools, made possible through the team's "Hats Off to Our Heroes" Fund. East Cleveland and Maple Heights are both partners of the Stay in the Game! Network.

Harvey also played a pivotal role in 2013 during

the execution of an eight-month evaluation and transformation of the Cleveland Browns Foundation, established in 1999, that resulted strategic plans committed to education. Emphasizing attendance, the Foundation's mission is to improve the quality of education for students in Ohio by making investments that keep kids in school every day so they can succeed.

A member of the Browns since 2002, Harvey previously strengthened the club's local and national philanthropic efforts as vice president of community outreach. She was responsible for strategic planning and implementation of all community relations and youth football initiatives. Harvey also directed the allocation of resources related to player appearances, financial support and in-kind contributions.

Prior to joining the Browns, Harvey spent four years with the NHL's Anaheim Ducks, leading the team's community outreach efforts and the Ducks Care Foundation. She guided the

Foundation as it issued more than \$1 million of grants each year and oversaw many successful fundraising events, including the creation of Dux in Tux, which raised more than \$1 million for the Cystic Fibrosis Foundation in the first three years.

Harvey is a member of the Browns' internal social justice leadership team and contributes to the CL3 Alliance, a social-justice collaboration that includes the Browns, Cavaliers and Guardians. She serves on the board of the Rainbow Babies and Children's Foundation and is a member of the Philanthropy Ohio Education Advisory Committee and the United Way of Greater Cleveland Public Policy subcommittee.

Harvey received a B.A. in education from Idaho State University and an M.A. in sports administration at the University of Northern Colorado. A native of Denver, Colo., Harvey resides in Brunswick with her husband, Neal, and three sons.

UNDER THE LIGHTS

Overall Record in Primetime Games

Overall Prime Time Games	31-37
Home	20-18
Road	11-19
Monday Night	17-18
Home	12-11
Road	5-7
Sunday Night	2-11
Home	0-5
Road	2-6
Saturday Night	2-0
Home	0-0
Road	2-0
Thursday Night	10-8
Home	8-2
Road	2-6



KEVIN STEFANSKI

HEAD COACH

SCHOOL UNIVERSITY OF PENNSYLVANIA

HOMETOWN PHILADELPHIA, PA.

NFL EXPERIENCE 18TH YEAR

BROWNS EXPERIENCE 4TH YEAR

COACHING CAREER

- **2005** UNIVERSITY OF PENNSYLVANIA, FOOTBALL OPERATIONS
- **2006-08** MINNESOTA VIKINGS, ASSISTANT TO THE HEAD COACH
- **2009-13** MINNESOTA VIKINGS, ASSISTANT QUARTERBACKS COACH
- **2014-15** MINNESOTA VIKINGS, TIGHT ENDS COACH
- **2016** MINNESOTA VIKINGS, RUNNING BACKS COACH
- **2017-18** MINNESOTA VIKINGS, QUARTERBACKS COACH/ INTERIM OFFENSIVE COORDINATOR
- **2019** MINNESOTA VIKINGS, OFFENSIVE COORDINATOR
- **2020-** CLEVELAND BROWNS, HEAD COACH

Kevin Stefanski was named the 18th full-time head coach in Cleveland Browns history on January 13, 2020. He spent the previous 14 seasons with the Minnesota Vikings, where he moved up the coaching ladder from assistant to the head coach to offensive coordinator.

During the Browns 76-year history, the team has surpassed 6,000 scrimmage yards in a single season just six times but have reached the mark in all three seasons under Stefanski. Since 2020, the team ranks among the NFL leaders in most rushing categories including rushing yards (second with 146.7 yards per game), rush average (third with 4.85) and rushing touchdowns (tied for fourth with 60).

During his first three seasons, Stefanski has

led the Browns to 27 total wins, the most by any Browns coach since the team's return in 1999. He has recorded a 16-9 record at FirstEnergy Stadium, while not recording a losing record at home in any season. His .640 win percentage at home is the club's highest over a three-year span since 1987-89 (.717).

In his first season with the Browns, Stefanski led the team to its first playoff appearance since 2002 and first playoff victory in 26 years. He notched the most wins (11) by a first-year Browns head coach since Paul Brown had 12 in the team's inaugural season in 1946. Stefanski's 11 regular season wins were the most by a first-year head coach in 2020 and marked just the 11th time since 1970 a first-year coach has won 11 or more games. Stefanski was named the NFL Coach of the Year and joined Forrest Gregg (1976) as the second coach in franchise history to earn the honor.

Stefanski's first season was unlike any other in NFL history as he and the club had to navigate the new realities and protocols presented by the COVID-19 pandemic. During his first offseason program, he and the staff had to install a new offensive and defensive system entirely virtual. Stefanski and his coaching staff didn't meet most of the players in-person until training camp, which was completely revamped to adhere to the league's protocols. During the second half of the season, the Browns dealt with numerous stops and starts to their schedule, including complete closures of the team facility, because of positive COVID-19 tests.

Despite the new norms, Stefanski, who serves as the team's play-caller, helped the Browns offense to some of its best numbers in generations. Cleveland's 408 points were its second-most in franchise history, while the club also finished with its second-best total in scrimmage touchdowns (48) and tied for the second-most first downs (355). The Browns finished third in the league in rushing with an average of 148.4 yards per game (the team's best since 1978).

Stefanski helped several Browns earn individual honors as DE Myles Garrett and RT Jack Conklin were named first-team All-Pros by the Associated Press, while G Joel Bitonio and G Wyatt Teller each earned second team honors. Garrett, Bitonio and RB Nick Chubb were selected to the Pro Bowl.

He didn't just bring the team together on

the field, he also brought them together in the community. As protests for social justice erupted all across the country during the summer of 2020, Stefanski carved out meeting time to allow the players time to discuss how they felt in the moment. They were also given time off during the funeral of George Floyd, whose controversial death spurred the movement. Stefanski then empowered them to “get in the arena” and use their platform to make a difference however they saw fit.

In 2021, the Browns led the NFL in rushing average with a 5.09 mark, which helped Chubb finish second in the league in rushing yards. The club’s rush average was the highest by a Browns team since 1966. The team’s 6,090 scrimmage yards were the fourth-most by the club in a single-season.

Defensively, the Browns finished the season fifth in the NFL in total defense, marking just the third time since 1970 that the team has ranked in the top-five and the club’s highest finish since 1987. Garrett set the single-season franchise record with 16 sacks.

Stefanski helped five Browns earn Pro Bowl honors, the most by the team since 2013. Bitonio, Chubb, Garrett, Teller and CB Denzel Ward all earned Pro Bowl honors. Bitonio and Garrett also earned first team All-Pro honors, while Teller was named to the second team.


In 2022, the Browns recorded the third highest-rushing total in team history with 2,490. Chubb finished third in the NFL with 1,525

rushing yards. The team’s 6,200 scrimmage yards were the second most in team history. Defensively, Garrett tied his own team single season record with 16 sacks, making him the NFL only player to record at least 16 sacks in 2021 and 2022. Bitonio, Chubb and Garret each earned Pro Bowl and AP All-Pro honors, with Bitonio garnering first team All-Pro honors. Teller was also named to the Pro Bowl.

Stefanski joined the Vikings in 2006 as an assistant to the head coach and remained with the organization under three different head coaches. After serving as assistant quarterbacks coach from 2009-13, Stefanski spent two seasons (2014-15) coaching the tight ends and one season (2016) as running backs coach. From 2017-18, he coached the quarterbacks and added the role of interim offensive coordinator for the final three games before being named the team’s offensive coordinator in 2019.

In 2019, the Vikings posted a 10-6 record and earned their first road playoff win since January 9, 2005, after defeating the Saints, 26-20, in New Orleans. Three offensive players were selected to the Pro Bowl as RB Dalvin Cook and FB C.J. Ham were each named to their first career Pro Bowl with Cook voted a starter. QB Kirk Cousins was also named to the Pro Bowl.

In his first full year under Stefanski, Cousins set a single-season career high for passer rating with a 107.4 mark, fourth best in the NFL in 2019. Cousins also finished with a career-low



six interceptions, while adding 26 touchdowns and a 69.1 completion percentage, fourth in the NFL in 2019. He set a Vikings record for completions in a season with 425 and finished with the second-most passing yards (4,298) and passer rating (107.4) in Vikings history.

With 1,135 rushing yards, Cook became the eighth player in Vikings history to rush for 1,000 yards in a single season and the first since Adrian Peterson in 2015. Despite missing the final two games of the season, Cook finished fourth in the NFL with 13 rushing touchdowns and seventh in scrimmage yards with 1,654.

WR Stefon Diggs set a career high with 1,130 receiving yards, giving him back-to-back 1,000-receiving yard seasons for the first time in his career. Diggs finished fourth in the NFL with an average of 17.9 yards per reception in 2019.

Stefanski was elevated from quarterbacks coach to interim offensive coordinator in Week 15 of the 2018 season and promptly guided the unit to two of its best showings of the season. In his first game calling plays, Minnesota scored a season-high 41 points and recorded 418 yards of offense en route to a 41-17 victory over the Dolphins.

As quarterbacks coach in 2017, the Vikings were forced to go to their backup, Case Keenum, early in the season after starter Sam Bradford went down with an injury. Keenum, who had completed 58 percent of his passes previously owned a 9-15 career record as a starter, went on to complete nearly 68 percent of his throws with 22 touchdowns and seven interceptions while leading the Vikings to a record of 11-3.

In his lone season coaching the running backs in 2016, the Vikings battled injuries along the offensive line and to RB Adrian Peterson that caused the runner to miss 13 games. The running game leaned on veterans Jerick McKinnon and Matt Asiata as the duo combined for 941 yards and eight rushing touchdowns.

As tight ends coach, Stefanski helped develop Pro Bowl TE Kyle Rudolph. In 2015, his unit helped clear the way for Adrian Peterson to lead the NFL in rushing with 1,485 yards.

Stefanski was elevated to assistant quarterbacks coach in 2009, where he had a hands-on role in one of the most successful

offensive seasons in Vikings history. Veteran QB Brett Favre signed with the team in mid-August and closed the season with 4,202 passing yards and 33 touchdowns. The Vikings finished the season 12-4 and won the NFC North.

Stefanski spent 2006-08 working directly with Head Coach Brad Childress on administrative duties and special projects. Stefanski first worked with Childress during Eagles training camp in 2005 as part of the team's operations department.

Stefanski spent the 2005 season at his alma mater, Pennsylvania, as assistant director of football operations, coordinating all aspects of the Quakers' day-to-day operations.

A team captain as a senior in 2003, Stefanski was part of one of the most successful stretches in the history of the Quaker football program. The team won three Ivy League titles (2000, 2002 and 2003), and went 10-0 in 2003 to become the first undefeated Penn team in a decade. During Stefanski's tenure, the squad posted a 42-7 overall record and a 32-3 mark in Ivy League play.

Stefanski earned a bachelor's degree in communications from Pennsylvania and attended St. Joseph's Prep in Philadelphia.

In 2022, the Browns received inaugural John B. Wooten Award by the Fritz Pollard Alliance. The award honors NFL teams that embody workplace diversity, equity and inclusion across the hierarchy. The Browns have filled their business and football operations departments with multiple fellowships and minority hires that have helped the organization grow. Stefanski, along with EVP and GM Andrew Berry, created the Bill Willis Coaching Fellowship for a rising minority coach with a focus on the offensive side of the ball. Stefanski also hired Callie Brownson as Chief of Staff in 2020, who later became first woman to coach an NFL position group in a regular-season game.

The Stefanski family has made a name in athletics as Kevin's father, Ed, was a basketball standout at Penn and works in the front office of the Detroit Pistons. He has previously held executive positions with the NBA's New Jersey Nets, Philadelphia 76ers, Toronto Raptors and Memphis Grizzlies.

Stefanski and wife, Michelle, have a daughter and two sons.



BUBBA VENTRONE

ASSISTANT HEAD COACH/SPECIAL TEAMS COORDINATOR

SCHOOL VILLANOVA UNIVERSITY

HOMETOWN PITTSBURGH, PA.

NFL EXPERIENCE 9TH YEAR

BROWNS EXPERIENCE 5TH YEAR

COACHING CAREER

- **2015-17** NEW ENGLAND PATRIOTS, SPECIAL TEAMS ASSISTANT
- **2018-22** INDIANAPOLIS COLTS, SPECIAL TEAMS COORDINATOR
- **2023-** CLEVELAND BROWNS, ASSISTANT HEAD COACH/SPECIAL TEAMS COORDINATOR

PLAYING CAREER

- **2005-06** NEW ENGLAND PATRIOTS, SAFETY
- **2007** NEW YORK JETS, SAFETY
- **2007-08** NEW ENGLAND PATRIOTS, SAFETY
- **2009-12** CLEVELAND BROWNS, SAFETY
- **2013-14** SAN FRANCISCO 49ERS, SAFETY

KEY NOTES

- Raymond "Bubba" Ventrone re-joined the Browns after playing for the team from 2009-12. Brings 18 years of experience as an NFL player and coach, where he has played in and also coached in a Super Bowl.
- Spent five seasons (2018-22) as the Colts special teams coordinator. During that time, the Colts led the NFL in kickoff return average (24.9) and ranked fourth in punt return average (10.3). Helped multiple special teams players to the

Associated Press All-Pro team, including Ashton Dulin (special teams player, second team in 2021), Luke Rhodes (long snapper, first team in 2021 and second team in 2020) and George Odum (special teams player, first team in 2020). Rhodes was also named to the Pro Bowl in 2021.

- Helped build a top 10 special teams unit in each of the last three seasons with the Colts. NFL analyst Rick Gosselin ranked Indianapolis eighth in the NFL in special teams in 2022, second in 2021 and fourth in 2020.
- Began coaching career as an assistant special teams coach with New England from 2015-17. Helped the Patriots win Super Bowl LI. During his tenure, Michael Slater was named to the Pro Bowl as the special teams player all three seasons and K Stephen Gostkowski earned the honor in 2015. Gostkowski also led the NFL in scoring in 2015.
- Appeared in 97 career games during 10-year NFL career and recorded 13 career defensive tackles, one forced fumble, two fumble recoveries and 57 special teams stops. Helped the Patriots advance to Super Bowl XLII.
- During time with the Browns, appeared in 56 games and registered 31 special teams tackles. Played a key role on both kickoff return and kickoff coverage, helping the Browns to an NFL-best average starting position of 31.4 and to a league-best defensive kickoff return average of 18.9 in 2009. Also registered a 35-yard run on a fake punt, which tied for the longest run of the season for the Browns in 2012.
- Native of Pittsburgh, Pa., and attended Villanova University, where he was a three-time Atlantic 10 All-Academic Team honoree.
- Brother, Ross, played in the NFL from 2010-2016.
- He has two daughters, Ava and Ella, and a son, Major.



ALEX VAN PELT

OFFENSIVE COORDINATOR

SCHOOL UNIVERSITY OF PITTSBURGH

HOMETOWN SAN ANTONIO, TEXAS

NFL EXPERIENCE 18TH YEAR

BROWNS EXPERIENCE 3RD YEAR

COACHING CAREER

- **2005** FRANKFURT GALAXY, QUARTERBACKS COACH
- **2005** BUFFALO BILLS, VOLUNTEER OFFENSIVE QUALITY CONTROL COACH
- **2006** UNIVERSITY AT BUFFALO, QUARTERBACKS/PASSING GAME COORDINATOR
- **2006-07** BUFFALO BILLS, OFFENSIVE QUALITY CONTROL COACH
- **2008-09** BUFFALO BILLS, QUARTERBACKS COACH
- **2009** BUFFALO BILLS, OFFENSIVE COORDINATOR
- **2010-11** TAMPA BAY BUCCANEERS, QUARTERBACKS COACH
- **2012-13** GREEN BAY PACKERS, RUNNING BACKS COACH
- **2014** GREEN BAY PACKERS, QUARTERBACKS COACH
- **2015** GREEN BAY PACKERS, QUARTERBACKS/WIDE RECEIVERS COACH
- **2016-17** GREEN BAY PACKERS, QUARTERBACKS COACH
- **2018-19** CINCINNATI BENGALS, QUARTERBACKS COACH
- **2020-** CLEVELAND BROWNS, OFFENSIVE COORDINATOR

PLAYING CAREER

- **1995-2003** BUFFALO BILLS, QUARTERBACK

KEY NOTES

- In his 28th season in the NFL and 19th as an assistant coach following nine seasons as a quarterback (1995-03).
- Joined the Browns in 2020 and helped

- the offense to some of its best numbers in generations. Cleveland's 408 points were its second-most in franchise history, while the club also finished with its second-best total in scrimmage touchdowns (48) and tied for the second-most first downs (355). The Browns finished third in the league in rushing with an average of 148.4 yards per game (the team's best since 1978). Helped RT Jack Conklin earn first team AP All-Pro honors and G Joel Bitonio and G Wyatt Teller earn second team honors. Bitonio and RB Nick Chubb were selected to the Pro Bowl.
- Helped the Browns lead the NFL in rushing average in 2021 with a 5.09 mark, the highest average by a Browns team since 1966. The team's 6,090 scrimmage yards were the fourth most by the club in a single season. Chubb finished second in the league in rushing yards en route to a Pro Bowl selection.
- Helped Bitonio and Teller to Pro Bowl selections in 2021, the first time a pair of Browns guards made the Pro Bowl since 1967. In addition, Bitonio was selected as a 2021 All-Pro first team honoree, while Teller was named to the second team.
- In 2022, the Browns recorded the second most scrimmage yards (6,200) and third highest-rushing total (2,490) in team history. Chubb finished third in the NFL with a career-high 1,525 rushing yards. Bitonio and Chubb each earned Pro Bowl and All-Pro honors, with Bitonio garnering first team honors. Teller was also named to the Pro Bowl.
- While coaching the quarterbacks in Cincinnati from 2018-19, helped QB Andy Dalton combine for 6,060 passing yards and 37 touchdowns in 24 starts, while guiding QBs Ryan Finley (three in 2019) and Jeff Driskel (five in 2018) in the first starts of their NFL careers.
- Spent four seasons (2014-17) coaching the quarterbacks in Green Bay. During that span, QB Aaron Rodgers tied for second in the NFL with 125 touchdowns. In 2016, Rodgers led the NFL with 40 touchdown passes and became just the second QB in NFL history (Tom Brady, 2015) to post 600-plus attempts and seven or fewer INTs in a season. Rodgers was named NFL MVP in 2014 after totaling 4,381 passing yards, 38 touchdowns, five interceptions and a 112.2 rating.
- As running backs coach (2012-13), tutored RB Eddie Lacy as he set franchise rookie records for rushing yards (1,178)

and rushing TDs (11) on his way to a Pro Bowl selection and AP's NFL Offensive Rookie of the Year honors in 2013.

- Prior to Green Bay, coached the quarterbacks in Tampa Bay, where he helped develop QB Josh Freeman, who threw for a combined 7,043 yards from 2010-11, the most passing yards over a two-year period to that point in franchise annals.
- Four-year starter (1989-92) at the University of Pittsburgh, where he set Pitt career records for most passing yards (11,267), completions (867) and attempts (1,503). He became only the fifth collegiate player to throw for 2,000 yards in four consecutive seasons.
- Originally was drafted by the Steelers in the eighth round of the 1993 NFL Draft, and later signed with Buffalo as a free agent in 1995. Spent entire nine-year

career (1995-2003) with the Bills and played in 31 games with 11 starts while amassing 2,985 passing yards and 16 touchdowns.

- Upon his retirement as a player, spent two seasons as the color analyst for the Buffalo Bills Radio Network before pursuing a career in coaching.
- Began coaching career in NFL Europe as the Frankfurt Galaxy's quarterbacks coach, where he was responsible for the offensive play-calling during the 2005 season.
- Climbed the coaching ladder during five seasons (2005-09) with the Bills, serving first as a volunteer coach in 2005 all the way to offensive coordinator in 2009.
- Married, Brooke, and has two daughters, Payton Dale and Katherine Paige, and a son, Jack MacGregor.





JIM SCHWARTZ

DEFENSIVE COORDINATOR
SCHOOL GEORGETOWN UNIVERSITY
HOMETOWN BALTIMORE, MD.
NFL EXPERIENCE 27TH YEAR
BROWNS EXPERIENCE 4TH YEAR

COACHING CAREER

- **1989** UNIVERSITY OF MARYLAND, GRADUATE ASSISTANT COACH
- **1990** UNIVERSITY OF MINNESOTA, GRADUATE ASSISTANT COACH
- **1991** NORTH CAROLINA CENTRAL UNIVERSITY, SECONDARY COACH
- **1992** COLGATE UNIVERSITY, LINEBACKERS COACH
- **1993-95** CLEVELAND BROWNS, COLLEGE/PRO SCOUT
- **1996-98** BALTIMORE RAVENS, DEFENSIVE ASSISTANT
- **1999** TENNESSEE TITANS, DEFENSIVE ASSISTANT
- **2000** TENNESSEE TITANS, LINEBACKERS COACH/THIRD DOWN PACKAGE COACH
- **2001-08** TENNESSEE TITANS, DEFENSIVE COORDINATOR
- **2009-13** DETROIT LIONS, HEAD COACH
- **2014** BUFFALO BILLS, DEFENSIVE COORDINATOR
- **2016-20** PHILADELPHIA EAGLES, DEFENSIVE COORDINATOR
- **2021-22** TENNESSEE TITANS, SENIOR DEFENSIVE ASSISTANT
- **2023-** CLEVELAND BROWNS, DEFENSIVE COORDINATOR

KEY NOTES

- Re-joined the organization in 2023 after initially breaking into the NFL as a college/pro scout with the Browns from 1993-95.

- **Bills (2014)** and **Eagles (2016-20)** helped the Eagles and Super Bowl LII. In the Browns, having the NFL's top rush defense in a season with the Titans (2001-07) Bills (2014) and Eagles (2016-20). During the 2016 season, he helped the Eagles win Super Bowl LII, while leading the NFL in rush defense that season (79.2 yards per game). During time as defensive coordinator, has helped seven different defensive linemen reach double-digit sacks in a season (eight total times).
- As senior defensive assistant with Tennessee (2021-22), the Titans led the NFL in rushing yards allowed with 80.7 yards per game.
- During his span as defensive coordinator for Philadelphia (2016-20), the Eagles ranked among the league leaders in several key categories including rushing yards (third with 99.1), third-down defense (third with 35.9 percent) and points allowed (tied for sixth with 21.8). DT Fletcher Cox made the Pro Bowl all five seasons under Schwartz and was named to the NFL 2010s All-Decade Team. S Malcolm Jenkins (twice) and DE Brandon Graham also earned Pro Bowl selections.
- As defensive coordinator with the Bills in 2014, Buffalo led the NFL in sacks (54) and third-down conversion rate (33.2), while finishing second in scoring (16.9 points per game). Three Bills players reached career-highs in sacks as Mario Williams (14.5), Marcell Dareus (10.0) and Jerry Hughes (10.0) finished with double-digit sacks. All three were also selected to the Pro Bowl, while Williams and Dareus also earned first-team All-Pro honors.
- Took over as head coach of the Lions after an 0-16 season and later directed the Lions to a 10-6 record in 2011, marking Detroit's first postseason appearance since 1999. In 2011, the Lions defense led the NFL and set a franchise record with seven return touchdowns (five interceptions and two fumbles). DT Ndamukong Suh earned first team All-Pro honors twice (second team once) and was selected to two Pro Bowls, while DT Nick Fairley also earned Pro Bowl honors.
- During 10 seasons with Tennessee from 1999-2008, the Titans appeared in Super Bowl XXXIV, played in two AFC Championship games, captured three division titles and earned six playoff berths. As defensive coordinator (2001-08), the Titans defense contained several Pro Bowl players, including LB Keith Bulluck, DE Kevin Carter, CB Cortland Finnegan, DT Albert Haynesworth, S Chris Hope, DE Jevon Kearse and DE Kyle Vanden Bosch. In 2008, the Titans produced a league-best 13-3 regular season record.
- Earned first NFL coaching role as a defensive assistant with the Ravens from

1996-98.

- After coaching in the college ranks for four years (1989-1992), entered the NFL in 1993 as a college/pro scout for the Browns beginning as an unpaid intern. While in Cleveland, he worked with head coach Bill Belichick, defensive coordinator Nick Saban and several members of the personnel department

that went on to become NFL general managers, including Ozzie Newsome, Scott Pioli, Mike Tannenbaum, George Kokinis, Mike Lombardi and Phil Savage.

- A native of Baltimore, Md., he attended Georgetown University, where he was a four-year letter winner at linebacker and earned his degree in economics. In 1988, was named a team captain for the Hoyas





STUMP MITCHELL

RUN GAME COORDINATOR/RUNNING BACKS

SCHOOL THE CITADEL

HOMETOWN KINGSLAND, GA.

NFL EXPERIENCE 22ND YEAR

BROWNS EXPERIENCE 5TH YEAR

COACHING CAREER

- **1991** SAN ANTONIO ROUGH RIDERS (WFLA), RUNNING BACKS COACH
- **1993-94** CASA GRANDE HIGH SCHOOL (ARIZ.), HEAD COACH
- **1995** MORGAN STATE UNIVERSITY, OFFENSIVE COORDINATOR
- **1996-98** MORGAN STATE UNIVERSITY, HEAD COACH
- **1999-2007** SEATTLE SEAHAWKS, RUNNING BACKS COACH
- **2008-09** WASHINGTON REDSKINS, ASSISTANT HEAD COACH/RUNNING BACKS
- **2010-12** SOUTHERN UNIVERSITY, HEAD COACH
- **2013-16** ARIZONA CARDINALS, RUNNING BACKS COACH
- **2017-18** NEW YORK JETS, RUNNING BACKS COACH
- **2019-** CLEVELAND BROWNS, RUN GAME COORDINATOR/RUNNING BACKS COACH

PLAYING CAREER

- **1981-89** ST. LOUIS/PHOENIX CARDINALS, RUNNING BACK
- **1991** KANSAS CITY CHIEFS, RUNNING BACK

KEY NOTES

- Lyvonia “Stump” Mitchell played running back in the NFL for 10 seasons and has coached in the NFL for 21 seasons.
- Under Mitchell, five different backs – Ricky Watters (1999-00), Shaun

Alexander (2001-05), Clinton Portis (2008), David Johnson (2016) and Nick Chubb (2019-22) – gained 1,000 rushing yards in a season, while Andre Ellington produced 1,000 scrimmage yards in each of his first two NFL seasons (2013-14) and Kareem Hunt topped 1,000 scrimmage yards in 2020.

- Helped his backs find the end zone as Alexander (five times), Chubb (three) and Johnson (twice) produced 10 or more scrimmage touchdowns in a season multiple times. Alexander set an NFL record with 28 scores in 2005 and Johnson led the league with 20 in 2016.
- In addition to numerous running backs, Mitchell has also helped two fullbacks earn Pro Bowl selections in Mack Strong and Mike Sellers.
- In 2022, the Browns recorded the third highest-rushing total in team history with 2,490. Chubb finished third in the NFL with 1,525 rushing yards and was named a finalist for the FedEx NFL Ground Player of the Year. Chubb garnered his fourth consecutive Pro Bowl selection and was named to the AP All-Pro second team. Chubb joined Jim Brown as the only Browns to rush for 1,500 yards in a season. Chubb also became just the third player in NFL history to rush for at least 950 yards and record at least eight rushing touchdowns in each of his first five seasons.
- The Browns led the NFL in rushing average in 2021 with a 5.09 mark, the highest average by a Browns team since 1966. Chubb finished second in the league in rushing yards en route to a third consecutive Pro Bowl selection and being named a finalist for the FedEx NFL Ground Player of the Year.
- Helped the Browns to one of the most prolific RB tandems in 2020 with Chubb (1,067 rushing yards and 12 rushing touchdowns) and Hunt (1,144 scrimmage yards and 11 total touchdowns). The pair were the only NFL teammates to each record at least 840 rushing yards in 2020, highlighted in a win against Houston on Nov. 15, where Chubb (126) and Hunt (104) became the first Browns to each record 100 yards rushing in the same game since 1966. Chubb finished the year second in yards per carry among NFL RBs (5.6) and tied for fourth with 12 rushing TDs, despite missing four games due to injury and earned his second Pro Bowl selection. Hunt scored 11 regular season touchdowns, led the Browns

with five receiving scores and recorded three rushing touchdowns during the postseason. The Browns run game finished 2020 third in the NFL in rush yards (2,374) as the team recorded four games with at least 200 rushing yards, their most in a season since 1978.

- Helped Chubb record one of the best seasons in Browns history in 2019. Chubb finished second in the NFL with 1,494 rushing yards, the fourth most by a Brown in a season, while accounting for 1,772 scrimmage yards, the fifth most by a Brown. Chubb registered seven 100-yard rushing games in 2019, the most by a Brown since 1968, and was voted a starter in his first career Pro Bowl.
- A ninth-round selection in the 1981 NFL Draft, played nine years with the Cardinals (1981-89) and one season

with the Chiefs (1991). Ranked in the top three in Cardinals history in rushing yards (second), rushing average (second), kickoff return yards (second) and punt return yards (third).

- Off the field, earned recognition as the Chuck Drulis Award winner for community service in 1982 and as the team's Byron "Whizzer" White Humanitarian Award finalist in 1984 for his work in the community.
- A four-year player and three-year starter at running back for The Citadel, set school records for rushing yards in a season and for a career. As a senior in 1980, he finished with the second-most rushing yards in the country and was named an All-American, Southern Conference Player of the Year and South Carolina Amateur Athlete of the Year.





CHAD O'SHEA

PASS GAME COORDINATOR/WIDE RECEIVERS

SCHOOL UNIVERSITY OF HOUSTON

HOMETOWN HOUSTON, TEXAS

NFL EXPERIENCE 21ST YEAR

BROWNS EXPERIENCE 4TH YEAR

COACHING CAREER

- **1996** UNIVERSITY OF HOUSTON, GRADUATE ASSISTANT
- **1997** UNIVERSITY OF HOUSTON, WIDE RECEIVERS COACH
- **1998** UNIVERSITY OF HOUSTON, TIGHT ENDS/SPECIAL TEAMS COACH
- **1999** UNIVERSITY OF HOUSTON, TIGHT ENDS/SPECIAL TEAMS/RECRUITING COORDINATOR
- **2000-02** SOUTHERN MISSISSIPPI, SPECIAL TEAMS/RECRUITING COORDINATOR
- **2003** KANSAS CITY CHIEFS, VOLUNTEER ASSISTANT SPECIAL TEAMS
- **2004-05** KANSAS CITY CHIEFS, ASSISTANT SPECIAL TEAMS/LINEBACKERS COACH
- **2006-08** MINNESOTA VIKINGS, OFFENSIVE ASSISTANT/WIDE RECEIVERS COACH
- **2009-18** NEW ENGLAND PATRIOTS, WIDE RECEIVERS COACH
- **2019** MIAMI DOLPHINS, OFFENSIVE COORDINATOR
- **2020-** CLEVELAND BROWNS, PASS GAME COORDINATOR/WIDE RECEIVERS COACH

KEY NOTES

- In 20 NFL seasons, his teams have won 12 division titles, five conference championships and three Super Bowls (XLIX, LI and LIII).

- Joined the Browns in 2020 and helped the offense to some of its best numbers in generations. Cleveland's 408 points were its second-most in franchise history, while the club also finished with its second-best total in scrimmage touchdowns (48) and tied for the second-most first downs (355).
- Helped WR Amari Cooper led the Browns in receiving yards (1,160), receptions (78) and receiving touchdowns (nine) in 2022. His nine receiving scores marked a career-high and the most by a Browns WR since Josh Gordon had nine in 2013.
- Spent 2019 as the offensive coordinator for the Miami Dolphins. After starting the year 0-7, the Dolphins went 5-4 in their final nine games. Helped WR DeVante Parker finish among the NFL leaders in receiving yards (fifth in NFL with 1,202) and touchdowns (fourth in NFL with nine).
- Spent 10 years (2009-18) in New England as the team's wide receivers coach. Helped WRs Wes Welker (three times), Julian Edelman (three times), Randy Moss and Brandin Cooks all surpass the 1,000 receiving yard mark. Edelman won Super Bowl LIII MVP honors after recording 10 receptions for 141 yards in a 13-3 victory. Welker led the league in receptions in 2009 and 2011 and set franchise records for receptions (123 in 2009) and receiving yards (1,569 in 2011). In 2009, Moss tied for the NFL lead with 13 touchdowns, while Welker led the NFL in receptions (123) and the duo finished second (Welker 1,348) and tied for fifth (Moss 1,264) in the league in receiving yards.
- Prior to New England, spent three seasons as offensive assistant/wide receivers coach (2006-08) with Minnesota. In 2008, he helped Bernard Berrian rank second in the NFL with an average of 20.8 yards per catch, and the Vikings led the NFL with 13 touchdown receptions of 20-plus yards.
- Spent three seasons (2006-08) on the same coaching staff as Browns head coach Kevin Stefanski in Minnesota.
- First NFL job came with the Kansas City Chiefs, where he spent three seasons from 2003-05. Began as a volunteer special teams assistant in 2003 and then assisted with special teams and linebackers from 2004-05. In 2003, Kansas City led the NFL with four special teams touchdowns. They also led the league in both kickoff and punt return average. In 2004, the Chiefs set a team

record for kickoff return yards (1,820) as Dante Hall returned two kickoffs for touchdowns.

- Played quarterback at Marshall (1991-93) before transferring to Houston (1994-95). He was named team captain as a senior in 1995.
- He received his bachelor's degree in psychology from the University of Houston in 1995.
- Father, Mike, was a longtime athletic trainer in the collegiate and NFL ranks, spending time with the Baltimore Colts, University of Miami, Louisville and University of Houston.
- O'Shea and his wife, Melissa, have two daughters, Claire and Grace, and a son, Mick.





JEFF ANDERSON

DEFENSIVE QUALITY CONTROL

SCHOOL TEXAS SOUTHERN UNIVERSITY

HOMETOWN DIXON, CALIF.

NFL EXPERIENCE 2ND YEAR

BROWNS EXPERIENCE 2ND YEAR

COACHING CAREER

- **2014** CONTRA COSTA COLLEGE, QUARTERBACKS COACH
- **2015** CONTRA COSTA COLLEGE, OFFENSIVE COORDINATOR/QUARTERBACKS COACH
- **2016** CONTRA COSTA COLLEGE, OFFENSIVE COORDINATOR/QUARTERBACKS COACH/ASSISTANT HEAD COACH
- **2017** UNIVERSITY OF NORTHERN COLORADO, GRADUATE ASSISTANT
- **2018-19** SAN JOSE STATE UNIVERSITY, GRADUATE ASSISTANT
- **2020-21** CAL POLY, CORNERBACKS COACH
- **2021** CLEVELAND BROWNS, BILL WALSH NFL DIVERSITY COACHING FELLOWSHIP
- **2022-** CLEVELAND BROWNS, DEFENSIVE QUALITY CONTROL

KEY NOTES

- Joined the Browns in 2022 following eight seasons coaching at the collegiate level.
- First joined the Browns as a Bill Walsh Diversity Coaching Fellow in 2021, an opportunity each NFL team offers to minority coaches during offseason programs.
- During first season as defensive quality control coach, DE Myles Garrett was named to the Pro Bowl and the Associated Press All-Pro second team. Garrett also tied his own single-season team record with 16 sacks, tied for the second-most in the NFL in 2022.
- Prior to the Browns, spent two seasons (2020-21) coaching the corners at Cal Poly.
- Served as a graduate assistant at San Jose State (2018-19) and Northern Colorado (2017).
- Began coaching career at alma mater Contra Costa College in 2014. Originally named quarterbacks coach in his first season, promoted to offensive coordinator/quarterbacks coach in 2015 and added the responsibilities of assistant head coach in 2016. In his three seasons, Contra Costa College won two conference championships.
- Played quarterback for two seasons at Contra Costa College and two seasons at Texas Southern University.
- Graduated from Texas Southern with a major in liberal arts.
- Native of Dixon, Calif.



EPHRAIM BANDA

SAFETIES

SCHOOL INCARNATE WORD

HOMETOWN SAN ANTONIO, TEXAS

NFL EXPERIENCE 1ST YEAR

BROWNS EXPERIENCE 1ST YEAR

COACHING CAREER

- **2011** INCARNATE WORD, STUDENT ASSISTANT COACH
- **2012-14** UNIVERSITY OF TEXAS, DEFENSIVE GRADUATE ASSISTANT COACH
- **2015** MISSISSIPPI STATE UNIVERSITY, DEFENSIVE ASSISTANT COACH
- **2016-18** UNIVERSITY OF MIAMI, SAFETIES COACH
- **2019-20** UNIVERSITY OF MIAMI, CO-DEFENSIVE COORDINATOR/SAFETIES COACH
- **2021-22** UTAH STATE UNIVERSITY, DEFENSIVE COORDINATOR/SAFETIES COACH
- **2023-** CLEVELAND BROWNS, SAFETIES COACH

KEY NOTES

- Joined the Browns as safeties coach in 2023 following 11 years coaching on the college level.
- Name is pronounced EF-rum BON-duh.
- Helped his teams to a bowl game during each of his 11 seasons coaching college football.
- Spent two seasons (2021-22) as Utah State's defensive coordinator and safeties coach. Helped the Aggies tie a school record with 11 wins in 2021, including capturing the school's first Mountain West Championship.
- Prior to Utah State, spent five seasons (2016-20) at the University of Miami. Spent his first three seasons (2016-18) as safeties coach before serving as co-defensive coordinator/safeties

coach from 2019-20. During his tenure at Miami, he coached five defensive backs that went on to the NFL in Jamal Carter (Atlanta Falcons), Adrian Colbert (New York Giants), Rayshawn Jenkins (Los Angeles Chargers), Jaquan Johnson (Buffalo Bills) and Sheldrick Redwine (Cleveland Browns). In his last two recruiting cycles at Miami, Banda landed the No. 1-ranked safety in the nation and was named one of the top-25 recruiters in the country by Rivals.com.

- Served as a defensive assistant at Mississippi State in 2015, helping the Bulldogs to a 9-4 record.
- Spent three seasons (2012-14) as a defensive graduate assistant at Texas. Coached future first-round NFL Draft pick Kenny Vaccaro (Tennessee Titans), along with two other future NFL players in Quandre Diggs (Detroit Lions and Seattle Seahawks) and Adrian Phillips (San Diego Chargers).
- Earned undergraduate degree in sports management from Incarnate Word in 2011 and his master's degree in communications from Texas in 2014.
- Banda and his wife, Crystal, have a son, Darian, and a daughter, Aamani.



BEN BLOOM

DEFENSIVE LINE

SCHOOL TUFTS UNIVERSITY

HOMETOWN WELLESLEY, MASS.

NFL EXPERIENCE 14TH YEAR

BROWNS EXPERIENCE 5TH YEAR

COACHING CAREER

- **2005-07** TUFTS UNIVERSITY, DEFENSIVE LINE/GRADUATE ASSISTANT
- **2008** HARVARD UNIVERSITY, ASSISTANT DEFENSIVE LINE COACH
- **2009** CLEVELAND BROWNS, TEAM OPERATIONS ASSISTANT/QUALITY CONTROL COACH
- **2010** CLEVELAND BROWNS, DEFENSIVE QUALITY CONTROL COACH
- **2011-13** DALLAS COWBOYS, DEFENSIVE QUALITY CONTROL/ASSISTANT LINEBACKERS
- **2014** DALLAS COWBOYS, ASSISTANT DEFENSIVE LINE COACH/DEFENSIVE ENDS
- **2015** DALLAS COWBOYS, DEFENSIVE ENDS COACH
- **2016-17** DALLAS COWBOYS, ASSISTANT COACH/SPECIAL PROJECTS
- **2018-19** DALLAS COWBOYS, LINEBACKERS COACH
- **2020** CLEVELAND BROWNS, SENIOR DEFENSIVE ASSISTANT
- **2021-22** CLEVELAND BROWNS, RUN GAME COORDINATOR
- **2023-** CLEVELAND BROWNS, DEFENSIVE LINE COACH

KEY NOTES

- Made return to Cleveland in 2020 after breaking into the NFL with the Browns in 2009-10. Re-joined the club as senior defensive assistant, was promoted to run game coordinator in 2021 and to defensive line coach in 2023.
- Worked closely with the Browns defensive front seven from 2020-22, preparing the weekly run game plan. Helped the Browns finish ninth in the league in run

defense after finishing 30th in 2019. In 2021, the Browns finished fifth in the NFL in total defense, marking just the third time since 1970 the team finished in the top-five and the club's highest finish since 1987. DE Myles Garrett was named to the Pro Bowl and AP All-Pro team all three seasons, earning first team honors in 2020-21 and second team honors in 2022. Garrett set the franchise single-season sack record with 16 in 2021 and tied the mark in 2022.

- Spent nine seasons (2011-19) with the Dallas Cowboys, serving as linebackers coach from 2018-19. Helped develop 2018 first-round pick LB Leighton Vander Esch, who became the first rookie linebacker in Cowboys history to be selected to the Pro Bowl. Vander Esch led the team with a franchise rookie record 176 tackles. In 2019, helped LB Jaylon Smith to his first career Pro Bowl after leading Dallas with a career-high 142 tackles.
- Served as assistant coach/special projects from 2016-17, advising the head coach on game plan matchups and schemes, personnel group strategies, film and statistical analysis, game management and situational football strategy.
- Working with defensive ends in 2015, Bloom helped DeMarcus Lawrence lead the team with eight sacks, while placing second with 31 pressures. Along with Greg Hardy's six sacks, accounted for 14 of the club's 31 sacks.
- While working with the defensive ends in 2014, Jeremy Mincey led the club with six sacks and 39 quarterback pressures.
- Assisting the linebackers in 2012, Bloom helped DeMarcus Ware (11.5) and Anthony Spencer (11) earn Pro Bowl berths, with each reaching double-digit sacks.
- Served as defensive quality control coach and team operations assistant during first stint with the Browns (2009-10). During that time, he helped prepare the defense during practice and with the breakdown of film for upcoming opponents.
- Spent four years coaching in the college ranks at Tufts (2005-07) and Harvard (2008).
- Three-year letter winner on the Tufts offensive line, where he earned a bachelor's degree in history in 2005 and master's in education in 2008.
- A native of Wellesley, Mass.
- Bloom and his wife, Eliot, have two daughters, Georgia and Edie, and a son, Bern.



STEPHEN BRAVO-BROWN

SPECIAL TEAMS ASSISTANT

SCHOOL UNIVERSITY OF SOUTH FLORIDA

HOMETOWN NORTH LAUDERDALE, FLA.

NFL EXPERIENCE 4TH YEAR

BROWNS EXPERIENCE 4TH YEAR

COACHING CAREER

- **2015** WALDORF UNIVERSITY, WIDE RECEIVERS COACH
- **2016** WAKE FOREST UNIVERSITY, OFFENSIVE QUALITY CONTROL COACH
- **2017-18** WAKE FOREST UNIVERSITY, GRADUATE ASSISTANT/WIDE RECEIVERS ASSISTANT COACH
- **2018** MINNESOTA VIKINGS, BILL WALSH NFL DIVERSITY COACHING FELLOWSHIP
- **2019** NEW YORK JETS, BILL WALSH NFL DIVERSITY COACHING FELLOWSHIP
- **2019** MISSOURI STATE UNIVERSITY, WIDE RECEIVERS COACH
- **2020-21** CLEVELAND BROWNS, DEFENSIVE QUALITY CONTROL COACH
- **2022-** CLEVELAND BROWNS, SPECIAL TEAMS ASSISTANT COACH

KEY NOTES

- Joined the Browns in 2020 and spent two seasons as defensive quality control coach before being named special teams assistant in 2022.
- In first season as special teams assistant, helped P Corey Bojorquez set a franchise record for gross average in a season with a 45.8 mark and record the second-highest net average in team history with a 41.0 mark. Also helped K Cade York set Browns rookie records for points (107) and PATs (35), while finishing second for field goals made (24).
- Helped the Browns defense rank among the league leaders in takeaways in 2020. Helped the Browns finish ninth in the league in run defense after finishing 30th

in 2019.

- Helped the Browns finish the 2021 season fifth in the NFL in total defense, marking just the third time since 1970 the team finished in the top five and the club's highest finish since 1987. DE Myles Garrett earned first team All-Pro and Pro Bowl honors after setting the franchise single-season record with 16 sacks in 2021, while CB Denzel Ward was also selected to the Pro Bowl.
- Spent 2019 as Missouri State's wide receivers coach, helping senior Tyler Currie earn All-MVFC honorable mention distinction. Currie ranked second in the conference in receptions per game (4.8).
- Served as a graduate assistant coach and worked with wide receivers at Wake Forest from 2017-18 after joining the program in 2016 as an offensive quality control coach. The Demon Deacons went to three straight bowl games in that span with the 2017 team, setting numerous team and individual records, including points scored (459) and total offense (6,055 yards).
- Participated in the Bill Walsh Diversity Coaching Fellowship program for the Vikings in 2018 and the Jets in 2019, an opportunity each NFL team offers to minority coaches during offseason programs.
- Began his coaching career at Waldorf University, where he spent the 2015 season coaching the wide receivers and helped mentor a pair of all-conference standouts. Also served as assistant director of football operations at Eastern Illinois and later mentored the EIU running backs during spring football in 2016 before moving to Wake Forest.
- Walk-on wide receiver at South Florida who earned a scholarship and lettered for the Bulls for three seasons. Played in 31 games and totaled 22 receptions for 259 yards. Used fourth year of eligibility to play at Eastern Illinois and caught 38 passes for 289 yards in 12 games. Earned tryouts for the Chicago Bears and Tampa Bay Buccaneers.
- Earned the OVC Medal of Honor in 2014 after serving as team captain and leading Eastern Illinois to an appearance in the conference championship game.
- Is a 2014 graduate of South Florida and earned his degree in psychological studies. Earned postgraduate degrees from Eastern Illinois in 2015 and Wake Forest in 2018.
- Native of North Lauderdale, Fla.



CALLIE BROWNSON

ASSISTANT WIDE RECEIVERS
SCHOOL GEORGE MASON UNIVERSITY
HOMETOWN ALEXANDRIA, VA.
NFL EXPERIENCE 5TH YEAR
BROWNS EXPERIENCE 4TH YEAR

COACHING CAREER

- **2015-17** MOUNT VERNON HIGH SCHOOL, ASSISTANT COACH
- **2017** NEW YORK JETS, COLLEGE/PROFESSIONAL PERSONNEL SCOUTING INTERN
- **2018** DARTMOUTH COLLEGE, COACHING INTERN
- **2018** DARTMOUTH COLLEGE, OFFENSIVE QUALITY CONTROL COACH
- **2019** BUFFALO BILLS, COACHING INTERN
- **2020-21** CLEVELAND BROWNS, CHIEF OF STAFF
- **2022** U.S. WOMEN'S TACKLE NATIONAL TEAM, HEAD COACH
- **2022** CLEVELAND BROWNS, CHIEF OF STAFF/ ASSISTANT WIDE RECEIVERS COACH
- **2023** CLEVELAND BROWNS, ASSISTANT WIDE RECEIVERS COACH

PLAYING CAREER

- **2010-17** D.C. DIVAS, SAFETY/RUNNING BACK/SLOT RECEIVER

KEY NOTES

- Joined the Browns as chief of staff in 2020. She added assistant wide receiver coach duties to responsibilities in 2022 and moved to a fulltime role as assistant wide receiver coach in 2023.
- Played eight seasons as a safety, running back and slot receiver for the D.C. Divas of the Women's Football Alliance. A five-time team captain and four-time All-American.
- Two-time gold medalist (Finland in 2013 and Vancouver in 2017) as a player with Team USA Women's Football.
- Joined the Browns in 2020 and made

NFL history in her first season with the club. Became the first woman to coach an NFL position group in a game when she served as the team's acting tight ends coach during a Week 12 win over the Jacksonville Jaguars. Recognized by the Pro Football Hall of Fame for her accomplishments as artifacts from the game (sideline jacket, autographed ball) were put on display. Also served as acting wide receivers coach during a Week 17 victory against the Steelers in 2020 and acting running backs coach in Week 15 against the Raiders in 2021.

- Served as head coach of the 2022 U.S. Women's Tackle National Team. The U.S. team competed at the 2022 International Federation of American Football (IFAF) Women's Tackle World Championship in Vantaa, Finland and captured the gold medal. Oversaw a roster of 45 players and seven assistant coaches.
- Turned a training camp internship with the Buffalo Bills in 2019 into a full-time position on Sean McDermott's staff. She aided a group that saw the Bills accomplish a 10-win season, their first double-digit win campaign in the 21st century. Buffalo also reached the AFC Wild Card and finished second in the AFC East.
- Prior to Buffalo, was offered a two-week internship by Dartmouth head coach Buddy Teevens that turned into a full-time position as an offensive quality control coach, becoming the first full-time female football coach in Division I.
- Also coached at her alma mater, Mount Vernon High School, under famed coach Barry Wells, who recruited her to coach on his staff.
- Interned in the New York Jets personnel department and attended the Manning Passing Academy, where she served as one of the 16 female coaches for the first women's clinic held at the prestigious camp.
- Serves as one of 22 members of USA Football's Football Development Council. The Council is comprised of medical, football and long-term athlete development experts to open more paths to the fun of playing football and improve upon existing ones. USA Football is the sport's national governing body and a member of the U.S. Olympic & Paralympic Committee.
- Earned her bachelor's degree in sport management from George Mason University in 2015.
- Native of Alexandria, Va.



BILL CALLAHAN

OFFENSIVE LINE

SCHOOL BENEDICTINE UNIVERSITY

HOMETOWN CHICAGO, ILL.

NFL EXPERIENCE 25TH YEAR

BROWNS EXPERIENCE 4TH YEAR

COACHING CAREER

- **1978** OAK LAWN HIGH SCHOOL, ASSISTANT COACH
- **1979** DE LA SALLE HIGH SCHOOL, ASSISTANT COACH
- **1980-81** UNIVERSITY OF ILLINOIS, ASSOCIATE COACH
- **1982-83** UNIVERSITY OF ILLINOIS, SPECIAL TEAMS/TIGHT ENDS COACH
- **1984-85** UNIVERSITY OF ILLINOIS, OFFENSIVE LINE COACH
- **1986** UNIVERSITY OF ILLINOIS, QUARTERBACKS COACH
- **1987-88** NORTHERN ARIZONA UNIVERSITY, OFFENSIVE LINE COACH
- **1989** SOUTHERN ILLINOIS UNIVERSITY, OFFENSIVE COORDINATOR
- **1990-94** UNIVERSITY OF WISCONSIN, OFFENSIVE LINE COACH
- **1995-97** PHILADELPHIA EAGLES, OFFENSIVE LINE COACH
- **1998** OAKLAND RAIDERS, OFFENSIVE COORDINATOR/TIGHT ENDS COACH
- **1999-2001** OAKLAND RAIDERS, OFFENSIVE COORDINATOR/OFFENSIVE LINE COACH
- **2002-03** OAKLAND RAIDERS, HEAD COACH
- **2004-07** UNIVERSITY OF NEBRASKA, HEAD COACH
- **2008-11** NEW YORK JETS, ASSISTANT HEAD COACH/OFFENSIVE LINE COACH
- **2012-14** DALLAS COWBOYS, OFFENSIVE COORDINATOR/OFFENSIVE LINE COACH
- **2015-16** WASHINGTON REDSKINS, OFFENSIVE LINE COACH

- **2017-19** WASHINGTON REDSKINS, ASSISTANT HEAD COACH/OFFENSIVE LINE COACH
- **2019** WASHINGTON REDSKINS, INTERIM HEAD COACH (FINAL 11 GAMES)
- **2020-** CLEVELAND BROWNS, OFFENSIVE LINE COACH

KEY NOTES

- Is in his 46th year as a coach and 25th in the NFL. Career includes head coaching stints at both the college and pro levels, including advancing the Oakland Raiders to Super Bowl XXXVII.
- Helped his teams lead the NFL in rushing in 2000 (Raiders) and 2009 (Jets) and passing in 2002 (Raiders). Has been a member of an offensive staff that finished in the top five in the NFL in rushing or passing 13 times, including his first two seasons with the Browns (third in rushing in 2020 and fourth in rushing in 2021).
- Helped 14 offensive linemen combine for 34 Pro Bowl selections during his career.
- Been a part of 21 career NFL postseason contests.
- Since joining the Browns in 2020, the team ranks among the NFL leaders in most rushing categories including rushing yards (second with 146.7 yards per game), rush average (third with 4.85) and rushing touchdowns (tied for fourth with 60).
- During his first season with the Browns, helped the club finish third in the league in rushing with an average of 148.4 yards per game (the team's best since 1978). Helped RT Jack Conklin earn first team AP All-Pro honors and G Joel Bitonio and G Wyatt Teller earn second team honors. Bitonio was also selected to the Pro Bowl, while first-round pick LT Jedrick Wills Jr. was voted the NFL Pepsi Zero Sugar Rookie of the Week for Week 10, becoming just the fourth offensive lineman to win the award since its inception in 2002 and first since 2013.
- Helped the Browns lead the NFL in rushing average in 2021 with a 5.09 mark, the highest average by a Browns team since 1966. The offensive line opened holes for RB Nick Chubb, who finished second in the league in rushing yards. Helped Bitonio and Teller to Pro Bowl selections in 2021, marking the first time a pair of Browns guards made the Pro Bowl since 1967. In addition, Bitonio was an AP first team All-Pro honoree and Teller was named to the second team.
- In 2022, the Browns recorded the third

highest-rushing total in team history with 2,490. Chubb finished third in the NFL with 1,525 rushing yards as Bitonio and Teller were each selected to the Pro Bowl again. Bitonio also garnered AP All-Pro first team honors for second consecutive season.

- Spent five seasons (2015-19) in Washington, working mostly with the offensive line and serving as interim head coach for the final 11 games in 2019. In 2016, his offensive line helped the Redskins set single-season team records in yards per game (403.4), yards per play (6.40), net passing yards (4,758), completions (407) and passing first downs (226). The blocking and protection provided by the unit allowed eight different Redskins players to finish the season with at least 500 yards from scrimmage, tying the 2011 New Orleans Saints for the most in a single season in NFL history.
- As offensive coordinator with the Cowboys (2012-14), DeMarco Murray led the league in rushing and set a Dallas franchise record with 1,845 yards.
- Served as head coach at the University of Nebraska from 2004-07, leading the Cornhuskers to a Big 12 Conference

Championship Game appearance in 2006 and two bowl invitations in four seasons.

- Spent six seasons with the Oakland Raiders (1998-2003), serving as offensive coordinator for four years before becoming the 13th head coach in Raiders history from 2002-03. In 2002, Oakland's offense set a team record for total offense with an NFL-best 6,237 yards and led the NFL in passing yards (4,689) en route to an appearance in Super Bowl XXXVII. He became the fourth rookie head coach in NFL history to earn a Super Bowl berth.
- Started at quarterback for three seasons (1975-77) at Illinois Benedictine (Lisle, Ill.) where he earned honorable-mention All-America honors in 1976 and 1977 and graduated with a bachelor's degree in physical education in 1978. Inducted into the Benedictine University Athletics Hall of Fame in 2004.
- Born in Chicago, where he attended Mendel Catholic High School.
- Callahan and his wife, Valerie, have four children: daughters Cathryn and Jaclyn, and sons Brian and Daniel. Brian serves as the offensive coordinator for the Cincinnati Bengals.

BROWNS TOP CHOICES BY SCHOOL

Ohio State University leads all schools with 37 players selected by the Browns in the NFL Draft. The Big Ten Conference represents three of the top schools with the most players chosen by the Browns.

<u>School</u>	<u>Draftees</u>
Ohio State	37
Purdue	22
Michigan State	20
Southern California	20



JOSH CHRISTOVICH

ASSISTANT STRENGTH AND CONDITIONING/SPORTS SCIENCE

SCHOOL JAMES MADISON UNIVERSITY

HOMETOWN WOODBRIDGE, VA.

NFL EXPERIENCE 8TH YEAR

BROWNS EXPERIENCE 8TH YEAR

COACHING CAREER

- **2010-13** JAMES MADISON UNIVERSITY, STRENGTH AND CONDITIONING INTERN
- **2013-15** EAST TENNESSEE STATE UNIVERSITY, ASSISTANT STRENGTH AND CONDITIONING COACH/INTERN COORDINATOR
- **2015-16** NORTH CAROLINA STATE UNIVERSITY, PROFESSIONAL STRENGTH AND CONDITIONING INTERN
- **2016** CLEVELAND BROWNS, STRENGTH AND CONDITIONING INTERN
- **2017** CLEVELAND BROWNS, STRENGTH AND CONDITIONING ASSISTANT
- **2018-** CLEVELAND BROWNS, ASSISTANT STRENGTH AND CONDITIONING COACH/SPORTS SCIENCE

KEY NOTES

- In eighth season with the Browns after joining the staff in 2016 as a strength and conditioning intern.
- Came to Cleveland after working as a professional strength and conditioning intern at North Carolina State University from 2015-16.
- Prior to his time with the Wolfpack, worked towards his master's degree at East Tennessee State University, while serving as an assistant strength and conditioning coach/intern coordinator from 2013-15.
- Started career at James Madison University, his alma mater, as a strength and conditioning intern from 2010-13.
- Graduated from James Madison with a bachelor's degree in kinesiology with a concentration in exercise science. Also earned a master's in exercise physiology and sport performance from East Tennessee State.
- A native of Woodbridge, Va.



JONATHAN DECOSTER

OFFENSIVE ASSISTANT
SCHOOL UNIVERSITY OF LOUISIANA
HOMETOWN MIRAMAR, FLA.
NFL EXPERIENCE 3RD YEAR
BROWNS EXPERIENCE 3RD YEAR

COACHING CAREER

- **2013-14** UNIVERSITY OF NEVADA, GRADUATE ASSISTANT OFFENSIVE LINE COACH
- **2015-16** WEST VIRGINIA STATE UNIVERSITY, OFFENSIVE LINE COACH/RECRUITING COORDINATOR/STRENGTH COACH/TRAVEL COORDINATOR
- **2017-19** LOUISIANA STATE UNIVERSITY, GRADUATE ASSISTANT TIGHT ENDS COACH
- **2020** OLD DOMINION UNIVERSITY, TIGHT ENDS COACH
- **2021** CLEVELAND BROWNS, OFFENSIVE QUALITY CONTROL COACH
- **2022-** CLEVELAND BROWNS, OFFENSIVE ASSISTANT

KEY NOTES

- Joined the Browns in 2021 after spending the previous eight years coaching on the college level. Spent first season with the club as an offensive quality control coach before being named an offensive assistant in 2022.
- In 2022, the Browns recorded the third highest-rushing total in team history with 2,490. RB Nick Chubb finished third in the NFL with 1,525 rushing yards. Chubb, G Joel Bitonio and G Wyatt Teller were each selected to the Pro Bowl. Bitonio also garnered AP All-Pro first team honors for second consecutive season, while Chubb was named to the second team.
- Helped the Browns lead the NFL in rushing average in 2021 with a 5.09 mark, the highest average by a Browns team

since 1966. The team's 6,090 scrimmage yards were the fourth-most by the club in a single-season. Chubb finished second in the league in rushing yards.

- Began coaching career as a graduate assistant offensive line coach at Nevada, where he helped develop future Browns All-Pro G Joel Bitonio, who became the second-highest draft pick in school history (second round, 2014).
- Served as offensive line coach, recruiting coordinator, strength coach and travel coordinator at West Virginia State from 2015-16. His offensive line helped the team set numerous school records, including the most touchdowns and points scored.
- Spent three seasons (2017-19) coaching the tight ends at LSU, where he developed future NFL TEs Foster Moreau (fourth round, 2019), Stephen Sullivan (seventh round, 2020) and Thaddeus Moss (undrafted free agent). Moss set the LSU single-season record for receptions and receiving yards by a tight end. Helped the Tigers capture the FBS National Championship after a 13-0 season in 2019. LSU led the nation in total offense, scoring offense and red zone offense in 2019 and finished second in passing offense.
- Native of Miramar, Fla., and four-year starter at right tackle at the University of Louisiana. Anchored an offensive line that finished seventh in the country rushing in both 2007 and 2008.
- Earned a bachelor's degree in management information systems from the University of Louisiana and worked in Baton Rouge as an IT project manager until pursuing a coaching career in 2013. Earned master's degrees in education leadership from the University of Nevada and liberal arts from LSU.
- Decoster and his wife, Amber, have a daughter, Aria, and a son, Zeke.



ZACH DUNN

DEFENSIVE QUALITY CONTROL

SCHOOL BOWLING GREEN STATE UNIVERSITY

HOMETOWN GERMANTOWN, OHIO

NFL EXPERIENCE 4TH YEAR

BROWNS EXPERIENCE 4TH YEAR

COACHING CAREER

- **2016** BOWLING GREEN STATE UNIVERSITY, STUDENT ASSISTANT COACH
- **2020-** CLEVELAND BROWNS, DEFENSIVE QUALITY CONTROL COACH

KEY NOTES

- Joined the Browns in 2020 and helped the defense rank among the league leaders in takeaways, including leading the league in red zone takeaways. Helped CB Denzel Ward finish tied for second in the NFL with 18 passes defended, despite only playing in 12 games.
- During three seasons with the Browns, DE Myles Garrett was named to the Pro Bowl and AP All-Pro team all three seasons, earning first team honors in 2020-21 and second team honors in 2022. Garrett set the franchise single-season sack record with 16 in 2021 and tied the mark in 2022. CB Denzel Ward selected to his second career Pro Bowl in 2021.
- Helped the Browns finish the 2021 season fifth in the NFL in total defense, marking just the third time since 1970 the team finished in the top-five and the club's highest finish since 1987.
- Spent the 2016 season as a student assistant coach at his alma mater, Bowling Green State University.
- Gained experience as a content coordinator for USA football, spending two years in the department prior to circling back to coaching in 2020.
- Graduated from Bowling Green State University with a concentration in business administration and management.
- Married to Cassidy and is a native of Germantown, Ohio.

CLEVELAND HUDDLE

Cleveland Huddle was created in February 2021 to assist local Black-owned restaurants while also providing food relief to individuals in need. The team has partnered with eight local restaurants over the past three years for meal distributions during Black History Monty to serve more than 300 people each year at local non-profit organizations, including Lutheran Metropolitan Ministries and The City Mission's Crossroads men's crisis center and Laura's Home women crisis center. The team identifies a local Black-owned restaurant and contributes \$2,500 to make as many meals as possible for each respective shelter. In 2023, the Browns worked with Berea Smokehouse and Beckham's B&M Bar-B-Que and gifted a customized jerseys. The program contributed a total of \$25,000 to 10-plus different restaurants and homeless shelters.



MONTY GIBSON

ASSISTANT STRENGTH AND CONDITIONING

SCHOOL ANGELO STATE UNIVERSITY

HOMETOWN SAN ANGELO, TEXAS

NFL EXPERIENCE 6TH YEAR

BROWNS EXPERIENCE 6TH YEAR

COACHING CAREER

- **1994-99** FORT STOCKTON HIGH SCHOOL, VARSITY FOOTBALL DEFENSIVE LINE COACH
- **2000-02** TEXAS AGM, VOLUNTEER STRENGTH AND CONDITIONING COACH
- **2002-03** TEXAS AGM, STRENGTH AND CONDITIONING GRADUATE ASSISTANT
- **2003-18** TEXAS AGM, SPORTS PERFORMANCE COACH
- **2018-** CLEVELAND BROWNS, ASSISTANT STRENGTH AND CONDITIONING COACH

KEY NOTES

- In sixth season as the Browns' assistant strength and conditioning coach, after being named to the position on April 5, 2018.
- Came to Cleveland with nearly 30 years of coaching experience, with the previous 18 spent as a member of the Texas AGM strength and conditioning staff.
- As a sports performance coach, was responsible for overseeing the strength and conditioning programs for the Aggie track and field men's and women's sprints and mid-distance runners, as well as the equestrian and men's tennis teams.
- Worked alongside Browns director of strength and conditioning Larry Jackson for five years (2012-16) in the Aggie football program.
- In 2017, trained several of Texas AGM's football players in preparation for the NFL Scouting Combine, in addition

to assisting with the Aggie women's basketball offseason training program.

- Served as the strength and conditioning coach for Aggie baseball, men's and women's tennis, men's and women's diving and men's and women's cross country. Also served as the camp director of the Texas AGM Summer Strength and Conditioning Camp from 2004-12.
- Prior to being promoted as one of the school's full-time strength and conditioning coaches in 2003, he served as a graduate assistant strength and conditioning coach from 2002-03 after serving as a volunteer strength and conditioning coach from 2000-02.
- Certified by the Collegiate Strength and Conditioning Coaches Association (CSCCa), in addition to being a strength and conditioning specialist by the National Strength and Conditioning Association (NSCA) and USA Weightlifting. Earned the title of Master Strength and Conditioning Coach with the CSCCa in 2016.
- A native of San Angelo, Texas.
- Earned his degree in biology and life-earth sciences in 1993 from Angelo State University. Also received a master's degree in exercise physiology from Texas AGM in 2003.
- Gibson and his wife, Leah, have three sons, Garrison, Chase and Kyle.



ASHTON GRANT

OFFENSIVE QUALITY CONTROL
SCHOOL ASSUMPTION UNIVERSITY
HOMETOWN MANCHESTER, CONN.
NFL EXPERIENCE 3RD YEAR
BROWNS EXPERIENCE 3RD YEAR

COACHING CAREER

- **2019-20** COLLEGE OF HOLY CROSS, QUALITY CONTROL COACH
- **2020** CLEVELAND BROWNS, BILL WALSH NFL DIVERSITY COACHING FELLOWSHIP
- **2020-21** CLEVELAND BROWNS, BILL WILLIS COACHING FELLOWSHIP
- **2022-** CLEVELAND BROWNS, OFFENSIVE QUALITY CONTROL COACH

KEY NOTES

- Joined the Browns in 2020 as the team's first-ever recipient of the Bill Willis Coaching Fellowship and extended his time with the team in the same role through 2021. The Browns created the opportunity for a rising minority coach with a focus on the offensive side of the ball. Named offensive quality control coach in 2022 and offensive assistant/quarterbacks in 2023.
- Prior to spending 2022 as offensive quality control coach, spent 2020-21 assisting the coaching staff with week-to-week game plans and talent evaluations. Worked closely with run game coordinator/running backs coach Stump Mitchell in 2020 and pass game coordinator/wide receivers coach Chad O'Shea in 2021.
- Served as the wide receivers coach for the West team in the 2022 East-West Shrine Bowl.

- Helped the Browns to one of the most prolific RB tandems in 2020 with Nick Chubb (1,067 rushing yards and 12 rushing touchdowns) and Kareem Hunt (1,144 scrimmage yards and 11 total touchdowns). The pair were the only NFL teammates to each record at least 840 rushing yards in 2020, highlighted by a win against Houston on Nov. 15, when Chubb (126) and Hunt (104) became the first Browns to each record 100 yards rushing in the same game since 1966.
- The Browns run game finished 2020 third in the NFL in rush yards (2,374) as the team recorded four games with at least 200 rushing yards, its most in a season since 1978.
- Prior to receiving the Bill Willis Fellowship, Grant was a Bill Walsh Diversity Coaching Fellow for the Browns, a separate opportunity each NFL team offers to minority coaches during offseason programs.
- Prior to the Browns, served as a quality control coach at Holy Cross from 2019-20.
- Before entering a coaching career, Grant played in the Alliance of American Football with the Salt Lake Stallions and participated in training camps with the Chiefs and Bears.
- Attended Assumption, where he posted the most receiving yards (3,204), most touchdown receptions (36) and touchdown receptions in a single-season (13 in 2016) in school history.
- Native of Manchester, Conn.



RILEY HECKLINSKI

COORDINATOR OF COACHING LOGISTICS

SCHOOL INDIANA STATE UNIVERSITY

HOMETOWN ANNA MARIA ISLAND, FLA.

NFL EXPERIENCE 4TH YEAR

BROWNS EXPERIENCE 4TH YEAR

COACHING CAREER

- 2020-22 CLEVELAND BROWNS, SCOUTING ASSISTANT
- 2023- CLEVELAND BROWNS, COORDINATOR OF COACHING LOGISTICS

KEY NOTES

- Joined the Browns in 2020 as a scouting assistant. Named coordinator of coaching logistics in 2023.
- Served as an intern at the 2020 Senior Bowl, where she worked with specialists from both the North and South teams.
- Gained experience volunteering on the University of Kansas football recruiting staff.
- Began college softball career playing at Indiana, before transferring to Indiana State, where she earned her degree in communications. Also worked in the ISU athletic department as a student.
- Father, Jeff, has 25 years' experience coaching football on the collegiate level, most recently serving as offensive coordinator and quarterbacks coach at San Diego State from 2020-22.
- Native of Anna Maria Island, Fla.

CLEVELAND THREE-TEAM ALLIANCE

The Browns, Guardians and Cavaliers teamed up to form the CL3 Alliance, a social justice partnership focused on four pillars – education, law enforcement, voting, and community engagement. The Alliance has hosted 12+ Conversations for Change, encouraging dialogue between hundreds of youth and law enforcement officers. The goal of the CL3 is to use sports as a platform to uplift and endorse programs, resources and organizations by voting PSA's in partnership with the Board of Elections and Cleveland Votes; raise awareness and highlight issues in the community through panel discussions with the three General Managers related to the three pillars listed above; and help influence to advocate for legislation that unifies rather than divides by meeting with policy makers to push for legislation to help feed our children.



SHAUN HULS

DIRECTOR OF PERFORMANCE
SCHOOL UNIVERSITY OF NEBRASKA
HOMETOWN LE MARS, IOWA
NFL EXPERIENCE 11TH YEAR
BROWNS EXPERIENCE 4TH YEAR

COACHING CAREER

- **1996-2001** UNIVERSITY OF NEBRASKA, HEAD BASEBALL AND ASSISTANT FOOTBALL STRENGTH AND CONDITIONING COACH
- **2001-02** UNIVERSITY OF NEVADA, HEAD BASEBALL AND ASSISTANT FOOTBALL STRENGTH AND CONDITIONING COACH/PERFORMANCE NUTRITION COORDINATOR
- **2002-06** HAMPTON UNIVERSITY, DIRECTOR OF ATHLETIC PERFORMANCE
- **2006-13** U.S. NAVAL SPECIAL WARFARE, HEAD STRENGTH AND CONDITIONING COACH AND COMBATIVES COORDINATOR
- **2013-19** PHILADELPHIA EAGLES, DIRECTOR OF HIGH PERFORMANCE
- **2020-** CLEVELAND BROWNS, DIRECTOR OF PERFORMANCE

KEY NOTES

- Named the Browns director of performance on March 9, 2020, after spending seven years (2013-19) in the same role with the Eagles.
- Prior to Philadelphia, acted as the head strength and conditioning coach and combatives coordinator for Naval Special Warfare. In addition to his role as head strength and conditioning coach at Naval Special Warfare, Huls coordinated combatives training and injury prevention programs for Navy SEAL teams.
- Before his stint at Naval Special Warfare, Huls was the director of athletic performance at Hampton University, where he directed the strength and conditioning programs for all 16 varsity sports and built the performance program from scratch.
- Joined the staff at Hampton from the University of Nevada where he served as the head baseball and assistant football strength and conditioning coach. He also served as the coordinator of performance nutrition for all Wolf Pack athletes.
- From 1996-2001, worked at the University of Nebraska as the head baseball and assistant football strength and conditioning coach.



LARRY JACKSON

DIRECTOR OF STRENGTH AND CONDITIONING

SCHOOL TEXAS A&M UNIVERSITY

HOMETOWN ROCKDALE, TEXAS

NFL EXPERIENCE 7TH YEAR

BROWNS EXPERIENCE 6TH YEAR

COACHING CAREER

- **1998-04** TEXAS A&M UNIVERSITY, ASSISTANT STRENGTH AND CONDITIONING COACH
- **2004-05** UNIVERSITY OF OKLAHOMA, ASSISTANT STRENGTH AND CONDITIONING COACH
- **2006-11** UNIVERSITY OF HOUSTON, DIRECTOR OF FOOTBALL SPORTS PERFORMANCE
- **2012-16** TEXAS A&M UNIVERSITY, DIRECTOR OF FOOTBALL SPORTS PERFORMANCE
- **2017** LOS ANGELES CHARGERS, ASSISTANT STRENGTH AND CONDITIONING COACH
- **2018-** CLEVELAND BROWNS, DIRECTOR OF STRENGTH AND CONDITIONING

PLAYING CAREER

- **1995** DENVER BRONCOS, DEFENSIVE END
- **1996** ARIZONA CARDINALS, DEFENSIVE END
- **1997** MIAMI DOLPHINS, DEFENSIVE END
- **1998** BARCELONA DRAGONS, DEFENSIVE END

KEY NOTES

- In sixth season with the Browns as the team's director of strength and conditioning, after being named to the position on March 12, 2018.
- Prior to joining the Browns, spent the 2017 NFL season as the Los Angeles Chargers' assistant strength and conditioning coach after gaining 19 years of experience on the collegiate coaching level.

- Served as Texas A&M's director of football sports performance from 2012-16, managing all aspects of the strength and conditioning program for the Aggies. During that time, also served as the program's NFL liaison and earned Master Strength and Conditioning Coach status in 2013.
- A 1994 graduate of Texas A&M, Jackson returned to his alma mater after spending the first six years (1998-2004) of his career as the Aggies' assistant strength and conditioning coach.
- Spent six seasons (2006-11) as the University of Houston's director of football sports performance and two years (2004-05) as the University of Oklahoma's assistant strength and conditioning coach.
- Member of the American Football Coaches Association (AFCA), Collegiate Strength and Conditioning Coaches Association (CSCCA) and National Strength and Conditioning Association (NSCA). Also certified with both the CSCCA and the NSCA.
- A former defensive end at Texas A&M (1991-94), Jackson played in four bowl games and finished his career by participating in the Blue-Gray All-Star Game. As a player for the Aggies, Texas A&M compiled a 42-2-1 regular season record and never lost a home game.
- Spent time with the Denver Broncos (1995), Arizona Cardinals (1996) and Miami Dolphins (1997). Also played for the Barcelona Dragons of NFL Europe in 1998.
- Native of Rockdale, Texas.
- Jackson and his wife, Amy, have two daughters, Kate and Abby.



DALE JONES

ASSISTANT STRENGTH AND CONDITIONING

SCHOOL WASHBURN UNIVERSITY

HOMETOWN TOPEKA, KAN.

NFL EXPERIENCE 6TH YEAR

BROWNS EXPERIENCE 6TH YEAR

COACHING CAREER

- **1997** SOUTHERN METHODIST UNIVERSITY, VOLUNTEER STRENGTH AND CONDITIONING COACH
- **1997-98** UNIVERSITY OF NORTH TEXAS, ASSISTANT STRENGTH AND CONDITIONING COACH
- **1998** THE EXCHANGE ATHLETIC CLUB, HEAD TRAINER AND DIRECTOR OF OPERATIONS
- **2001-13** UNIVERSITY OF HOUSTON, ASSISTANT DIRECTOR OF SPORTS PERFORMANCE
- **2013-17** TEXAS A&M UNIVERSITY, FOOTBALL SPORTS PERFORMANCE COACH
- **2017** UNIVERSITY OF NOTRE DAME, ASSISTANT STRENGTH AND CONDITIONING COACH-FOOTBALL
- **2018-** CLEVELAND BROWNS, ASSISTANT STRENGTH AND CONDITIONING COACH

KEY NOTES

- In sixth season with the Browns as the team's assistant strength and conditioning coach, after being named to his position on March 16, 2018.
- Prior to joining the Browns, spent 2017 in the same capacity with the Notre Dame Football program, working closely with an offensive line that consisted of future NFL All-Pro Quenton Nelson and PFWA All-Rookie Mike McGlinchey. The unit earned the Joe Moore Award as the nation's top-rated offensive line.
- Before Notre Dame, spent four years working with Browns director of strength and conditioning Larry Jackson at Texas

A&M (2013-17).

- Spent 13 years at the University of Houston (2001-13), where he served as the school's assistant director of sports performance. With the Cougars, Jones worked with football, baseball, women's basketball, softball, track (field events), soccer, swimming and diving and tennis programs. Under Jones' performance coaching, QB Case Keenum concluded his college career at Houston (2006-11) as the NCAA's all-time leading passer with 19,217 yards and 155 touchdowns.
- Worked as an adjunct lecturer for the Health and Human Performance Department and served as a senior advisor for strength and conditioning at The Edge Extreme in Flower Mound, Texas.
- Before joining Houston's athletic department in 2001, Jones taught undergraduate courses in the university's Health and Human Performance Department for the entirety of the 2000-01 school year. Also served as the head trainer and director of operations at The Exchange Athletic Club in Dallas, Texas (1998) and as an assistant strength and conditioning coach at North Texas from 1997-98 season. Also served as a volunteer strength and conditioning coach at SMU in 1997.
- Earned his bachelor's degree in exercise physiology from Washburn in 1994 and master's degree in exercise science from Houston in 2003. Recognized as the 1994 Physical Education Major of the Year and the NASPE Physical Education Major of the Year.
- Jones is a Master Strength and Conditioning Coach and is certified by the Collegiate Strength and Conditioning Coaches Association. He's also a certified strength and conditioning specialist by the National Strength and Conditioning Association and Sports Performance Coach by USA Weightlifting.
- Jones has earned a RPR Level 1 (Reflexive Performance Reset) certification, as well as being The Ready State 101 and The Ready State 102 Movement and Mobility certified. He's also a CPPS Football Preparation Specialist.
- Native of Topeka, Kan.
- Jones and his wife, Nicole, have three daughters, Abigail, Madison and Haley.



BRANDON LYNCH

CORNERBACKS

SCHOOL MIDDLE TENNESSEE STATE

HOMETOWN HEPHZIBAH, GA.

NFL EXPERIENCE 4TH YEAR

BROWNS EXPERIENCE 4TH YEAR

COACHING CAREER

- **2010** WILMINGTON COLLEGE, NFLPA COACHING INTERN
- **2011** NFLPA TEXAS VS. THE NATION ALL-STAR GAME, ASSISTANT COACH
- **2011** SACRAMENTO MOUNTAIN LIONS, UFL COACHING INTERN
- **2011-13** LENOIR-RHYNE UNIVERSITY, SECONDARY COACH
- **2013** MINNESOTA VIKINGS, BILL WALSH NFL DIVERSITY COACHING FELLOWSHIP
- **2013-14** UNIVERSITY OF NORTHERN IOWA, SECONDARY COACH
- **2015-16** UNIVERSITY OF NORTHERN IOWA, SECONDARY/ASSOCIATE HEAD COACH FOR DEFENSE
- **2017** EAST CAROLINA UNIVERSITY, SECONDARY COACH
- **2018-19** EAST CAROLINA UNIVERSITY, CORNERBACKS COACH
- **2020-22** CLEVELAND BROWNS, ASSISTANT DEFENSIVE BACKS COACH
- **2023** CLEVELAND BROWNS, CORNERBACKS COACH

PLAYING CAREER

- **2004** TENNESSEE TITANS, SAFETY
- **2005-06** INDIANAPOLIS COLTS, CORNER/SAFETY
- **2007-09** SASKATCHEWAN ROUGHRIDERS, SAFETY

KEY NOTES

- Former defensive back who helped his teams win the Super Bowl (Indianapolis Colts in 2006) and Grey Cup (Saskatchewan Roughriders in 2007).
- Joined the Browns in 2020 as assistant defensive backs coach before moving to cornerbacks coach in 2023.
- During his three seasons as Browns assistant defensive backs coach (2020-22), helped the defense lead the league in red zone takeaways in 2020. In 2021, the Browns finished fifth in the NFL in total defense, marking just the third time since 1970 the team ranked in the top-five and the club's highest finish since 1987. The team also finished fifth in the league in pass defense, its highest finish since 2011. Helped CB Denzel Ward earn his second career Pro Bowl selection and recorded the longest interception return in the NFL in 2021 (99 yards). Oversaw the development of 2021 first-round pick CB Greg Newsome II, who was named to the PFWA All-Rookie team, and 2022 third-round pick CB M.J. Emerson, who tied for the team lead and finished third among all NFL rookies with 15 passes defended in 2022.
- Spent three seasons coaching at East Carolina, overseeing the secondary (2017) and the cornerbacks (2018-19).
- Coached the secondary at Northern Iowa for four seasons (2013-16). Helped produce 11 All-Missouri Valley Conference selections and developed three FCS All-America performers, including Chicago Bears fourth-round draft choice Deiondre' Hall.
- Participated in the prestigious Bill Walsh NFL diversity coaching fellowship with the Minnesota Vikings in 2013 and was invited to attend the NCAA & NFL Coaching Academy.
- Spent 2004 with the Tennessee Titans after signing as an undrafted free agent. Played two seasons (2005-06) with the Colts before spending three seasons (2007-09) in the CFL with the Roughriders.
- Two-time team captain at Middle Tennessee State, where he graduated with a degree in liberal studies.
- Lynch and his wife, Francesca, have three children, daughters, Jordan and Peyton, and son Brandon II.



T.C. MCCARTNEY

TIGHT ENDS

SCHOOL LOUISIANA STATE UNIVERSITY

HOMETOWN BOULDER, COLO.

NFL EXPERIENCE 9TH YEAR

BROWNS EXPERIENCE 5TH YEAR

COACHING CAREER

- **2011** LOUISIANA STATE UNIVERSITY, GRADUATE ASSISTANT/OFFENSIVE ASSISTANT COACH
- **2012-13** UNIVERSITY OF COLORADO, GRADUATE ASSISTANT/OFFENSIVE ASSISTANT COACH
- **2014** CLEVELAND BROWNS, OFFENSIVE ASSISTANT COACH
- **2015** SAN FRANCISCO 49ERS, OFFENSIVE ASSISTANT/QUALITY CONTROL COACH
- **2016** LOUISIANA STATE UNIVERSITY, GRADUATE ASSISTANT/OFFENSIVE ASSISTANT COACH
- **2017-18** SAN FRANCISCO 49ERS, OFFENSIVE ASSISTANT/QUALITY CONTROL COACH
- **2019** DENVER BRONCOS, QUARTERBACKS COACH
- **2020-21** CLEVELAND BROWNS, OFFENSIVE ASSISTANT COACH
- **2022-** CLEVELAND BROWNS, TIGHT ENDS COACH

KEY NOTES

- Named tight ends coach in 2022 following two seasons (2020-21) as an offensive assistant. Rejoined the Browns staff after serving as an offensive assistant with the club in 2014.
- Returned to the Browns in 2020 and helped the offense to some of its best numbers in generations. Cleveland's 408 points were its second-most in franchise history, while the club also finished with its second-best total in scrimmage touchdowns (48) and tied for the second-most first downs (355).

Worked closely with the quarterbacks as Baker Mayfield's rating jumped from 78.8 in 2019 to 95.9 in 2020 and his interceptions dropped from 21 to eight.

- Helped the Browns lead the NFL in rushing average in 2021 with a 5.09 mark, the highest average by a Browns team since 1966. The team's 6,090 scrimmage yards were the fourth most by the club in a single season.
- In first season as tight ends coach, helped David Njoku register a career-high 58 receptions, while tying a career-best with four touchdowns. In the run game, helped the Browns compile 2,490 rushing yards, the third-highest total in team history and most since 1963 (2,639).
- Spent 2019 as the Broncos quarterbacks coach, where he helped rookie Drew Lock finish with a 4-1 record as a starter, tied with John Elway for the most wins by a rookie quarterback in team history. After starter Joe Flacco was placed on injured reserve at midseason, helped prepare Lock and Brandon Allen, who each recorded victories in their first NFL start.
- Spent three seasons (2015, 2017-18) as an offensive assistant/quality control coach with the 49ers. During final two seasons in San Francisco, the 49ers ranked among the league leaders in passing offense and recorded 113 rushes of 10-plus yards, fifth-most in the NFL during that span.
- Spent 2016 working with an LSU team that ranked seventh in the country in rushing (256.8 ypg) behind future NFL running backs Leonard Fournette, Derrius Guice and Darrel Williams.
- Played quarterback at LSU (2007-10) and was a member of the Tigers 2007 National Championship team. Later served as a graduate assistant/offensive assistant coach for the Tigers in 2011 before rejoining the staff in 2016.
- Father, Sal Aunese, played quarterback at Colorado University and grandfather, Bill McCartney, is the winningest football coach in Colorado history.
- T.C. (Timothy Chase) is a native of Boulder, Colo. and majored in sport leadership at LSU.



KATY MEASSICK MA, RD, CSSD, LDN, ATC

DIRECTOR OF PERFORMANCE NUTRITION

SCHOOL University of South Florida

HOMETOWN Tampa, Fla.

NFL EXPERIENCE 8th Year

BROWNS EXPERIENCE 8th Year

COACHING CAREER

- **2006-08** UNIVERSITY OF MARYLAND, ASSISTANT ATHLETIC TRAINER
- **2011-13** UNIVERSITY OF PENNSYLVANIA, TEAM DIETITIAN
- **2013-14** ARIZONA STATE UNIVERSITY, REGISTERED DIETITIAN
- **2014-16** FLORIDA STATE UNIVERSITY, DIRECTOR OF SPORTS NUTRITION
- **2016-21** CLEVELAND BROWNS, PERFORMANCE DIETITIAN
- **2021-** CLEVELAND BROWNS, DIRECTOR OF PERFORMANCE NUTRITION

KEY NOTES

- In eighth season with the Browns and third as director of performance nutrition after being promoted from her previous role as performance dietician in 2021.
- Oversees all nutritional needs of the team throughout the year, including practices, workouts, game days and travel.
- Also focuses in the areas of nutrition education and programming, as well as managing the training table, players' body composition, individual counseling and supplement evaluation.
- Came to the Browns from Florida State University, where she served as the director of sports nutrition from 2014-16, overseeing the nutrition needs of all Florida State student-athletes.
- Prior to FSU, spent time at Arizona State University as the program's registered dietician.
- From 2011-13, worked as the team dietitian at the University of Pennsylvania after spending two years at the University of Maryland as an assistant athletic trainer.
- Registered dietitian with the Academy of Nutrition and Dietetics and is a member of the Sports, Cardiovascular and Wellness Nutrition dietetic practice group and the Collegiate and Professional Sports Dietitians Association.
- Also a board certified specialist in sports dietetics and a certified athletic trainer with the Board of Certification for Athletic Trainers.
- Native of Tampa, Fla. and earned a bachelor's degree in athletic training from the University of South Florida and a master's degree in nutrition science from Syracuse University.
- She and her husband, Greg, currently reside in Fairview Park, Ohio.



BILL MUSGRAVE

SENIOR OFFENSIVE ASSISTANT
SCHOOL UNIVERSITY OF OREGON
HOMETOWN GRAN JUNCTION, OLO
NFL EXPERIENCE 21ST YEAR
BROWNS EXPERIENCE 1ST YEAR

COACHING CAREER

- **1997 OAKLAND RAIDERS, QUARTERBACKS COACH**
- **1998 PHILADELPHIA EAGLES, OFFENSIVE COORDINATOR/OFFENSIVE ASSISTANT**
- **1999-2000 CAROLINA PANTHERS, OFFENSIVE COORDINATOR/QUARTERBACKS COACH**
- **2001-02 UNIVERSITY OF VIRGINIA, OFFENSIVE COORDINATOR/QUARTERBACKS/TIGHT ENDS COACH**
- **2003-04 JACKSONVILLE JAGUARS, OFFENSIVE COORDINATOR/QUARTERBACKS COACH**
- **2005 WASHINGTON REDSKINS, QUARTERBACKS COACH**
- **2006-09 ATLANTA FALCONS, QUARTERBACKS COACH**
- **2010 ATLANTA FALCONS, ASSISTANT HEAD COACH/QUARTERBACKS COACH**
- **2011-13 MINNESOTA VIKINGS, OFFENSIVE COORDINATOR**
- **2014 PHILADELPHIA EAGLES, QUARTERBACKS COACH**
- **2015-16 OAKLAND RAIDERS, OFFENSIVE COORDINATOR**
- **2017 DENVER BRONCOS, QUARTERBACKS COACH/OFFENSIVE COORDINATOR**
- **2018 DENVER BRONCOS, OFFENSIVE COORDINATOR**
- **2020-22 UNIVERSITY OF CALIFORNIA, OFFENSIVE COORDINATOR/QUARTERBACKS COACH**
- **2023- CLEVELAND BROWNS, SENIOR OFFENSIVE ASSISTANT**

PLAYING CAREER

- **1991-94 SAN FRANCISCO 49ERS, QUARTERBACK**
- **1995-96 DENVER BRONCOS, QUARTERBACK**

KEY NOTES

- Joined the Browns in 2023, bringing 26 years of coaching experience on the professional and collegiate level in addition to six seasons as an NFL player. Member of San Francisco's Super Bowl XXIX winning team.
- Served an NFL offensive coordinator for 12 seasons with six teams (Philadelphia, Carolina, Jacksonville, Minnesota, Oakland and Denver).
- Worked on the same offensive staff as Kevin Stefanski in Minnesota from 2011-13.
- Prior to the Browns, spent three seasons (2020-22) as the offensive coordinator/quarterbacks coach at Cal.
- During time as offensive coordinator or quarterbacks coach, has helped three different quarterbacks to Pro Bowl selections including Derek Carr (2015-16), Matt Ryan (2010) and Steve Beuerlein (1999).
- As offensive coordinator with the Raiders, guided the offense to an NFL best 373 yards per game and 26.0 points per game in 2016.
- During his three seasons (2011-13) as offensive coordinator with the Vikings, oversaw an offense that led the NFL in rushing with 146.5 yards per game and RB Adrian Peterson leading the league with 4,333 rushing yards during that span. Peter was named the NFL MVP in 2012.
- As assistant head coach/quarterbacks coach with the Falcons in 2010, QB Michael Vick became the first quarterback in NFL history to rush for 1,000 yards in a season.
- Oversaw the development of 2003 first round pick QB Byron Leftwich as coordinator with the Jaguars. That season, RB Fred Taylor rushed for a career-high and Jaguars record 1,572 yards.
- Spent two seasons (2001-02) as offensive coordinator at Virginia, where he worked with QB Matt Schaub, who was named the ACC Players of the Year and set numerous team and conference records.
- The Panthers finished second in the NFL in passing yards, while serving as quarterbacks coach in 1999.

- First coaching experience came in 1997 as quarterbacks coach with the Raiders. QB Jeff George led the NFL with 3,919 passing yards.
- Selected by Dallas in the fourth round of the 1991 draft. Spent six seasons with the 49ers (1991-94) and Broncos (1995-96). Appeared in 12 career games with one start, while serving as the backup to Pro Football Hall of Fame QBs Joe Montana, Steve Young and John Elway.
- Set University of Oregon school records for passing yards and total offense. Inducted into the Oregon Hall of Fame in 2000. Earned degree in finance & accounting.
- Native of Gran Junction, Colo., where he was named Colorado High School Athlete of the Year as a senior in 1985 at Grand Junction High School. Inducted as a member of the Colorado Sports Hall of Fame in 1995.

WALTER PAYTON MAN OF THE YEAR

LG Joel Bitonio represented the team's 2022 Walter Payton Man of the Year, presented by Nationwide. One of the NFL's most prestigious honors, the award recognizes one member from each of the NFL's 32 clubs for their exceptional performance on the field and their dedication to the community.

"The honor of being the Walter Payton Man of the Year for the Cleveland Browns is pretty surreal," said Bitonio. "You see guys like (Browns Legend T) Joe Thomas who have won the award before and you see across the NFL guys like (former Saints QB) Drew Brees, (Cardinals DE) J.J. Watt and people who did things on very grand scales and have been great role models for their team and their community. To be named the Man of the Year for me is pretty special. I look back on my upbringing and the coaches and the people who have been part of my life growing up, and I think it is just a cumulative, 'Thank you.' I appreciate it, and let's see what else we can do to help the community."

"While the entire NFL and Browns fans have watched Joel excel on the field for the past nine seasons, we have been extremely fortunate to see first-hand his contributions to our team and Northeast Ohio as an incredibly high-character man, teammate and leader," said Haslam Sports Group Managing and Principal Partners Dee and Jimmy Haslam. "The Walter Payton Man of the Year Award is truly special because it recognizes a player's passion and dedication to the game and community service, and Joel consistently embodies what this honor represents in every way."



During his time in Cleveland, Bitonio has engaged in many Browns community events encompassing the team's commitment to education, youth football and social justice, including support of the Stay in the Game! Get to School, Every Day Network; participating in Cleveland Browns Adapted Football League sessions; serving as a member of the Browns social justice committee leadership council; and making multiple visits to children at University Hospitals Rainbow Babies and Children's Hospital and individuals receiving treatment at University Hospitals Seidman Cancer Center.



SCOTT PETERS

ASSISTANT OFFENSIVE LINE
SCHOOL ARIZONA STATE UNIVERSITY
HOMETOWN PLEASANTON, CALIF.
NFL EXPERIENCE 4TH YEAR
BROWNS EXPERIENCE 4TH YEAR

COACHING CAREER

- **2020-** CLEVELAND BROWNS, ASSISTANT OFFENSIVE LINE COACH

PLAYING CAREER

- **2002** PHILADELPHIA EAGLES, OFFENSIVE LINEMAN
- **2003** NEW YORK GIANTS, OFFENSIVE LINEMAN
- **2004** SAN FRANCISCO 49ERS, OFFENSIVE LINEMAN
- **2006** CAROLINA PANTHERS, OFFENSIVE LINEMAN
- **2007-09** ARIZONA CARDINALS, OFFENSIVE LINEMAN

KEY NOTES

- Played seven seasons in the NFL from 2002-09 after being drafted in the fourth round (124th overall) by the Philadelphia Eagles in the 2002 NFL Draft.
- During his first season with the Browns, helped the club finish third in the league in rushing with an average of 148.4 yards per game (the team's best since 1978). Helped RT Jack Conklin earn first team AP All-Pro honors and G Joel Bitonio and G Wyatt Teller earn second team honors. Bitonio was also selected to the Pro Bowl, while first round pick LT Jedrick Wills Jr. was voted the NFL Pepsi Zero Sugar Rookie of the Week for Week 10, becoming just the fourth offensive lineman to win the award since its inception in 2002 and first since 2013.
- Helped the Browns lead the NFL in rushing

average in 2021 with a 5.09 mark, the highest average by a Browns team since 1966. The offensive line opened holes for RB Nick Chubb, who finished second in the league in rushing yards. Helped Bitonio and Teller to Pro Bowl selections in 2021, marking the first time a pair of Browns guards made the Pro Bowl since 1967. In addition, Bitonio was an AP first team All-Pro honoree and Teller was named to the second team.

- In 2022, the Browns recorded the third highest-rushing total in team history with 2,490. Chubb finished third in the NFL with 1,525 rushing yards as Bitonio and Teller were each selected to the Pro Bowl again. Bitonio also garnered AP All-Pro first team honors for second consecutive season.
- Served as the offensive line coach for the West team in the 2022 East-West Shrine Bowl.
- As a player, won an NFC Championship with the Arizona Cardinals in 2009 and appeared in Super Bowl XLIII.
- Played both center and guard while in the NFL.
- Retired from the NFL in 2009 and founded the "Tip of the Spear," a program that seeks through proprietary technique and training to assist players in avoiding concussions and other serious football-related injuries while at the same time improving performance.
- Opened his own gym in 2008, The Lion's Den MMA Academy, Arizona's largest MMA gym. Trained several UFC competitors, including champions Brock Lesnar and Cain Velasquez.
- Won two Brazilian Jiu Jitsu world championships in submission grappling.
- First-team All-Pac-10 selection at Arizona State as a center from 1997-2000.
- Earned bachelor's degree in communications from Arizona State.
- Native of Pleasanton, Calif.



KEVIN ROGERS

SENIOR ASSISTANT/SPECIAL PROJECTS
SCHOOL THE COLLEGE OF WILLIAM & MARY
HOMETOWN SPARTA, N.J.
NFL EXPERIENCE 9TH YEAR
BROWNS EXPERIENCE 4TH YEAR

COACHING CAREER

- **1974-76** BAYSIDE HIGH SCHOOL (VA.), ASSISTANT COACH
- **1977-78** OHIO STATE UNIVERSITY, GRADUATE ASSISTANT
- **1979** MAINLAND HIGH SCHOOL (FLA.), HEAD COACH
- **1980-82** THE COLLEGE OF WILLIAM & MARY, RUNNING BACKS COACH
- **1983** NAVY, TIGHT ENDS/OFFENSIVE TACKLES COACH
- **1984-85** NAVY, TIGHT ENDS/WIDE RECEIVERS COACH
- **1986** NAVY, DEFENSIVE BACKS COACH
- **1987-88** NAVY, RUNNING BACKS COACH
- **1989-90** NAVY, QUARTERBACKS COACH
- **1991-94** SYRACUSE UNIVERSITY, QUARTERBACKS COACH
- **1995-96** SYRACUSE UNIVERSITY, ASSISTANT HEAD COACH/QUARTERBACKS/RECRUITING COORDINATOR
- **1997** SYRACUSE UNIVERSITY, ASSISTANT HEAD COACH/OFFENSIVE COORDINATOR/QUARTERBACKS/RECRUITING COORDINATOR
- **1998** SYRACUSE UNIVERSITY, ASSISTANT HEAD COACH/OFFENSIVE COORDINATOR/QUARTERBACKS COACH
- **1999-2001** UNIVERSITY OF NOTRE DAME, OFFENSIVE COORDINATOR/QUARTERBACKS COACH
- **2002-05** VIRGINIA TECH, QUARTERBACKS COACH
- **2006-10** MINNESOTA VIKINGS, QUARTERBACKS COACH
- **2011** BOSTON COLLEGE, OFFENSIVE COORDINATOR

- **2012** TEMPLE UNIVERSITY, ASSOCIATE HEAD COACH/QUARTERBACK COACH
- **2013-16** THE COLLEGE OF WILLIAM & MARY, OFFENSIVE COORDINATOR/QUARTERBACKS COACH
- **2020-** CLEVELAND BROWNS, SENIOR OFFENSIVE ASSISTANT

KEY NOTES

- Rogers is in his fourth season with the Browns after joining the team as senior offensive assistant in 2020 and transitioning to senior assistant/special projects in 2023. He is in his ninth season in the NFL after returning to coaching after a brief hiatus from 2017-19.
- Rogers, who played linebacker at William & Mary from 1971-73 and was the Tribe's running backs coach from 1980-82, returned to Williamsburg to coach from 2013-16 with impressive credentials that included nearly 30 years as a Division I coach and five seasons (2006-10) in the NFL as the Minnesota Vikings quarterbacks coach.
- Joined the Browns in 2020 and helped the offense to some of its best numbers in generations. Cleveland's 408 points were its second-most in franchise history, while the club also finished with its second-best total in scrimmage touchdowns (48) and tied for the second-most first downs (355). The Browns finished third in the league in rushing with an average of 148.4 yards per game (the team's best since 1978).
- Assisted with the Browns running backs in 2021 and helped the Browns lead the NFL in rushing average with a 5.09 mark, the highest average by a Browns team since 1966. The team's 6,090 scrimmage yards were the fourth-most by the club in a single-season.
- Prior to returning to William & Mary, he joined the Tribe staff after serving as Temple's associate head coach and quarterbacks coach in 2012 and as Boston College's offensive coordinator in 2011.
- During his tenure with the Vikings, helped veteran QB Brett Favre post one of the best statistical seasons of his career during the 2009 campaign as he topped 4,200 passing yards with 33 passing touchdowns and a career-best 107.2 rating. That season, Minnesota advanced to the NFC Championship game.
- Before joining the Vikings, Rogers was Virginia Tech's quarterbacks coach from 2002-05 and helped Bryan Randall and

Marcus Vick establish themselves as two of the most prolific signal callers in school history. Under Rogers' tutelage, Randall earned Atlantic Coast Conference Player of the Year honors in 2004 as the Hokies made a Sugar Bowl appearance. During the following season, Vick led the league in passing efficiency and VT posted the ACC's top scoring offense (33.8). During Rogers' tenure in Blacksburg, Virginia Tech recorded a 39-14 record, won the ACC title in 2004 and played in the first ACC Championship Game in 2005.

- Prior to his successful stint at Virginia Tech, Rogers worked as Notre Dame's offensive coordinator/quarterbacks coach from 1999-01.
- Rogers coached at Syracuse from 1991-98 and helped the Orange achieve tremendous success during his tenure, as the squad registered a 68-26-1 record and six bowl appearances, including two trips to the Fiesta Bowl and one to the Orange Bowl. In addition to coaching the quarterbacks during his entire time at Syracuse, he served as the team's recruiting coordinator from 1993-94 and

was promoted to offensive coordinator in 1997. Syracuse became the first team in Big East history to win three consecutive league championships during his tenure, and he was instrumental in the success of Donovan McNabb, who set the majority of Syracuse's passing records and was drafted No. 2 overall by the Philadelphia Eagles.

- Rogers worked on Navy's staff as an assistant from 1983-90 and coached future NFL standout Napoleon McCallum. His first college coaching position came at W&M when he served as Jimmie Laycock's running backs coach from 1980-82. Prior to joining the Tribe's staff, he worked as a graduate assistant at Ohio State under the legendary head coach Woody Hayes in 1977-78.
- He's a 1974 graduate of William & Mary, where he also played linebacker. He received his master's degree in physical education from Ohio State in 1978.
- Rogers and his wife, Betty, have three children: Kevin, Jr., Megan and Ryan, as well as six grandchildren: Grady, Lucille, Nolan, Dawson, Lane and Bo.

MARION MOTLEY SCHOLARSHIP

In partnership with College Now Greater Cleveland, the Cleveland Browns surprised Amariana Lewis and Ta'Shiyah Porter as the recipients of the annual Marion Motley Scholarship. It provides \$10,000 (\$2,500 each year) of scholarships to further the education of promising students, many of whom are first-generation college attendees. The Marion Motley scholarship has provided more than \$320,000 to over 30 students from the region since its inception.





JASON TARVER

LINEBACKERS

SCHOOL SANTA CLARA UNIVERSITY

HOMETOWN PLEASANTON, CALIF.

NFL EXPERIENCE 20TH YEAR

BROWNS EXPERIENCE 4TH YEAR

COACHING CAREER

- **1974-76** BAYSIDE HIGH SCHOOL (VA.), ASSISTANT COACH
- **1996-97** WEST VALLEY COLLEGE, SPECIAL TEAMS AND DEFENSIVE ASSISTANT
- **1998-2000** UCLA, GRADUATE ASSISTANT/DEFENSIVE BACKS AND SPECIAL TEAMS COACH
- **2001-03** SAN FRANCISCO 49ERS, OFFENSIVE QUALITY CONTROL COACH
- **2004** SAN FRANCISCO 49ERS, ASSISTANT RUNNING BACKS COACH
- **2005-10** SAN FRANCISCO 49ERS, OUTSIDE LINEBACKERS COACH
- **2011** STANFORD UNIVERSITY, CO-DEFENSIVE COORDINATOR/INSIDE LINEBACKERS COACH
- **2012-14** OAKLAND RAIDERS, DEFENSIVE COORDINATOR
- **2015-17** SAN FRANCISCO 49ERS, SENIOR DEFENSIVE ASSISTANT/LINEBACKERS COACH
- **2018** VANDERBILT UNIVERSITY, OUTSIDE LINEBACKERS/DEFENSIVE COORDINATOR
- **2019** VANDERBILT UNIVERSITY, INSIDE LINEBACKERS/ DEFENSIVE COORDINATOR
- **2020-** CLEVELAND BROWNS, LINEBACKERS COACH

KEY NOTES

- In 20th season as an NFL coach, including 13 seasons with the 49ers and three

- seasons as the defensive coordinator for the Raiders.
- Joined the Browns in 2020 and helped the defense rank among the league leaders in takeaways, including an NFL-best six red zone takeaways. Helped the Browns rank ninth in the league in run defense after finishing 30th in 2019.
- Helped the Browns finish the 2021 season fifth in the NFL in total defense, marking just the third time since 1970 the team ranked in the top-five and the club's highest finish since 1987. The Browns were one of just three NFL teams (Green Bay and San Francisco) to finish 2021 in the top-12 in total defense, run defense and pass defense. Also oversaw the development of second-round pick LB Jeremiah Owusu-Koramoah, who was named to the PFWA All-Rookie team.
- In addition to serving as Vanderbilt's defensive coordinator from 2018-19, oversaw the outside linebackers in 2018 and inside linebackers in 2019. In 2019, he helped junior LB Dimitri Moore lead the team with 99 total tackles and rank third in the SEC in the same category.
- Spent 13 seasons over two stints (2001-10 and 2015-17) in San Francisco. Worked under seven head coaches (Steve Mariucci, Dennis Erickson, Mike Nolan, Mike Singletary, Jim Tomsula, Chip Kelly and Kyle Shanahan) while with the 49ers.
- With the 49ers, Tarver helped coach and oversee the production of former AP Comeback Player of the Year and Pro Bowl RB Garrison Hearst, All-Pro LBs Takeo Spikes, NaVorro Bowman and Ahmad Brooks, All Pro and former Defensive Rookie of the Year LB Patrick Willis, as well as LBs Parys Haralson and Manny Lawson, to name a few.
- As defensive coordinator with the Raiders (2012-14), helped oversee a unit that ranked 10th in the NFL in yards per carry allowed (4.05) over his three seasons. In first season as the Raiders defensive coordinator, Oakland's defense improved from 29th overall in 2011 to 18th in 2012.
- Served as the co-defensive coordinator/inside linebackers coach at Stanford University in 2011. Under his guidance, the Cardinal defense ranked third in the nation in rushing yards allowed per game (84.4) and 11th in points allowed per

game (16.41), while finishing the season with an 11-2 record.

- Spent three years (1998-00) as a graduate assistant with UCLA and worked primarily with defensive backs, while also assisting with special teams. During his tenure with the Bruins, he helped produce several future NFL players, including CBs Ricky Manning and Jason Bell and S Marques Anderson.
- Played defensive back at West Valley College from 1994-95. Then spent the

following two seasons as an assistant coach on the West Valley staff, supporting linebackers, defensive backs and special teams.

- Earned a bachelor's degree in chemistry from Santa Clara University and a master's degree in biochemistry and molecular biology from UCLA.
- Tarver and his wife, Katie, have two boys, Merrick and Keegan.

THE BROWNS AND HEISMAN WINNERS

The Browns have had 10 Heisman Trophy winners on the team and one serve as an assistant coach.

Players	College	Heisman Year	Year(s) with Browns
Baker Mayfield	Oklahoma	2017	2018-21
Robert Griffin III	Baylor	2011	2016
Johnny Manziel	Texas A&M	2012	2014-15
Rashaan Salaam	Colorado	1994	1999
Ty Detmer	BYU	1990	1999
Vinny Testaverde	Miami (Fla.)	1986	1993-95
Charles White	USC	1979	1980-82, 1984
Ernie Davis	Syracuse	1961	1962*
Howard Cassady	Ohio State	1955	1962
Les Horvath	Ohio State	1944	1949

Coaches

John David Crow	Texas A&M	1957	1972-73
-----------------	-----------	------	---------

*RB Ernie Davis won the 1961 Heisman Trophy and was the top pick in the 1962 draft. He was acquired by the Browns in a trade with the Washington Redskins. Tragically, Davis passed away two years later from leukemia and never played a professional game. His jersey No. 45 is retired by the Browns.



TY TAYLOR

ASSISTANT STRENGTH AND CONDITIONING

SCHOOL HAMPTON UNIVERSITY

HOMETOWN PHILADELPHIA, PA.

NFL EXPERIENCE 5TH YEAR

BROWNS EXPERIENCE 4TH YEAR

COACHING CAREER

- **2014-2017** UNIVERSITY OF PENNSYLVANIA, STRENGTH AND CONDITIONING INTERN
- **2016-17** PHILADELPHIA EAGLES, STRENGTH AND CONDITIONING/SPORTS PERFORMANCE INTERN
- **2017-19** CLEVELAND BROWNS, STRENGTH AND CONDITIONING INTERN
- **2020-23** UNIVERSITY OF WISCONSIN, ASSISTANT STRENGTH AND CONDITIONING COACH
- **2023** WESTERN KENTUCKY UNIVERSITY, ASSISTANT STRENGTH AND CONDITIONING COACH
- **2023-** CLEVELAND BROWNS, ASSISTANT STRENGTH AND CONDITIONING COACH

KEY NOTES

- Ty Taylor returned to the Cleveland Browns as a strength and conditions assistant coach in 2023 after spending three seasons with the team as an intern from 2017-19.
- During his time away from Cleveland, Taylor served as a strength and conditioning coach for Wisconsin (2020-23) and Western Kentucky (2023).
- Prior to his time in the NFL, Taylor gained collegiate experience through strength and conditioning internships at Penn and LaSalle.
- Spent 11 years teaching mathematics in his native Philadelphia, while also developing strength programs in middle and high schools during that time.
- He also served as a strength and conditioning intern for the Philadelphia Eagles during the 2016 season.
- Graduated from Hampton University with a degree in mathematics and went on to earn a master's in education and athletic coaching from North Central University.
- Is a Certified Strength and Conditioning Specialist (CSCS) through NSCA, is Strength and Conditioning Coach Certified (SCCC) through CSCCa and also holds USA Track & Field certification.
- A native of Philadelphia, Pa., Taylor and his wife, Sharmaine, have three children: Aiyanna, Kylee and Tye.



JORDAN THOMAS

ASSISTANT DEFENSIVE LINE
SCHOOL SAN DIEGO STATE
HOMETOWN REDLANDS, CALIF.
NFL EXPERIENCE 2ND YEAR
BROWNS EXPERIENCE 2ND YEAR

COACHING CAREER

- **2016** MISSION HILLS HIGH SCHOOL (SAN MARCOS, CALIF.), ASSISTANT COACH
- **2017** TEXAS A&M-KINGSVILLE, GRADUATE ASSISTANT
- **2018-19** SAN DIEGO STATE UNIVERSITY, GRADUATE ASSISTANT
- **2020-21** SAN DIEGO STATE UNIVERSITY, DEFENSIVE LINE COACH
- **2022-** CLEVELAND BROWNS, ASSISTANT DEFENSIVE LINE COACH

KEY NOTES

- Joined the Browns in 2022 following six seasons coaching on the collegiate and high school levels.
- During first season with Cleveland, DE Myles Garrett was named to the Pro Bowl and the Associated Press All-Pro second team. Garrett also tied his own single-season team record with 16 sacks, tied for the second-most in the NFL in 2022.
- Spent four seasons (2018-21) coaching at alma mater San Diego State, spending two seasons as a graduate assistant and two seasons as the defensive line coach. Helped SDSU to a school-record 12 wins in 2021. During his tenure, helped the Scarlet and Black rank among the NCAA leaders in total defense (third in 2020) and rushing defense (third in 2021 and seventh in 2020).
- Spent the 2017 season as a graduate assistant with Texas A&M-Kingsville, working closely with the linebackers.
- Began coaching career at Mission Hillis High School, working with the defensive line and tight ends.
- A four-year letterwinner at SDSU, playing in all 52 games, including four bowl games. Named SDSU's Defensive Lineman of the Year in 2013.
- Graduated from San Diego State with a degree in criminal justice.

BE THE SOLUTION

Led by Dee and Jimmy Haslam, Whitney and JW Johnson, EVP/GM Andrew Berry and Head Coach Kevin Stefanski, the entire Browns organization - coaches, players and front office members - are dedicated to having a meaningful impact in the social justice arena. After internal discussions and conversations with social justice and equity community leadership groups, the team identified four core areas to help inspire change to benefit Black and underserved communities:

1. Education equity for all students, families, school faculty and districts.
2. Economic advancement opportunities, including for Black and minority owned-and-operated business.
3. Police and community relations within neighborhoods and city
4. Non-partisan voter registration, education and turnout for national, state and local elections



NEMO WASHINGTON

BILL WILLIS COACHING FELLOW
SCHOOL BOWIE STATE UNIVERSITY
HOMETOWN ATLANTA, GA.
NFL EXPERIENCE 1ST YEAR
BROWNS EXPERIENCE 1ST YEAR

COACHING CAREER

- **2017** BOWIE STATE UNIVERSITY, GRADUATE ASSISTANT
- **2018** WEST VIRGINIA STATE UNIVERSITY, PASSING COORDINATOR/RECEIVERS COACH
- **2019** BOWIE STATE UNIVERSITY, WIDE RECEIVERS COACH
- **2020-22** WHEELING UNIVERSITY, OFFENSIVE COORDINATOR
- **2023-** CLEVELAND BROWNS, BILL WILLIS COACHING FELLOWSHIP

KEY NOTES

- Nyema “Nemo” Washington joined the Browns in 2023 as the recipient of the Bill Willis Coaching Fellowship. The Browns created the opportunity for a rising minority coach with a focus on the offensive side of the ball. Washington is the third recipient of the fellowship.
- Spent three seasons at Wheeling University as the school’s offensive coordinator. Under his watch, the team broke several program records and saw its first ever 1,000-yard rusher in Sy Alli in 2021. The team averaged also 30.5 points per game in 2022.
- Prior to Wheeling, Washington served a one-year stint at his alma mater, Bowie State as the wide receivers coach and helped guide the Bulldog offense to lead the Central Intercollegiate Athletic with 39.7 points per game and earned a playoff bid after winning the conference Championship with the school’s first-ever undefeated regular-season.
- Washington spent one season as passing coordinator/receivers coach at West Virginia State University in 2018.
- Started his coaching career working with quarterbacks as a graduate assistant at Bowie State (2017), helping Amir Hall become a two-time winner of the Deacon Jones Trophy, an award presented to the most outstanding football player from a Historically Black College & University.
- Played quarterback at Bowie State University (2015), before injuries derailed his playing career.
- Graduated from Bowie State University in 2018 with a degree in communications.
- Native of Atlanta, Ga. and married to his wife, Jocelyn.

HASLAM SPORTS GROUP DIVERSITY & OPPORTUNITY FELLOWSHIP PROGRAM

In 2021 the team launched the Haslam Sports Group (HSG) Diversity and Opportunity Fellowship Program. Each year, the program gives diverse recent college graduates an immersive year-long fellowship experience on the business side of HSG’s two professional sport franchises: the Cleveland Browns and Columbus Crew. HSG created the fellowship to improve the pipeline for diverse talent into the sports industry, and it proved to be a success as all fellows landed full-time jobs upon completion of the program. The fellows are able to move from department to department as they wish, with opportunities ranging from Administration, Marketing, Operations, Sales and other areas.



GLENN COOK

ASSISTANT GM & VP OF PLAYER PERSONNEL

SCHOOL UNIVERSITY OF MIAMI

HOMETOWN MIAMI, FLA.

NFL EXPERIENCE 13TH YEAR

BROWNS EXPERIENCE 8TH YEAR

KEY NOTES

- Glenn Cook is in his second season as the Browns assistant general manager and vice president of player personnel after being promoted from vice president of player personnel in 2022. Cook spent the previous four years as the club's assistant director of pro scouting.
- In his role, Cook works with Executive Vice President of Football Operations and General Manager Andrew Berry, as well as the rest of the senior football staff to contribute to all roster and strategic football decisions. Additionally, he leads the day-to-day operations of the player personnel department, including driving the free agency and draft processes. He also aids in managing the football operational functions of the team.

- Cook came to the Browns after spending four years in Green Bay (2012-15), working as a pro scout for the Packers.
- Prior to joining the Packers in May 2012, Cook worked as a scouting assistant with the Indianapolis Colts beginning in June 2011.
- Before transitioning into the field of player personnel, Cook was a graduate assistant coach at the University of Miami (Fla.), his alma mater. While coaching, he assisted with linebackers and defensive line and helped in recruiting efforts.
- Cook finished his playing career (2004-06, 2008) at Miami as a four-year letterman linebacker with 185 tackles, two sacks, two forced fumbles and two fumble recoveries in 47 games played and 17 starts. Leading the team in tackles as a senior captain in 2008, he earned Miami's Plumer Memorial Award for leadership, motivation and spirit and the Melching Award for leadership. Before missing the 2007 season with an injury, he was also named the team's Linebacker of the Year as a junior in 2006.
- After his time with the Hurricanes, Cook was drafted by the Chicago Cubs in the 46th round of the 2009 MLB Draft and played in 34 rookie-league games for the club.
- A native of Miami, Fla., Cook holds a bachelor's degree in marketing and management and a master's degree in sports administration from Miami.
- He currently resides in Cleveland, Ohio with his wife, Kelem, and their two kids, Isaiah and Zahara.



CATHERINE RAÏCHE

ASSISTANT GM & VP OF FOOTBALL OPERATIONS
SCHOOL UNIVERSITÉ DE SHERBROOKE
HOMETOWN MONTREAL, QUÉBEC
NFL EXPERIENCE 6TH YEAR
BROWNS EXPERIENCE 2ND YEAR

KEY NOTES

- Catherine Raiche enters her sixth season in the NFL, and her second year with the Cleveland Browns. She serves as Assistant General Manager and Vice President of Football Operations.
- With the Browns, she manages the day-to-day operations of the team and contributes to all strategic roster decisions across the player personnel and football operation verticals.
- Before coming to Cleveland, Raiche spent four seasons working for the Philadelphia Eagles.

- In 2021, she was promoted to Vice President of Football Operations after serving as a football operations & player personnel coordinator from 2019-21.
- In her roles with the Eagles, she was involved in all areas of football operations and player personnel, including pro and college scouting, contract management, player/staff development, and football research.
- Prior to working in the NFL, Raiche spent five seasons working in the Canadian Football League (CFL) and served a stint in the XFL.
- In 2019, she spent a season working in the front office of the Tampa Bay Vipers. In 2018-19, Raiche served as the director of football administration for the Toronto Argonauts.
- She became the first and only female assistant general manager in the CFL in 2017 with the Montreal Alouettes. After entering the Alouettes' organization as an intern, she served as coordinator of football administration from 2015-17.
- Prior to her start in the NFL, Catherine practiced law in her hometown of Montreal, Québec for the Québec Bar Association.
- Before switching her focus to sports, she completed her degree in law at the Université de Sherbrooke and also earned a master's degree in tax.



CHRIS COOPER

VICE PRESIDENT, FOOTBALL ADMINISTRATION

SCHOOL UNIVERSITY OF VIRGINIA

HOMETOWN SPARTA, N.J.

NFL EXPERIENCE 16TH YEAR

BROWNS EXPERIENCE 10TH YEAR

KEY NOTES

- Chris Cooper is in his 10th season with the Browns and sixth as vice president of football administration.
- Cooper, who is in his 16th season in the NFL, initially joined the club as director of football administration in 2014.
- In his role, Cooper works closely with Executive Vice President of Football Operations and General Manager Andrew Berry, as well as the coaching and player personnel staffs, to reach and execute player contracts, manage the team's salary cap and oversee areas related to the Browns' relationship with the NFL and NFLPA.

- Cooper has played a key role in the team's efforts to build its roster, including negotiating contracts with players and their representatives for rookies, free agents and members of the active roster. He was highly involved in the Browns' ability to reach long-term contract extensions with G Joel Bitonio (2017 and 2021), DE Myles Garrett (2020), RB Nick Chubb (2021), G Wyatt Teller (2021), CB Denzel Ward (2022) and TE David Njoku (2022).
- Cooper also played a pivotal role in the Browns inking 11 unrestricted free agents in 2023, as well as completing the trades for three-time Pro Bowl DE Za'Darius Smith and WR Elijah Moore
- Before joining the Browns, Cooper served six seasons with NFL headquarters in New York, where he aided the league's management council in a variety of capacities from 2008-14. He also spent time with the Minnesota Vikings as a law clerk in 2008.
- A native of Sparta, N.J., Cooper received his bachelor's degree in sociology from Virginia before securing his JD degree from Brooklyn Law School.
- He and his wife, Lindsay, currently live in Avon with their children, Brynn and Owen.



ANDREW HEALY

VICE PRESIDENT, RESEARCH & STRATEGY
SCHOOL YALE UNIVERSITY
HOMETOWN LINCROFT, N.J.
NFL EXPERIENCE 8TH YEAR
BROWNS EXPERIENCE 8TH YEAR

KEY NOTES

- Andrew Healy is in his eighth year in the Browns player personnel department and his fourth season as vice president of research and strategy. He was most recently the vice president of strategy.
- Healy started his career in the NFL with the Browns in 2016 as senior strategist of player personnel, where he worked hand-in-hand with the Browns' player personnel group on player forecasting and position modeling.
- In his role, he leads the integration process of data and advanced insights into all realms of football operations and continues to be a contributing member to all roster and strategic football decisions along with Browns senior football staff.
- Prior to joining the Browns, Healy was a professor of economics at Loyola Marymount University in Los Angeles, Calif.
- Healy earned a bachelor's of science in applied mathematics and bachelor's of arts in political science from Yale University. He received his PhD in economics from MIT.



KEN KOVASH

VICE PRESIDENT, PLAYER PERSONNEL, PROCESS & DEVELOPMENT
SCHOOL UNIVERSITY OF CALIFORNIA, BERKELEY
HOMETOWN SAN FRANCISCO, CALIF.
NFL EXPERIENCE 14TH YEAR
BROWNS EXPERIENCE 11TH YEAR

KEY NOTES

- Ken Kovash is in his 11th year in the Browns player personnel department and his eighth season as a vice president. He was most recently the team's vice president of player personnel.
- In his role as vice president of player personnel process and development, Kovash continues to work with Executive Vice President of Football Operations and General Manager Andrew Berry and the rest of the senior football staff to contribute to all roster and strategic football decisions. Additionally, he focuses on roster strategy, player personnel and scouting processes, as well as professional development across all football operations.
- He previously served as director of football research/player personnel (2013-15). Kovash came to the Browns in 2013 after spending three seasons (2010-12) with the Dallas Cowboys as the team's senior analytics manager.
- In the Cowboys front office, Kovash led football research efforts across the scouting department and coaching staff.
- Kovash graduated from the University of California, Berkeley with a bachelor's degree in economics and went on to receive his master's degree in business administration from the University of Chicago.
- Kovash currently resides in Cleveland, Ohio.



DAVE GIULIANI

VICE PRESIDENT, RESEARCH & STRATEGY

SCHOOL STANFORD UNIVERSITY

HOMETOWN WEST DEPTFORD, N.J.

NFL EXPERIENCE 13TH YEAR

BROWNS EXPERIENCE 8TH YEAR

KEY NOTES

- Dave Giuliani is in his eighth year in the Browns player personnel department and his first of vice president of research and strategy after serving the previous four seasons as director of research and strategy (2019-22).

- In his role, Giuliani oversees the day-to-day management of the research and strategy team.
- He began with the Browns as a football research analyst, a position he held for two seasons (2016-17), and was promoted to senior research analyst of coaching and personnel (2018), predominantly working with the Browns coaching staff on game management, in-game decision making and game strategy, as well as player projections for the draft and free agency.
- Prior to his time in Cleveland, Giuliani started his career in the NFL with the San Francisco 49ers as a contract and research analyst and went to the Philadelphia Eagles to serve as the data research coordinator.
- He continues to be a contributing member to roster and strategic football decisions with senior football staff in his role. Giuliani manages the day-to-day workflow of the teams' research and strategy group, while also contributing across the football operations spectrum.
- Giuliani earned a bachelor's degree in economics from Stanford University. He also played baseball for the Cardinals.
- He is a native of West Deptford, N.J. and is married to his wife, Erica.



BOB QUINN

SENIOR PERSONNEL/COACHING EXECUTIVE

SCHOOL UNIVERSITY OF CONNECTICUT

HOMETOWN NORWOOD, MASS.

NFL EXPERIENCE 24TH YEAR

BROWNS EXPERIENCE 2ND YEAR

KEY NOTES

- Bob Quinn is in his 24th NFL season and third with the Browns after coming to the team as senior consultant to the club's football operations in 2021. He's been acting as senior personnel/coaching executive since 2022.
- Quinn works closely with both coaching and personnel in his new role to contribute to all roster and strategic football decisions.
- He spent five years (2016-20) as executive vice president of football operations and general manager of the Detroit Lions.
- With the Lions, Quinn oversaw their entire football operation, including restructuring the player personnel department and scouting evaluation processes as well as overhauling the organization's scouting and technology systems.
- Quinn also implemented new processes relating to the club's salary cap management, player contract negotiations and use of analytics.
- Under his leadership, Detroit also committed vast resources to revamping the franchise's player performance and strength and conditioning departments,

as well as the renovation of the team's Allen Park facility and practice fields.

- Quinn's extensive experience and reputation in the scouting community led to his appointment by the Commissioner to the NFL's College Relations Committee in 2019, where he works with a small group of NFL executives to maintain and improve relationships with college football personnel and administrators to improve the NFL Draft process.
- Quinn joined the Lions after 16 seasons (2000-15) with the New England Patriots, where he served in variety of roles in the player personnel department, including director of pro scouting from 2012-15 when the Patriots won Super Bowl XLIX and four-straight AFC East Division championships.
- Prior to his tenure as director of pro scouting, Quinn was the Patriots' assistant director of pro personnel from 2009-12. He also worked in college scouting as the team's national scout in 2008 and as a regional scout from 2004-07. Additionally, he also served two seasons (2002-03) as a pro scout and two seasons (2000-01) as a player personnel assistant.
- Quinn's career with the Patriots coincided with one of the most impressive stretches in NFL history, highlighted by four Super Bowl titles, six AFC Championships, 13 AFC East titles, 12-plus wins in a season 10 times and 10 or more wins in 14 of his 16 seasons.
- Including the Lions' 2016 playoff berth, Quinn's work in player personnel produced 14 playoff appearances in the past 20 seasons.
- Before his time with the Patriots, Quinn was a graduate assistant in the athletic department at the University of Connecticut (1998-99), where he earned his master's degree in sports management from in 2000 and completed his undergraduate studies in 1998.
- A native of Norwood, Mass., he and his wife, Julie, have a son, Kyle, and daughter, Grace.



JIMMY RAYE III

**SENIOR EXECUTIVE ADVISOR TO THE GM
SCHOOL SAN DIEGO STATE UNIVERSITY
HOMETOWN FAYETTEVILLE, N.C.
NFL EXPERIENCE 28TH YEAR
BROWNS EXPERIENCE 2ND YEAR**

KEY NOTES

- Jimmy Raye III is in his 28th season in the NFL, and his second year with the Cleveland Browns. He serves as Senior Executive Advisor to Browns General Manager Andrew Berry.
- Raye most recently spent 2018-21 with the Detroit Lions, where he was a Senior Personnel Executive.
- In 2017, he served as Vice President of Player Personnel and Assistant General Manager of the Houston Texans. With the Texans, he handled the day-to-day responsibilities in the player procurement process.
- From 2013-16, Raye served as the Vice President of Football Operations for the Indianapolis Colts. With the Colts, Raye assisted with personnel matters regarding the roster, salary cap, free agency, and NFL Draft. He also oversaw numerous operational and administrative aspects as part of his role.
- Notably, Raye led the charge of the acquisitions of 14 undrafted free agents who played at least one regular season game in their rookie seasons. With the Colts, the team never had a losing season, won two division titles, reached an AFC Championship game, and won an NFL-record 16 consecutive games against division opponents.
- Raye spent the bulk of his administrative NFL career with the San Diego Chargers

from 1996-2012. From 2008-12, he served as Director of Player Personnel where he oversaw the Chargers' scouting departments and assisted on all player personnel matters. From 2000-08, Raye was the Director of College Scouting for the team after spending 1996-2000 as a team scout.

- With the Chargers, he helped in the drafting of numerous Pro Bowlers, including LaDainian Tomlinson, Drew Brees, Philip Rivers, Vincent Jackson, Darren Sproles, Antonio Cromartie, Eric Weddle, and Melvin Ingram. Raye also played a role in notable undrafted free agent signings such as Antonio Gates, Kassim Osgood, Mike Tolbert, and Wes Welker.
- Raye spent one season as an offensive quality control coach for the Kansas City Chiefs in 1995.
- He also spent Spring 1995 working for the Amsterdam Admirals of the World League. In 1994, he served as wide receivers coach at Irvine (CA) High School, his alma mater.
- As an NFL player, he spent time with the Los Angeles Rams (1991), San Diego Chargers (1992), and Houston Oilers (1993). From 1986-90, Raye played wide receiver for San Diego State University, where he finished with 111 career catches and earned a bachelor's degree in public administration.
- Raye earned the Fritz Pollard Alliance "Salute to Excellence" Award both in 2014 and 2015. The award recognizes those who display outstanding performance through the year on the field and in the front office of the NFL.
- He attended the 2003 NFL Stanford Executive Education program in its inaugural year at Stanford Business School and again in 2013 at the NFL Career Symposium at University of Pennsylvania Wharton Business School.
- In 2016, he was invited to attend the NFL's inaugural General Managers' Workshop at the League office.
- Raye is a native of Fayetteville, N.C. His father, Jimmy Raye II, played for the Philadelphia Eagles in 1969 and currently works as a senior advisor to Troy Vincent, the NFL's Executive Vice President of Football Operations.



ADAM AL-KHAYYAL

DIRECTOR, PRO SCOUTING
SCHOOL PRINCETON UNIVERSITY
HOMETOWN ATLANTA, GA.
NFL EXPERIENCE 9TH YEAR
BROWNS EXPERIENCE 9TH YEAR

KEY NOTES

- Adam Al-Khayyal is in his ninth year with the Browns in 2022 and second as director of pro scouting. He was most recently assistant director of pro personnel for two years.
- In his role, he manages day-to-day pro scouting initiatives and roster transactions, while contributing to college scouting and strategic roster decisions.
- Al-Khayyal joined the organization as an intern in 2015 and spent two seasons assisting with player personnel and football administration, before being promoted to area scout in 2017, covering the West and Midwest regions.
- Prior to joining the Browns, he held associate and coordinator positions at ESPN, working in various research capacities.
- Al-Khayyal played collegiately as a wide receiver at Princeton. He graduated with a BA in economics in 2012.
- Born and raised in Atlanta, Ga., Adam currently resides in Westlake, Ohio with his wife, Tanya Hanna.




MIKE CETTA

DIRECTOR, SCOUTING RESEARCH
SCHOOL UNIVERSITY OF MINNESOTA
HOMETOWN DOWNERS GROVE, ILL.
NFL EXPERIENCE 11TH YEAR
BROWNS EXPERIENCE 11TH YEAR

KEY NOTES

- Mike Cetta is in his 11th year with the Browns player personnel staff and eighth as a director.
- In his role, Cetta drives scouting operations that create data used by the research and strategy group to generate insights and analysis for player personnel, along with contributions to the broader departmental scouting and research functions.
- Cetta most recently served as the department's project coordinator in 2015. Prior to that role, he came to Cleveland in 2013 as an analytics intern and worked as a scouting intern in 2014.
- A native of Downers Grove, Ill., Cetta graduated from the University of Minnesota and currently resides in Cleveland with his wife, Kelly Fox.



BRADLEY DEANGELIS

DIRECTOR, FOOTBALL INFORMATION SYSTEMS
SCHOOL ITT TECHNICAL INSTITUTE
HOMETOWN LINCOLN PARK, MICH.
NFL EXPERIENCE 12TH YEAR
BROWNS EXPERIENCE 12TH YEAR

KEY NOTES

- Bradley DeAngelis originally joined the Browns in 2009 as a software developer intern.
- After two years with the Cleveland Cavaliers, he returned in 2013 as a software developer moving through the ranks in the football information systems department to director of football information systems in 2020.
- As director of football information systems, DeAngelis leads all Browns' football information systems efforts, as he is one of the original architects of the Browns' internal database.
- He attended ITT Technical Institute in Strongsville, Ohio.
- DeAngelis and his wife, Jackie, currently live in Middleburg Heights, Ohio with their children, Casey and Holden.



TYLER HAMBLIN

DIRECTOR OF FOOTBALL OPERATIONS
SCHOOL HARVARD UNIVERSITY
HOMETOWN SYRACUSE, N.Y.
NFL EXPERIENCE 7TH YEAR
BROWNS EXPERIENCE 7TH YEAR

KEY NOTES

- Tyler Hamblin is in his seventh season with the Browns and his second as director of football operations.
- In his role, Hamblin manages day-to-day football operations initiatives.
- He also works closely with the high performance, equipment, player engagement, video and FIS groups.
- Additionally, Tyler will also continue to contribute to scouting, football research and strategic roster decisions.
- In his previous two seasons with the Browns (2020-22), Hamblin was a football operations coordinator and worked primarily in player personnel, football research and strategy and football operations.
- In his first three seasons with the Browns (2017-20), Hamblin was a scouting assistant.
- Prior to joining the Browns in June 2017, Hamblin worked as a secondary government and sociology teacher and an assistant varsity football coach in his hometown of Syracuse, N.Y.
- He also had a brief teaching stint in Baltimore, Md.
- Hamblin graduated from Harvard University with a Bachelor of Arts (Sociology) and played tight end on the Crimson football team.
- He's married to his wife, Venessa, who serves as the senior manager of football development for the NFL.



MAX PAULUS

DIRECTOR, COLLEGE SCOUTING
SCHOOL DENISON UNIVERSITY
HOMETOWN MASSILLON, OHIO
NFL EXPERIENCE 11TH YEAR
BROWNS EXPERIENCE 11TH YEAR

KEY NOTES

- Max Paulus is in his 11th year with the Browns player personnel staff and his second as director of college scouting, following six years as an area scout.
- In his role, Paulus is primarily responsible for the college scouting department's day-to-day operations, contributes to all strategic decisions regarding draft-eligible prospects and participates in pro scouting initiatives.
- Paulus served as a scouting assistant for two seasons (2014-15) after he began working with the Browns as a scouting intern in 2013.
- Prior to his time in Cleveland, Paulus played football at Denison University for four years, starting at quarterback for three and serving as a captain during his senior season.
- He graduated with bachelor's degrees in economics and history.
- A native of Massillon, Ohio, Paulus and his wife, Tory, currently reside in Nashville, Tenn.



DAN SAGANEY

DIRECTOR, PLAYER PERSONNEL
SCHOOL COLBY COLLEGE
HOMETOWN NORFOLK, MASS.
NFL EXPERIENCE 15TH YEAR
BROWNS EXPERIENCE 15TH YEAR

KEY NOTES

- Dan Saganey is in his 15th season as a member of the Browns player personnel staff and fourth as director of player personnel.
- Saganey works with Executive Vice President of Football Operations and General Manager Andrew Berry and the rest of the senior football staff to contribute to all roster and strategic football decisions. Additionally, he works alongside vice president of player personnel Glenn Cook to run the day-to-day college and pro operations of the player personnel department.
- He spent four years (2016-19) as the team's director of pro scouting, tracking player movement around the league, conducting advance scouting of Browns' opponents, helping prepare the staff during pro free agency and being involved in the evaluation of college prospects.
- Saganey previously worked as a manager of player personnel (2014-15), a pro scout (2011-13) and a player personnel assistant (2009-10).
- Prior to joining the Browns, Saganey spent two seasons as a coach at Harvard University, first assisting with the defensive line (2007) and then tutoring the wide receivers (2008). During his two seasons in Cambridge, the Crimson captured back-to-back Ivy League Championships for only the third time in school history.
- He began his coaching career in 2006 as the tight ends/tackles coach at Bentley College in Waltham, Mass.
- A native of Norfolk, Mass., Saganey earned a degree in government from Colby College, where he spent four years as a member of the Mules' offensive line.
- Saganey and his wife, Heidi, have a son, Brock, and two daughters, Blake and Colbie.



TAYLOR YOUNG

DIRECTOR, FOOTBALL ADMINISTRATION

SCHOOL OHIO STATE UNIVERSITY

HOMETOWN COLUMBUS, OHIO

NFL EXPERIENCE 6TH YEAR

BROWNS EXPERIENCE 3RD YEAR

KEY NOTES

- Taylor Young is in her third season as the team's director of football administration and fifth in the NFL.
- In her role, Young works directly with Browns Vice President of Football Administration Chris Cooper, as well as the coaching and player personnel staffs, to help manage the salary cap and negotiate player contracts.
- Prior to her tenure with the Browns, Young was the football administration coordinator with the Minnesota Vikings during the 2019 and 2020 seasons, after being promoted from football administration intern following 2018.
- Before her time in the NFL, Young acted as an administrative and recruiting assistant with the Ohio State University football team from 2016-18, a role she held while earning her undergraduate degree in business administration.
- Young graduated from Ohio State in 2018 and is a native of Columbus, Ohio.



ZACH AYERS

NATIONAL SCOUT

SCHOOL WESTERN OREGON UNIVERSITY

HOMETOWN ALBANY, ORE.

NFL EXPERIENCE 9TH YEAR

BROWNS EXPERIENCE 9TH YEAR

KEY NOTES

- Zach Ayers is entering his ninth year with the Browns and his second as a national scout, following six years as a road scout.
- He also held various roles in the player personnel department his first three seasons with the club.
- Ayers serves as the primary cross-checker in the west region of the country in his new role.
- He was previously responsible for scouting college players in the southwest region of the country after serving as a scouting assistant from 2015-16. From 2013-15, he worked on scouting projects.
- Prior to his time in Cleveland, Ayers was the assistant defensive coordinator for South Albany High School from 2010-12 and JV defensive coordinator for North Salem High School from 2008-10.
- A native of Albany, Ore., Ayers graduated from Western Oregon University with a bachelor's degree in interdisciplinary studies.
- He and his wife, Sarah, have a daughter, Paxtyn, and a son, Brooks.



CHRIS BUFORD

NATIONAL SCOUT

SCHOOL BAYLOR UNIVERSITY

HOMETOWN ARLINGTON, TEXAS

NFL EXPERIENCE 12TH YEAR

BROWNS EXPERIENCE 2ND YEAR

KEY NOTES

- Chris Buford joined the Browns in 2022 after 10 seasons with the Miami Dolphins, the last three of which he focused on the Southwest region of the country.
- Buford started his career with the Dolphins in 2012 as an assistant in the team's scouting department, where he provided support to all levels of the department while focusing on overall evaluation and preparation for the NFL Draft. He spent the 2015-17 seasons covering the Midwest and covered the Northeast region in 2014.
- Prior to his break in the NFL, Buford was a four-year letterwinner at defensive tackle for the Baylor football team (2007-10). He appeared in 30 games in his career and, as a senior, he was a part of a Bears football team that made its first bowl appearance since 1994.
- A native of Arlington, Tx., Buford was a four-time member of the Big 12 Commissioner's Honor Roll list and earned a degree in education with a minor in corporate communications. He later received his master's degree from Baylor in sport management in 2012.
- He and his wife, Jasmine, have two daughters, Charley Rose and Rhyann.



JOSH COX

AREA SCOUT

SCHOOL UNIVERSITY OF ALABAMA

HOMETOWN SANTA BARBARA, CALIF.

NFL EXPERIENCE 9TH YEAR

BROWNS EXPERIENCE 8TH YEAR

KEY NOTES

- Josh Cox is entering in his eighth year with the Browns player personnel staff and second as the team's West Coast Area scout.
- Cox rejoined the team as an area scout in the Pacific Northwest in 2020, after previously having served as the team's Southwest Area scout from 2018-19.
- He spent part of 2019 as an area scout for the Senior Bowl.
- Cox served as a scouting assistant for two seasons (2016-17) after he began working with the Browns as a film analyst in 2015.
- Prior to his time in Cleveland, Cox was a recruiting specialist for the University of Alabama from 2012-15.
- He was also a player engagement intern for the Kansas City Chiefs for a short time in 2013 and 2014.
- A native of Santa Barbara, Calif., Cox graduated from Alabama with a degree in exercise science in 2015.
- He currently resides in Denver, Colo.



JOE DEVER

AREA SCOUT

SCHOOL MERCYHURST UNIVERSITY

HOMETOWN CLEVELAND, OHIO

NFL EXPERIENCE 5TH YEAR

BROWNS EXPERIENCE 5TH YEAR

KEY NOTES

- Joe Dever is in his second season as Mid Atlantic scout after spending two seasons (2020-21) as a scouting assistant for the Browns.
- Dever joined the team as a scouting intern in 2019 after two years as a graduate assistant at John Carroll University.
- Dever earned a Master of Business Administration from John Carroll and his bachelor's from Mercyhurst University, where he was a two-time All-Conference linebacker and Team Captain.
- Before joining the staff at John Carroll, Dever worked as an analyst for Forest City Realty Trust in downtown Cleveland.
- The Cleveland, Oh. native is an alumnus of St. Edward High School.



MATT DONAHOE

AREA SCOUT

SCHOOL ALLEGHENY COLLEGE

HOMETOWN PITTSBURGH, PA.

NFL EXPERIENCE 11TH YEAR

BROWNS EXPERIENCE 6TH YEAR

KEY NOTES

- Matt Donahoe is in his sixth season as a member of the Browns player personnel department and his 11th in the NFL.
- Donahoe's primary responsibilities include evaluating college talent in the Southeast Area.
- He previously served as an area scout for the Kansas City Chiefs, where he covered the Northeast region of the country from 2015-17.
- Prior to being promoted to that post, Donahoe spent 2014 as a NFS scout, overseeing the states of Missouri, Kansas, Nebraska and Illinois.
- He originally entered the NFL as the Chiefs' scouting intern in 2013, assisting in daily scouting activities, compiling player personnel information and attending various professional and college games.
- Additionally, Donahoe has previous experience working in Green Bay as the Packers' summer scouting intern in 2012.
- The Pittsburgh, Pa. native has also spent multiple training camps serving as a ball boy for the Pittsburgh Steelers and Buffalo Bills.
- A graduate of Allegheny College, Donahoe was a four-year letterman in golf and a two-time Academic All-American.
- He earned his degree in economics with a minor in communication arts in 2012.



BRANDEN FRANCIS

PRO SCOUT

SCHOOL LIBERTY UNIVERSITY

HOMETOWN HERNDON, VA.

NFL EXPERIENCE 9TH YEAR

BROWNS EXPERIENCE 9TH YEAR

KEY NOTES

- Branden Francis is in his ninth year with the Browns player personnel staff and sixth as a scout.
- Francis does advance scouting of upcoming opponents, is a significant contributor to the free agency process and supports all pro functions in his role.
- Francis joined the Browns as a player personnel intern in 2015 and transitioned into a scouting assistant prior to the start of the 2016 season.
- Before his time with the Browns, Francis served as an intern in the football operations department at Liberty University during the fall of 2015.
- A native of Herndon, Va., Francis graduated from Liberty with a degree in sports management in 2015.
- He currently resides in Cleveland, Ohio.



SHAWN HEINLEN

AREA SCOUT

SCHOOL UNIVERSITY OF FLORIDA

HOMETOWN JUPITER, FLA.

NFL EXPERIENCE 24TH YEAR

BROWNS EXPERIENCE 2ND YEAR

KEY NOTES

- Shawn Heinlen is in his 24th season in the NFL and came to the Browns in 2022 after spending the last four years with the Philadelphia Eagles as their Southwest Area scout.
- Prior to his time in Philadelphia, Heinlen spent 16 seasons with the Buffalo Bills. From 2003-17, he served as a college area scout after being promoted from the team's college scouting administrator (2001-2003).
- Heinlen began his career with the Bills as a training camp intern in 2001, then transitioned to player personnel analyst at the league office for two seasons (2000-01).
- He is a Jupiter, Fla. native and University of Florida grad, where he earned a bachelor's degree in Finance and a master's in Sports Administration.
- Shawn, his wife, Missy, and two sons, Colton and Knox, reside outside Frisco, Texas.



GERALD MCCULLY

AREA SCOUT

SCHOOL THE CITADEL

HOMETOWN TAMPA, FLA.

NFL EXPERIENCE 9TH YEAR

BROWNS EXPERIENCE 9TH YEAR

KEY NOTES

- Gerald McCully is in his ninth season on the Cleveland Browns player personnel staff, after serving as a part-time scout for the Montreal Alouettes from 1997-2014.
- Prior to his work with the Alouettes, McCully coached running backs and linebackers for the Arena Football League's Florida Bobcats from 1995-97.
- From 1987-93, McCully worked at The Citadel, his alma mater, as the tight ends coach, recruiting coordinator and academic coordinator.
- While in college, he played nose guard from 1981-83 and finished his schooling as a student trainer from 1983-85.
- He went on to coach at his alma mater, Jesuit High School, in Tampa, Fla. from 1985-87.
- He continued his high school coaching career with stops in Florida and South Carolina from 1993-2015.
- McCully worked part-time for Terry Forbes Recruit Evaluations, where he evaluated Illinois, Indiana, Missouri and Florida from 1997-2002.



KATHLEEN WOOD

AREA SCOUT

SCHOOL DREXEL UNIVERSITY

HOMETOWN PHILADELPHIA, PA.

NFL EXPERIENCE 4TH YEAR

BROWNS EXPERIENCE 4TH YEAR

KEY NOTES

- Kathleen Wood is in her fourth season with the Browns player personnel staff and third as the team's Northeast area scout.
- In her role, Wood scouts the Northeast region of the United States, serving as the primary evaluator of all draft-eligible players, along with assisting the pro department with crosschecks of upcoming veteran free agents.
- In 2020, Wood was the team's first-ever scouting fellow and helped scout the Southeast and Midwest schools of the country.
- Wood came to the Browns from the Reese's Senior Bowl, where she acted as a regional college scout, with every player she evaluated getting drafted in 2019.
- Prior to her time with the Senior Bowl, Wood earned an internship with the Philadelphia Eagles personnel department during training camp in 2018 and was named a Nunn-Wooten Fellow with the Buffalo Bills during the summer of 2017. She also acted as a shadow intern with the Miami Dolphins that same summer.
- Wood was also selected to and participated in the prestigious NFL Women's Career in Football Forum in 2018 and previously trained at The Scouting Academy.
- Wood came to the NFL following a 14-year career in the Mid-Atlantic Detective Bureau, where she was most recently the president. With the Bureau, she sourced insight, conducted background checks, and mitigated risk.
- She attended Drexel University and is a native of Philadelphia, Pa.
- Wood is married to her wife, Lisa.



DAN ZEGERS

AREA SCOUT

SCHOOL ST. NORBERT COLLEGE

HOMETOWN DE PERE, WISC.

NFL EXPERIENCE 20TH YEAR

BROWNS EXPERIENCE 6TH YEAR

KEY NOTES

- Dan Zegers is in his sixth year with the Browns and fourth year as an area scout.
- Zegers spent 2018-19 as personnel coordinator for the team, where he played a vital role in handling college scouting logistics and planning.
- He was promoted to Midwest area scout in 2020, evaluating players in the Midwest region of the country. His area includes schools in Minnesota, Iowa, Wisconsin, Illinois, Indiana, Nebraska, North Dakota, South Dakota and Michigan.
- Prior to joining the Browns, Zegers spent five years in the Chiefs personnel department, serving as player personnel assistant (2013-17) and college scouting coordinator (2017-18).
- He began his career in Green Bay as an equipment assistant, spending multiple years in that role before officially entering the scouting department as a scouting assistant in 2007.
- Zegers is a graduate of St. Norbert College.
- He's married to his wife, Amanda, and the couple have two daughters, Gianna and Yasmina, and a son, Zeke.
- Zegers currently resides in De Pere, Wisc.



RON BREWER

DIRECTOR, PLAYER ENGAGEMENT

SCHOOL UNIVERSITY OF NORTH CAROLINA

HOMETOWN CHESAPEAKE, VA.

NFL EXPERIENCE 11TH YEAR

BROWNS EXPERIENCE 9TH YEAR

KEY NOTES

- Ron Brewer is in his ninth season with the Browns and fourth as director of player engagement.
- Brewer helps to ensure the successful transition of NFL players into professional football through a number of character development programs.
- He oversees programs that include the Rookie Professional Development Program, Rookie Success Program, undergraduate and graduate degree completion, internships, financial education and additional educational sessions, which range from domestic violence awareness to leadership.
- Over the last seven years, Brewer assisted over 60 players in completing coursework toward undergraduate or master's degrees, while others participated in internships and job shadowing opportunities.
- Prior to the Browns, Brewer spent two seasons at his alma mater, North Carolina, as the director of player development and recruiting. He also spent time at the NCAA as the assistant director of leadership development.
- With the NCAA, he oversaw national professional development programs for athletes, administrators and coaches. Brewer also worked at SMU (academic support/life skills coordinator), LSU (academic advisor) and with the Minnesota Vikings (player development coordinator).
- A native of Chesapeake, Va., Brewer earned undergraduate and master's degrees from UNC, where he lettered as a cornerback. With the Tar Heels, he worked his way from a walk-on to earning a scholarship to team captain as a senior.



BRAD MELLAND

DIRECTOR, EQUIPMENT OPERATIONS
SCHOOL UNIVERSITY OF NORTH DAKOTA
HOMETOWN WILLISTON, N.D.
NFL EXPERIENCE 26TH YEAR
BROWNS EXPERIENCE 19TH YEAR

KEY NOTES

- Brad Melland is in his 19th season overseeing the Browns' equipment operations and 26th in the NFL after serving as the assistant equipment manager for the Seattle Seahawks for seven seasons (1998-2004).
- Melland was voted by his peers as the NFL Equipment Manager of the Year in 2013.
- Along with assistants Jim McLaughlin, Kory Gillissie and Vincent Herzog, Melland manages a staff of over 10 and oversees purchasing, fitting, customizing and issuing of all playing equipment for the club.

- Melland and his staff also concentrate on player health and safety, making sure all equipment safety parameters are met to aid in the protection of Browns players. Additionally, the department installs and monitors GPS tracking in helmets, shoulder pads and cleats during practices and games.
- As the director of equipment operations, Melland sees that 17,000 to 20,000 pounds of equipment makes its way to away stadiums for road games, making an opponent's facility feel a little more like home for the Browns.
- In 2020, Melland saw his second uniform change implemented during his Browns tenure. He worked with Nike and the team's front office to guarantee a successful launch for the look of the organization's future.
- Prior to his stint in Seattle, Melland worked in three other professional leagues, including the Canadian Football League (1996-98), where he was the assistant director of football operations, head equipment manager and travel coordinator for the Montreal Alouettes.
- Melland also has experience with the Baltimore Stallions (1994-95) of the Canadian Football League, the World League's Rhein Fire (1995) and Orlando Thunder (1991-92) and the Arena Football League's Tampa Bay Storm (1993).
- A native of Williston, N.D., Melland graduated from Williston High School and the University of North Dakota, where he earned his BBA in management.
- He and his wife, Tanya, a native of Montreal, Canada, have four children: Christopher, Caeli, Jaime and Jace.



ROB PAVLAS

VIDEO DIRECTOR

SCHOOL THE OHIO STATE UNIVERSITY

HOMETOWN WESTLAKE, OHIO

NFL EXPERIENCE 15TH YEAR

BROWNS EXPERIENCE 15TH YEAR

KEY NOTES

- Rob Pavlas is in his 15th season with the Browns and eighth as video director. He joined the club as assistant video director in 2009 and was promoted to video director in 2016.
- Along with assistants Ricky Palmer, Adam Klepek and Nick Byford, Pavlas handles all of the audio/visual needs for coaches, player personnel staff and players.
- They record all practices and games, breaking each down into smaller elements to provide the team with as much detail as possible for game and opponent preparation.
- Prior to the Browns, Pavlas worked for DVSport Software (2006-09) and the University of Akron (2004-06). With the Zips, he was the head video contact for football and men's basketball.
- Pavlas earned his undergraduate and master's degrees from The Ohio State University. As a student, Pavlas worked in the football video department and was a part of the staff when the Buckeyes won the 2002 National Championship.
- He and his wife, Carmina, have a son, Lucas, and daughter, Cruz.



CHRIS POWELL

HEAD GROUNDSKEEPER

SCHOOL CENTRAL MISSOURI UNIVERSITY

HOMETOWN URICH, MO.

NFL EXPERIENCE 27TH YEAR

BROWNS EXPERIENCE 27TH YEAR

KEY NOTES

- Chris Powell is in his 27th season with the Browns and 24th as head groundskeeper. He originally served the Browns as the assistant head groundskeeper from 1992-94 and started back up with the club in his current role when the team returned to Cleveland in 1999.
- Powell works closely with stadium field manager Neal Pate and grounds supervisor Scott Springer in overseeing all aspects of field and grounds management at FirstEnergy Stadium and the Browns training facility.
- In addition to football games, Powell leads the efforts for other events at both locations, such as concerts, soccer matches and training camp.
- Powell is also a member of the National and Ohio Sports Turf Managers Associations and the Ohio Turf Foundation.
- Between stints in Cleveland, Powell served as the grow-in supervisor in 1994 at Arrowhead Stadium in Kansas City, Mo. when the Chiefs transitioned from turf to natural grass.
- From 1995-97, he also worked as a turf consultant for Northwestern football and MiLB Norwich Navigators while working part-time with the Chiefs.
- A native of Urich, Mo., Powell graduated from Central Missouri University with a bachelor's degree in parks and recreation with a focus in park management.
- Powell and his wife, Stephanie, have two daughters, Katelyn and Ella, and a son, Andrew. They currently reside in Berea, Ohio.



JOE SHEEHAN

**SENIOR VICE PRESIDENT, PLAYER HEALTH AND DEVELOPMENT
SCHOOL UNIVERSITY OF CONNECTICUT**
HOMETOWN GLASCO, N.Y.
NFL EXPERIENCE 24TH YEAR
BROWNS EXPERIENCE 15TH YEAR

KEY NOTES

- Joe Sheehan is in his 15th season with the Browns and his fourth as senior vice president of player health and development. Sheehan served as vice president of the department from 2018-19 after being promoted from head athletic trainer.
- Working closely with assistants Gordon Williams, Anthony Trem, Pat Rock, Maikee Migallos and Stefan Varner, Sheehan is responsible for managing the day-to-day care of Browns players in coordination with team physicians.
- He and his staff work synonymously with the club's strength and conditioning staff and performance dietician, creating a true team approach to the overall care of Browns players.
- Sheehan has played a key role in keeping the club's coaches, players and staff safe throughout the COVID-19 pandemic by managing its safety protocols.
- Sheehan previously spent one year (2008) as the coordinator of athletic training and sports medicine at the University of Arkansas. With the Razorbacks, Sheehan coordinated and managed the medical care for more than 450 student-athletes competing in 19 intercollegiate sports. He also served as the lead athletic trainer for the school's football team.
- The 2023 season will mark Sheehan's

24th in the NFL on a full-time basis, having spent his first nine years in the league as a member of the athletic training staff of the Jacksonville Jaguars, including the final three as an assistant athletic trainer and the director of rehabilitation.

- In that role, Sheehan developed and administered player rehabilitation protocols for the organization. He was responsible for all aspects of medical documentation. Sheehan also assisted with the design and implementation of the team's offseason strength and conditioning program.
- Sheehan is a certified athletic trainer (ATC), a certified strength and conditioning specialist (CSCS), a certified performance enhancement specialist (PES) and a certified corrective exercise specialist (CES).
- Sheehan began his affiliation with the Jaguars as a seasonal athletic trainer in 1997. In the spring of 1998, he served as an assistant athletic trainer for the Barcelona Dragons as part of NFL Europe.
- He returned to the Jaguars as a seasonal athletic trainer in the fall of 1998 before being hired full-time by Jacksonville in 1999. He was promoted three times on the Jaguars' staff before assuming his most recent position in June 2005. In 2003, he was part of a staff that earned the distinction of NFL Athletic Training Staff of the Year.
- Sheehan earned his bachelor's of science degree from the University of Connecticut in 1997. He was a member of the Dean's List and National Honor Society at UConn.
- He earned his master's of science degree in exercise science and health promotion/rehabilitation science from California University of Pennsylvania in 2007.
- He is a member of the National Athletic Trainer's Association, the National Strength and Conditioning Association, the National Academy of Sports Medicine, and the Professional Football Athletic Trainer's Society, where he served on the organization's executive committee and the education committee.
- Sheehan and his wife, Lisa, have two daughters, Rachel and Kelsey, and a son, Brendan.



CARSON WALCH

DIRECTOR, PLAYER DEVELOPMENT
SCHOOL WINONA STATE UNIVERSITY
HOMETOWN ELGIN, MINN.
NFL EXPERIENCE 7TH YEAR
BROWNS EXPERIENCE 3RD YEAR

KEY NOTES

- Carson Walch enters his third season with the Browns in 2023 and first as the team's director of player development
- In his role, Walch acts as the focal point between various departments, with a primary focus on strengthening the team's information flow and aligning its resources to accomplish player-related goals.
- This year marks Walch's seventh season in the NFL, after most recently being the Philadelphia Eagles wide receivers coach (2019).
- He originally joined the Eagles coaching staff in 2018 as assistant wide receivers coach and was an offensive quality control coach/assistant wide receivers coach with the Chicago Bears from 2013-14.

- During his first season with the Eagles, Walch worked with a unit that featured veteran wide receivers Alshon Jeffery and Nelson Agholor. Under Walch's direction, Jeffery recorded his highest receiving yardage (843) and reception totals (65) in a single season since 2014, despite missing the first three games of the regular season. He also received a Pro Bowl nod.
- Agholor also recorded career highs in receptions (64) and yards after the catch (350).
- Additionally, Walch helped direct WR Brandon Marshall to two Pro Bowl selections (2012-13) while in Chicago.
- Walch went to Philadelphia after two seasons with the Edmonton Eskimos of the Canadian Football League as offensive coordinator/wide receivers coach (2017) and receivers/passing game coordinator (2016). He was also the quality control/wide receivers coach of the Montreal Alouettes from 2010-12 and the club won the Grey Cup in 2010.
- Walch also possesses a wealth of NCAA coaching experience, spending time with the University of Minnesota, Winona State University, University of St. Thomas and Dakota State University.
- Walch was an All-American, all-region and all-conference running back, receiver and return specialist for Winona State from 1996-99, while also serving as a team captain.
- During his final season, he was named a regional finalist for the Harlon Hill Award, which is earned by the top player in NCAA Division II football.
- He was inducted into the school's Hall of Fame and named to the program's All-Century Team for his performance during his four years at Winona State.
- Walch has an undergraduate and master's degree in education from Winona State and is a native of Elgin, Minn.



JAMES E. VOOS, M.D.

HEAD TEAM PHYSICIAN

SCHOOL UNIVERSITY OF KANSAS

HOMETOWN KANSAS CITY, MO.

NFL EXPERIENCE 14TH YEAR

BROWNS EXPERIENCE 10TH YEAR

KEY NOTES

- James E. Voos, MD is in his 10th season as head team physician for the Cleveland Browns.
- Dr. Voos is the Jack and Mary Herrick Distinguished Chairman in Orthopaedics and Sports Medicine at University Hospitals and the Charles Herndon Chair in Orthopaedics at Case Western Reserve University, where he is an associate professor.

- Originally from Kansas City, Mo., Dr. Voos earned his medical degree from the University of Kansas.
- He performed his orthopedic surgery residency and sports medicine fellowship at the US News & World Report's No. 1 ranked Hospital for Special Surgery in New York, where he was an assistant team physician for the New York Giants and WNBA New York Liberty.
- Dr. Voos also previously served as a team physician for the Kansas City Chiefs and as head physician for the Kansas City Ballet.
- Dr. Voos has published more than 50 scientific publications and book chapters. His areas of expertise include wearable performance technology, surgical treatment of ACL and multi-ligament knee injuries, shoulder instability, hip femoroacetabular impingement (FAI) and elbow Tommy John injuries.
- He's a committee member for the American Orthopaedic Society for Sports Medicine (AOSSM) STOP Sports Injuries initiative.
- Additionally, Dr. Voos volunteers as a team physician for local collegiate, high school and youth sports and serves as Medical Co-Director for the Cleveland Marathon and Cleveland Triathlon. Recently, Dr. Voos was named Medical Director for the Cleveland Ballet.
- Dr. Voos' wife, Kristin, is a neonatologist. They have three children: Kalli, K.C. and Klara.



SEAN A. CUPP, M.D.

LEAD MEDICAL PHYSICIAN
SCHOOL UNIVERSITY OF OKLAHOMA
HOMETOWN WATONGA, OKLA.
NFL EXPERIENCE 10TH YEAR
BROWNS EXPERIENCE 10TH YEAR


KEY NOTES

- Sean A. Cupp, MD is in his 10th season as lead medical physician for the Cleveland Browns.
- Dr. Cupp is Co-Director of Sports Medicine and Assistant Professor at University Hospitals Cleveland.
- Originally from rural western Oklahoma, Dr. Cupp earned his medical degree from the University of Oklahoma before receiving his family medicine training at the University of Alabama Birmingham-Huntsville Family Practice residency in north Alabama.


- He returned home for his Primary Care Sports Medicine Fellowship at the University of Oklahoma Medical Center in Oklahoma City and then joined a busy private orthopedic practice in Lawrence, Kan.
- Dr. Cupp has spent his entire career in athletic medicine. For the decade prior to arriving in Cleveland, he practiced medical sports medicine and non-surgical orthopedics in northeast Kansas while serving as the assistant head medical physician for the University of Kansas Jayhawks and the head team physician for Baker University Wildcats.
- Additionally, Dr. Cupp volunteers as a sports medicine consultant for the Mid-American Conference, Kent State University and Diocese of Cleveland Catholic Youth Organization Football.
- He also serves as a team physician for local high school and youth sports teams, including the Greater Cleveland Football Coaches Association All-Star Game.
- Dr. Cupp is a Fellow in the American Academy of Family Physicians and an active member of the American Medical Society for Sports Medicine and the NFL Physicians Society.
- He continues to practice sports medicine with University Hospitals Orthopedics. His interests include musculoskeletal medicine, medical issues of the athlete, non-surgical joint preservation, sports ultrasound and ultrasound-guided joint injections.
- Dr. Cupp and his wife, Keri, have three children: Charlotte, Christian and Caleb.

CLEVELAND BROWNS STAFF

STAFF



Larissa Adams
Membership
Development
Specialist



Mike Annarella
Coordinator,
Communications




Leah Archual
Senior Manager,
Digital Media



Renne Arko
Coordinator,
Scoreboard
Operations


PLAYERS




Nolan Badalucco
Berea Security Officer



Anthony Baucco
Producer



Tare Beaver
Membership
Development
Specialist



Will Black
Manager,
Managing Partner
Operations

2021 SEASON




Cory Blessing
Support Services
Manager



Andrew Bossard
Assistant
Groundskeeper




John Boykin
Manager,
Security



Jess Brooks
Manager,
Human Resources

HISTORY



Nick Byford
Video Assistant



Katelyn Caniford
Manager,
Inside Sales




Shaun Card
Assistant
Groundskeeper



Chris Cola
Coordinator,
Berea Facilities

RECORDS



Chavis Cook
Coordinator of
Team Travel



Brandon Covert
Vice President,
Information
Technology




Jud Covert
Network Administrator




Phil Dangerfield
Vice President,
Operations

GAME DAY


CLEVELAND BROWNS STAFF



Samantha Daugherty
Director of Finance




Drew Davidson
Production Manager



Bill Davis
Berea Security Officer




Jason Decker
Senior Manager,
Ticket Operations




Scott DiBenedetto
Scouting Assistant /
Coaching Analyst




Clete Diener
Coordinator,
Stadium Operations



Anthony Fabiano
Scouting Assistant



Makenzie Fairfield
Coordinator,
Fan Experience &
Special Events



Shannon Fischer
Director,
Partnership Activation




John Frain
Director,
Security



Aerial Garcia
HVAC Technician




Jason Gibbs
Radio Producer




Kory Gillissie
Assistant Director,
Equipment Operations



Kory Gillman
Manager,
Partnership Activation



Dave Goessler
Senior Financial Advisor



Daniel Goldberg
Sales and Marketing
Systems Coordinator



Mike Good
Manager,
Stadium Operations



Sam Grabinski
Manager,
Premium Development



Romie Graham
Manager,
Youth Football



Andrew Gribble
Director,
Digital Media

STAFF

PLAYERS

2023 SEASON


HISTORY

RECORDS


GAME DAY

CLEVELAND BROWNS STAFF

STAFF



Brian Gross
Manager, Premium
Development



Tyler Hamblin
Director of Football
Operations



Joe Hamlin
Director,
Corporate Partnership
Strategy



Lily Hammel
Video Editor

PLAYERS




Rich Hanchette
Motion Graphic Artist



Riley Hecklinski
Scouting Assistant




Lizzie Heidenreich
Manager,
Cleveland Browns
Foundation




Jack Heidenthal
Membership
Development
Specialist


2021 SEASON




Vincent Herzog
Equipment Assistant



Russell Horn
Assistant
Groundskeeper




Rachel Huffman
Data Analyst,
Partnership Insights




Don Husted
Director,
Stadium Facilities

HISTORY




Andrew Jackson
Data Architect /
System Developer



Sydney Jascoe
Membership
Development
Specialist




Leanne Jones
Senior Manager,
Marketing




Mike Judge
Director,
Membership
Development

RECORDS




Omar Jufko
Manager,
Stadium Security



Chris Justik
Stadium Maintenance
Technician




Bridget Kakos
Senior Director,
Partnership Activation




Xavier Kanis
Inside Sales
Representative

GAME DAY

CLEVELAND BROWNS STAFF




Annie Kelly
Coordinator,
Community & Alumni
Relations




Tyler Kime
Membership
Development
Specialist



Corey Kinder
Project Manager




Caroline Kraszewski
Inside Sales
Representative




Deb Kruszynski
Manager,
Travel and Compliance



Jay Lanzer
Berea Security Officer



Jennifer Lawlis
Engineer (Plumber)




David Lee,
Senior Director,
Ticket Operations



Hannah Lee
Coordinator,
Youth Football



Allison Likar
Executive Assistant




Monica Lince
Manager,
Business Operations



Rob McBurnett
Director,
Community
& Corporate
Communications



Jeff McDaniel
Senior Producer (Digital)



Allison McFarling
Coordinator,
Fan Experience &
Special Events



Keely McKenzie
Manager,
Digital Designer




Jim McLaughlin
Assistant Equipment
Manager




Kyle Millen
Director,
Scoreboard
Operations



Chris Modarelli
Design Director



Brad Mohr
Director,
Stadium Operations



Keith Mollohan
Senior Producer
(Broadcast)

STAFF

PLAYERS

2023 SEASON


HISTORY

RECORDS


GAME DAY

CLEVELAND BROWNS STAFF


STAFF



Dan Murphy
Director,
Football
Communications



Katie Murphy
Director,
Managing Partner
Operations




Hannamarie Newhart
Coordinator,
Corporate Partnership
Strategy




Michael Nikolaus
Senior Vice President,
Chief Human
Resources Officer


PLAYERS




Shane Normandeau
Football Ops
Coordinator



Lexi Norton
Manager,
Ticket Operations



John Nussman
Scouting Assistant



Colleen Oberle
Manager,
Partnership
Activation


2021 SEASON




Sean Olivier
Producer,
Scoreboard
Operations



Sean Othen
Senior Director,
Corporate
Partnerships



Dominique Page
Coordinator,
Communications




Ricky Palmer
Assistant Video
Director

HISTORY



Neal Pate
Stadium Field
Manager



Matt Papatheodorou
Director,
Marketing • Fan &
Brand Development




Jeffrey Patton
Network Manager




Austin Pavilak
Director,
Ticket Sales


RECORDS




Justin Peck
Membership
Development
Specialist



Enzo Perfetto
Membership
Development
Specialist



Miguel Pimentel
Manager,
Premium
Development



Mark Podolak
Creative Director

GAME DAY

CLEVELAND BROWNS STAFF



Anthony Poisal
Coordinator,
Digital Content




Hanna Ponti
Coordinator,
Guest Services



Marikka Pretz-Anderson
Director,
Legal Affairs



Jerry Ray
Engineer (Concession
/ Kitchen Equipment)



Wendy Retzloff
Manager,
Partnership Activation




Laurie Rice
Director,
Finance



Paul Rini
Senior Membership
Development
Specialist




Megan Rock
Player Personnel
Coordinator




Patrick Rock
Assistant Athletic
Trainer



Kimer Rogers
Engineer (Electrician)




Emma Ryan
Manager,
Partnership Activation



Dave Safer
Vice President,
Corporate Partnerships



Meredith Schuenger
Coordinator,
Partnership Activation




Chris Scruggs
Inside Sales
Representative




Colby Sherwood
Junior Systems
Developer




Joshua Shur
Engineer (HVAC)r




Madelyn Smith
Inside Sales
Representative



Mark Smith
Director,
Sales and Marketing
Systems



Sharon Smith
Director,
Premium
Development



Ricky Soinski
Supervising Producer

STAFF

PLAYERS

2021 SEASON

HISTORY

RECORDS


GAME DAY

CLEVELAND BROWNS STAFF

STAFF



Scott Springer
Grounds Supervisor



Matthew Srodek
Director,
Berea Facilities



Matt Starkey
Photographer




Nathan Sterken
Lead Data Scientist


PLAYERS




Shawn Stevenson
Coordinator,
Social Media



Devin Stith
Inside Sales
Representative



Trevor Storm
Inside Sales
Representative




Karlie Sustersic
Manager,
Guest Services


2021 SEASON




Bryant Swindle
Director,
Team Logistics



R.J. Szabo
Football Security



Joy Tapajcik
Football Operations
Assistant/Special
Projects



Jenner Tekancic
Vice President,
Community Relations


HISTORY




Josh Temple
Scouting Assistant



Casey Thompson
Coordinator,
Shipping & Receiving




Anthony Trem
Physical Therapist




Stefan Varner
Assistant Athletic
Trainer


RECORDS



Iman Warren
Manager,
Premium Services



Kai White
Membership
Development
Specialist



Zach Wigmore
Scouting Research
Coordinator



Gordon Williams
Assistant Athletic
Trainer

GAME DAY


CLEVELAND BROWNS STAFF



Cyrus Wolford
Scouting Assistant



Tom Wyatt
Senior Director,
Corporate
Partnerships




Darren Zavarella
Graphic Designer



Kaila Zegura
Manager,
Media



Nathan Zegura
Senior Media
Broadcaster



Zach Zelinsky
Senior Software
Developer,
Football Information
Systems



Rebecca Zielinski
Seamstress

STAFF

PLAYERS

2021 SEASON

HISTORY

RECORDS

GAME DAY



PLAYERS

2023 CLEVELAND BROWNS ACTIVE ALPHABETICAL ROSTER

NO	NAME	POS	HT	WT	DOB	AGE	EXP	COLLEGE	HOMETOWN	HOW ACC
40	Adams, Matthew	LB	6-0	230	12/12/95	27	6	Houston	Missouri City, Texas	UFA (Chi.) - '23
84	Akins, Jordan	TE	6-4	245	4/19/92	31	6	Central Florida	Locust Grove, Ga.	UFA (Hou.) - '23
37	Bell, D'Anthony	S	6-1	211	10/17/96	26	2	West Florida	Covington, Ga.	FA - '22
18	Bell, David	WR	6-1	212	12/14/00	22	2	Purdue	Indianapolis, Ind.	D3c - '22
75	Bitonio, Joel	G	6-4	320	10/11/91	31	10	Nevada	Long Beach, Calif.	D2 - '14
13	Bojorquez, Corey	P	6-0	217	9/13/96	26	6	New Mexico	Bellflower, Calif.	UFA (G.B.) - '22
88	Bryant, Harrison	TE	6-5	230	4/23/98	25	4	Florida Atlantic	Gray, Ga.	D4 - '20
24	Chubb, Nick	RB	5-11	227	12/27/95	27	6	Georgia	Cedartown, Ga.	D2b - '18
78	Conklin, Jack	T	6-6	308	8/17/94	29	8	Michigan State	Plainwell, Mich.	UFA (Ten.) - '20
2	Cooper, Amari	WR	6-1	211	6/17/94	29	9	Alabama	Miami, Fla.	Tr. (Dal.) - '22
22	Delpit, Grant	S	6-3	208	9/20/98	24	4	Louisiana State	Houston, Texas	D2 - '20
43	Diabate, Mohamoud	LB	6-4	225	5/18/01	22	R	Utah	Auburn, Ala.	FA - '23
96	Elliott, Jordan	DT	6-4	303	11/23/97	25	4	Missouri	Missouri City, Texas	D3a - '20
23	Emerson Jr., Martin	CB	6-2	201	9/27/00	22	2	Mississippi State	Pensacola, Fla.	D3a - '22
42	Fields II, Tony	LB	6-0	222	6/18/99	24	3	West Virginia	Las Vegas, Nev.	D5a - '21
34	Ford, Jerome	RB	5-10	210	9/12/99	23	2	Cincinnati	Tampa, Fla.	D5 - '22
28	Ford Jr., Mike	CB	6-0	195	8/4/95	28	6	Southeast Missouri State	Alton, Ill.	UFA (Atl.) - '23
95	Garrett, Myles	DE	6-4	272	12/29/95	27	7	Texas A&M	Arlington, Texas	D1a - '17
3	Goodwin, Marquise	WR	5-9	185	11/19/90	32	11	Texas	Lubbock, Texas	UFA (Sea) - '23
25	Hailassie, Kahlef	CB	6-1	195	11/9/00	22	R	Western Kentucky	Elk Grove, Calif.	W. (K.C.) - '23
53	Harris, Nick	C	6-1	293	11/13/98	24	4	Washington	Inglewood, Calif.	D5 - '20
93	Harris, Shelby	DT	6-2	288	8/11/91	32	10	Illinois State	Milwaukee, Wis.	FA - '23
33	Hickman, Ronnie	S	6-1	209	10/11/01	21	R	Ohio State	South Orange, N.J.	FA - '23
7	Hopkins, Dustin	K	6-2	195	10/1/90	32	10	Florida State	Austin, Texas	Tr. (LAC) - '23
66	Hudson III, James	T	6-5	313	5/13/99	24	3	Cincinnati	Toledo, Ohio	D4a - '21
47	Hughlett, Charley	LS	6-4	248	5/16/90	33	9	Central Florida	Tampa, Fla.	FA - '14
90	Hurst II, Maurice	DT	6-2	290	5/9/95	28	5	Michigan	Canton, Mass.	FA - '23
62	Ika, Siaki	DE	6-3	335	11/8/00	22	R	Baylor	Salt Lake City, Utah	D3b - '23
79	Jones, Dawand	T	6-8	374	8/6/01	22	R	Ohio State	Indianapolis, Ind.	D4a - '23
57	McGuire, Isaiah	DE	6-4	268	7/27/01	22	R	Missouri	Tulsa, Okla.	D4b - '23
26	McLeod, Rodney	S	5-10	185	6/23/90	33	12	Virginia	Hyattsville, Md.	FA - '23
29	Mitchell, Cameron	CB	5-11	191	9/8/01	22	R	Northwestern	Bolingbrook, Ill.	D5b - '23
8	Moore, Elijah	WR	5-10	180	3/27/00	23	3	Mississippi	Fort Lauderdale, Fla.	Tr. (NYJ) - '23
0	Newsome II, Greg	CB	6-0	192	5/18/00	23	3	Northwestern	Chicago, Ill.	D1 - '21
85	Njoku, David	TE	6-4	246	7/10/96	27	7	Miami (Fla.)	Cedar Grove, N.J.	D1c - '17
54	Okoronkwo, Ogbo	DE	6-2	250	4/24/95	28	6	Oklahoma	Gainesville, Fla.	UFA (Hou.) - '23
6	Owusu-Koramoah, Jeremiah	LB	6-2	221	11/4/99	23	3	Notre Dame	Hampton, Va.	D2 - '21
11	Peoples-Jones, Donovan	WR	6-2	204	2/19/99	24	4	Michigan	Detroit, Mich.	D6 - '20
55	Pocic, Ethan	C	6-6	320	8/5/95	28	7	Louisiana State	Lemont, Ill.	UFA (Sea.) - '22
99	Smith, Za'Darius	DE	6-4	270	9/8/92	31	9	Kentucky	Montgomery, Ala.	Tr. (Min.) - '23
20	Strong Jr., Pierre	RB	5-11	215	12/10/98	24	2	South Dakota State	Little Rock, Ark.	Tr. (N.E.) - '23
44	Takitaki, Sione	LB	6-1	238	6/8/95	28	5	Brigham Young	Fontana, Calif.	D3 - '19
77	Teller, Wyatt	G	6-4	315	11/21/94	28	6	Virginia Tech	Beaeton, Va.	Tr. (Buf.) - '19
17	Thompson-Robinson, Dorian	QB	6-2	203	11/14/99	23	R	UCLA	Las Vegas, Nev.	D5a - '23
1	Thornhill, Juan	S	6-0	205	10/19/95	27	5	Virginia	Altavista, Va.	UFA (K.C.) - '23
89	Tillman, Cedric	WR	6-3	215	4/19/00	23	R	Tennessee	Las Vegas, Nev.	D3a - '23
94	Tomlinson, Dalvin	DT	6-3	325	2/18/94	29	7	Alabama	McDonough, Ga.	UFA (Min.) - '23
5	Walker Jr., Anthony	LB	6-1	235	8/8/95	28	7	Northwestern	Miami, Fla.	UFA (Ind.) - '21
21	Ward, Denzel	CB	5-11	190	4/28/97	26	6	Ohio State	Macedonia, Ohio	D1b - '18
4	Watson, Deshaun	QB	6-3	223	9/14/95	27	7	Clemson	Gainesville, Ga.	Tr. (Hou.) - '22
71	Wills Jr., Jedrick	T	6-4	307	5/17/99	24Q	4	Alabama	Lexington, Ky.	D1 - '20
91	Wright, Alex	DE	6-5	267	9/5/00	23	2	UAB	Elba, Ala.	D3b - '22
56	Wypler, Luke	C	6-3	303	5/3/01	22	R	Ohio State	Montvale, N.J.	D6 - '23

* AGES AND ROSTERS AS OF 9/5/23

STAFF

PLAYERS

2021 SEASON

HISTORY

RECORDS

GAME DAY

2023 CLEVELAND BROWNS ACTIVE NUMERICAL ROSTER

STAFF

PLAYERS

2021 SEASON

HISTORY

RECORDS

GAME DAY

NO	NAME	POS	HT	WT	DOB	AGE	EXP	COLLEGE	HOMETOWN	HOW ACQ
40	Adams, Matthew	LB	6-0	230	12/12/95	27	6	Houston	Missouri City, Texas	UFA (Chi.) - '23
84	Akins, Jordan	TE	6-4	245	4/19/92	31	6	Central Florida	Locust Grove, Ga.	UFA (Hou.) - '23
37	Bell, D'Anthony	S	6-1	211	10/17/96	26	2	West Florida	Covington, Ga.	FA - '22
18	Bell, David	WR	6-1	212	12/14/00	22	2	Purdue	Indianapolis, Ind.	D3c - '22
75	Bitonio, Joel	G	6-4	320	10/11/91	31	10	Nevada	Long Beach, Calif.	D2 - '14
13	Bojorquez, Corey	P	6-0	217	9/13/96	26	6	New Mexico	Bellflower, Calif.	UFA (G.B.) - '22
88	Bryant, Harrison	TE	6-5	230	4/23/98	25	4	Florida Atlantic	Gray, Ga.	D4 - '20
24	Chubb, Nick	RB	5-11	227	12/27/95	27	6	Georgia	Cedartown, Ga.	D2b - '18
78	Conklin, Jack	T	6-6	308	8/17/94	29	8	Michigan State	Plainwell, Mich.	UFA (Ten.) - '20
2	Cooper, Amari	WR	6-1	211	6/17/94	29	9	Alabama	Miami, Fla.	Tr. (Dal.) - '22
22	Delpit, Grant	S	6-3	208	9/20/98	24	4	Louisiana State	Houston, Texas	D2 - '20
43	Diabate, Mohamoud	LB	6-4	225	5/18/01	22	R	Utah	Auburn, Ala.	FA - '23
96	Elliott, Jordan	DT	6-4	303	11/23/97	25	4	Missouri	Missouri City, Texas	D3a - '20
23	Emerson Jr., Martin	CB	6-2	201	9/27/00	22	2	Mississippi State	Pensacola, Fla.	D3a - '22
42	Fields II, Tony	LB	6-0	222	6/18/99	24	3	West Virginia	Las Vegas, Nev.	D5a - '21
34	Ford, Jerome	RB	5-10	210	9/12/99	23	2	Cincinnati	Tampa, Fla.	D5 - '22
28	Ford Jr., Mike	CB	6-0	195	8/4/95	28	6	Southeast Missouri State	Alton, Ill.	UFA (Atl.) - '23
95	Garrett, Myles	DE	6-4	272	12/29/95	27	7	Texas A&M	Arlington, Texas	D1a - '17
3	Goodwin, Marquise	WR	5-9	185	11/19/90	32	11	Texas	Lubbock, Texas	UFA (Sea) - '23
25	Hailassie, Kahlef	CB	6-1	195	11/9/00	22	R	Western Kentucky	Elk Grove, Calif.	W. (K.C.) - '23
53	Harris, Nick	C	6-1	293	11/13/98	24	4	Washington	Inglewood, Calif.	D5 - '20
93	Harris, Shelby	DT	6-2	288	8/11/91	32	10	Illinois State	Milwaukee, Wis.	FA - '23
33	Hickman, Ronnie	S	6-1	209	10/11/01	21	R	Ohio State	South Orange, N.J.	FA - '23
7	Hopkins, Dustin	K	6-2	195	10/1/90	32	10	Florida State	Austin, Texas	Tr. (LAC) - '23
66	Hudson III, James	T	6-5	313	5/13/99	24	3	Cincinnati	Toledo, Ohio	D4a - '21
47	Hughlett, Charley	LS	6-4	248	5/16/90	33	9	Central Florida	Tampa, Fla.	FA - '14
90	Hurst II, Maurice	DT	6-2	290	5/9/95	28	5	Michigan	Canton, Mass.	FA - '23
62	Ika, Siaki	DT	6-3	335	11/8/00	22	R	Baylor	Salt Lake City, Utah	D3b - '23
79	Jones, Dawand	T	6-8	374	8/6/01	22	R	Ohio State	Indianapolis, Ind.	D4a - '23
57	McGuire, Isaiah	DE	6-4	268	7/27/01	22	R	Missouri	Tulsa, Okla.	D4b - '23
26	McLeod, Rodney	S	5-10	185	6/23/90	33	12	Virginia	Hyattsville, Md.	FA - '23
29	Mitchell, Cameron	CB	5-11	191	9/8/01	22	R	Northwestern	Bolingbrook, Ill.	D5b - '23
8	Moore, Elijah	WR	5-10	180	3/27/00	23	3	Mississippi	Fort Lauderdale, Fla.	Tr. (NYJ) - '23
0	Newsome II, Greg	CB	6-0	192	5/18/00	23	3	Northwestern	Chicago, Ill.	D1 - '21
85	Njoku, David	TE	6-4	246	7/10/96	27	7	Miami (Fla.)	Cedar Grove, N.J.	D1c - '17
54	Okoronkwo, Ogbo	DE	6-2	250	4/24/95	28	6	Oklahoma	Gainesville, Fla.	UFA (Hou.) - '23
6	Owusu-Koramoah, Jeremiah	LB	6-2	221	11/4/99	23	3	Notre Dame	Hampton, Va.	D2 - '21
11	Peoples-Jones, Donovan	WR	6-2	204	2/19/99	24	4	Michigan	Detroit, Mich.	D6 - '20
55	Pocic, Ethan	C	6-6	320	8/5/95	28	7	Louisiana State	Lemont, Ill.	UFA (Sea.) - '22
99	Smith, Za'Darius	DE	6-4	270	9/8/92	31	9	Kentucky	Montgomery, Ala.	Tr. (Min.) - '23
20	Strong Jr., Pierre	RB	5-11	215	12/10/98	24	2	South Dakota State	Little Rock, Ark.	Tr. (N.E.) - '23
44	Takitaki, Sione	LB	6-1	238	6/8/95	28	5	Brigham Young	Fontana, Calif.	D3 - '19
77	Teller, Wyatt	G	6-4	315	11/21/94	28	6	Virginia Tech	Beaeton, Va.	D3 (Buf.) - '19
17	Thompson-Robinson, Dorian	QB	6-2	203	11/14/99	23	R	UCLA	Las Vegas, Nev.	D5a - '23
1	Thornhill, Juan	S	6-0	205	10/19/95	27	5	Virginia	Altavista, Va.	UFA (K.C.) - '23
89	Tillman, Cedric	WR	6-3	215	4/19/00	23	R	Tennessee	Las Vegas, Nev.	D3a - '23
94	Tomlinson, Dalvin	DT	6-3	325	2/18/94	29	7	Alabama	McDonough, Ga.	UFA (Min.) - '23
5	Walker Jr., Anthony	LB	6-1	235	8/8/95	28	7	Northwestern	Miami, Fla.	UFA (Ind.) - '21
21	Ward, Denzel	CB	5-11	190	4/28/97	26	6	Ohio State	Macedonia, Ohio	D1b - '18
4	Watson, Deshaun	QB	6-3	223	9/14/95	27	7	Clemson	Gainesville, Ga.	Tr. (Hou.) - '22
71	Wills Jr., Jedrick	T	6-4	307	5/17/99	24	4	Alabama	Lexington, Ky.	D1 - '20
91	Wright, Alex	DE	6-5	267	9/5/00	23	2	UAB	Elba, Ala.	D3b - '22
56	Wypler, Luke	C	6-3	303	5/3/01	22	R	Ohio State	Montvale, N.J.	D6 - '23

* AGES AND ROSTERS AS OF 9/5/23

40



MATTHEW ADAMS

POSITION LINEBACKER

HEIGHT 6-0

WEIGHT 230

SCHOOL HOUSTON

BORN 12/11/1995

ACQUIRED UFA (CHI.) - '23

EXPERIENCE 6TH

CAREER TRANSACTIONS

Originally drafted by the Indianapolis Colts in the seventh round (221st overall) of the 2018 NFL Draft...Signed by the Chicago Bears as an unrestricted free agent on April 4, 2022...Signed by the Cleveland Browns as an unrestricted free agent on March 21, 2023.

KEY NOTES

- Played 68 career games with 12 starts. Has compiled 57 tackles, one forced fumble and fumble recovery. Has added 24 special teams stops and one blocked punt.
- Has appeared in three postseason contests, recording one solo tackle and two special teams stops.
- Played in 48 games in four seasons (2014-17) as a linebacker at the University of Houston. Finished collegiate career with 259 tackles, 7.5 sacks, five forced fumbles, two fumbles recovered and three pass deflections.

PERSONAL

- Attended Hightower High School in Missouri City, Texas, where he played football and basketball.
- Majored in kinesiology sports administration at Houston.

BEYOND FOOTBALL

- While in Indianapolis, participated in many community efforts by the Colts including the Colts Uniform Blitz, Playground Build and Caroling at Riley Hospital for Children.
- Participated in the league-wide My Cause My Cleats initiative and represented the American Pitbull Foundation from 2018-20.

ADAMS' CAREER STATISTICS

Year	Team	GP	TACKLES					INTERCEPTIONS					FUMBLES						
			GS	Tot	Solo	Asst	SK	Yds	No	Yds	Lg	TD	PD	FF	FR	Yds			
2018	Ind	18	5	29	18	7	0	0	0	0	0	0	0	0	0	0	0	0	0
2019	Ind	16	4	10	7	2	0	0	0	0	0	0	0	0	0	0	0	0	0
2020	Ind	9	0	2	0	0	0	0	0	0	0	0	0	0	0	0	0	0	0
2021	Ind	17	0	10	0	0	0	0	0	0	0	0	0	0	0	0	0	0	0
2022	Chi	10	3	28	14	8	0	0	0	0	0	0	0	0	0	0	0	0	1
NFL totals		68	12	67	49	17	0	0	0	0	0	0	0	0	0	0	0	0	1

PLAYOFFS

Year	Team	GP	TACKLES					INTERCEPTIONS					FUMBLES						
			GS	Tot	Solo	Asst	SK	Yds	No	Yds	Lg	TD	PD	FF	FR	Yds			
2020	Ind	1	0	1	0	0	0	0	0	0	0	0	0	0	0	0	0	0	0
NFL totals		3	0	3	0	1	0	0	0	0	0	0	0	0	0	0	0	0	0

ADDITIONAL STATISTICS: Interceptions - None. Special teams tackles - 7 in 2018, 1 in 2019, 2 in 2020, 10 in 2021, 4 in 2022. NFL totals: 24.

SINGLE-GAME HIGHS & CAREER MILESTONES: TACKLES - 7, at Det., 1/12/20. Solo - 5, vs. NYG, 12/29/18. INTERCEPTIONS: N/A Yards - N/A. TDs - 1, at Hou., 12/4/22. FUMBLES: Recovered - 1, vs. Buf., 12/24/22. Recovered - 1, at Det., 10/26/18. TDs - None. Passes defensed 1, at Hou., 12/2/22. Sacks - None. NFL debut: vs. Cin., 9/3/18. First NFL start: at Dak., 10/6/18.

ADAMS' GAME-BY-GAME STATISTICS

2022, CHICAGO

Date	Opp	GP	GS	Tot	Solo	As	SK	Yds	Int	Yds	Lg	TD	PD	FF	FR
9/11	SEA	1	0	2	1	0	0	0	0	0	0	0	0	0	0
9/18	at GB	1	2	0	0	0	0	0	0	0	0	0	0	0	0
9/25	Hou-W	1	0	0	0	0	0	0	0	0	0	0	0	0	0
10/2	at NYG	1	0	0	0	0	0	0	0	0	0	0	0	0	0
10/9	at Min	1	1	1	0	0	0	0	0	0	0	0	0	0	0
10/15	Was	1	0	0	0	0	0	0	0	0	0	0	0	0	0
10/24	at NE	1	0	0	0	0	0	0	0	0	0	0	0	0	0
10/30	at Dal	1	0	0	0	0	0	0	0	0	0	0	0	0	0
11/6	at Mia	1	0	0	0	0	0	0	0	0	0	0	0	0	0
11/13	at Cin	1	0	0	0	0	0	0	0	0	0	0	0	0	0
11/20	at ARI	1	2	0	0	0	0	0	0	0	0	0	0	0	0
11/27	at NYG	1	3	1	0	0	0	0	0	0	0	0	0	0	0
12/4	at SEA	1	2	2	0	0	0	0	0	0	0	0	0	0	0
12/11	Phi	1	1	1	0	0	0	0	0	0	0	0	0	0	0
12/18	Phi	1	1	1	0	0	0	0	0	0	0	0	0	0	0
12/24	at Buf	1	1	2	2	0	0	0	0	0	0	0	0	0	1
1/1	at Det	1	1	1	0	0	0	0	0	0	0	0	0	0	0
1/8	at Min	1	2	2	0	0	0	0	0	0	0	0	0	0	0
1/15	at Buf	1	1	0	0	0	0	0	0	0	0	0	0	0	0
2022 totals		10	3	28	14	8	0	0	0	0	0	0	0	0	1

2021, INDIANAPOLIS

Date	Opp	GP	GS	Tot	Solo	As	SK	Yds	Int	Yds	Lg	TD	PD	FF	FR
9/12	at Sea	1	1	0	0	0	0	0	0	0	0	0	0	0	0
9/19	LAC	1	1	0	0	0	0	0	0	0	0	0	0	0	0
9/26	at Ten	1	0	0	0	0	0	0	0	0	0	0	0	0	0
10/3	at Mia	1	0	0	0	0	0	0	0	0	0	0	0	0	0
10/11	at Buf	1	0	0	0	0	0	0	0	0	0	0	0	0	0
10/17	Hou-W	1	1	0	0	0	0	0	0	0	0	0	0	0	0
10/24	at SEA	1	2	0	0	0	0	0	0	0	0	0	0	0	0
10/31	Ten	1	0	0	0	0	0	0	0	0	0	0	0	0	0
11/4	IND-W	1	0	0	0	0	0	0	0	0	0	0	0	0	0
11/14	Jax	1	2	0	0	0	0	0	0	0	0	0	0	0	0
11/21	at Buf	1	0	0	0	0	0	0	0	0	0	0	0	0	0
11/29	TB	1	1	0	0	0	0	0	0	0	0	0	0	0	0
12/5	at NE	1	1	0	0	0	0	0	0	0	0	0	0	0	0
12/12	NE-W	1	0	0	0	0	0	0	0	0	0	0	0	0	0
12/20	at Ar	1	1	0	0	0	0	0	0	0	0	0	0	0	0
1/2	LAC	1	0	0	0	0	0	0	0	0	0	0	0	0	0
1/8	at Jax	1	0	0	0	0	0	0	0	0	0	0	0	0	0
2021 totals		17	0	10	0	0	0	0	0	0	0	0	0	0	0

2020, INDIANAPOLIS

Date	Opp	GP	GS	Tot	Solo	As	SK	Yds	Int	Yds	Lg	TD	PD	FF	FR
9/8	at Jax	1	1	0	0	0	0	0	0	0	0	0	0	0	0
9/13	IND-W	1	0	0	0	0	0	0	0	0	0	0	0	0	0
9/27	IND-W	1	0	0	0	0	0	0	0	0	0	0	0	0	0
10/1	at Chi	1	0	0	0	0	0	0	0	0	0	0	0	0	0
10/11	at Cle	1	0	0	0	0	0	0	0	0	0	0	0	0	0
10/18	Cin-W	1	0	0	0	0	0	0	0	0	0	0	0	0	0
11/1	at Det	1	0	0	0	0	0	0	0	0	0	0	0	0	0
11/8	at Bal	1	0	0	0	0	0	0	0	0	0	0	0	0	0
11/22	at Ten	1	0	0	0	0	0	0	0	0	0	0	0	0	0
11/29	GB-W	1	0	0	0	0	0	0	0	0	0	0	0	0	0
12/6	Ten	1	0	0	0	0	0	0	0	0	0	0	0	0	0
12/13	at Hou	1	0	0	0	0	0	0	0	0	0	0	0	0	0
12/20	IND-W	1	1	0	0	0	0	0	0	0	0	0	0	0	0
12/27	at Phi	1	0	0	0	0	0	0	0	0	0	0	0	0	0
1/2	at Ari	1	0	0	0	0	0	0	0	0	0	0	0	0	0
1/12	at Ari	1	0	0	0	0	0	0	0	0	0	0	0	0	0
2020 totals		10	0	3	0	0	0	0	0	0	0	0	0	0	0
1/8	at Buf	1	1	0	0	0	0	0	0	0	0	0	0	0	0

©-APFC Wild Card Round

STAFF

PLAYERS

2021 SEASON

HISTORY

RECORDS

GAME DAY

2019, INDIANAPOLIS

Date	Opp	GP	TACKLES					INTERCEPTIONS					FUMBLES	
			GS	Tot	Su	As	Sk	Yd	Tot	W	Lg	TD	PR	FF
9/8 at LAC-L	1		2	1	1	0	0	0	0	0	-	0	0	0
9/15 at Ten-W	1	LB	2	2	0	0	0	0	0	-	0	0	0	
9/22 Jax-W	1	LB	1	1	0	0	0	0	0	-	0	0	0	
9/29 Oak-L	1	LB	1	0	0	0	0	0	0	-	0	0	0	
10/6 at KC-W	1		0	0	0	0	0	0	0	-	0	0	0	
10/20 Hou-W	1	LB	0	0	0	0	0	0	0	-	0	0	0	
10/27 Den-W	1		0	0	0	0	0	0	0	-	0	0	0	
11/3 at Phi-L	1		1	1	0	0	0	0	0	-	0	0	0	
11/10 Mem-L	1		0	0	0	0	0	0	0	-	0	0	0	
11/17 Jax-W	1		3	2	1	0	0	0	0	-	0	0	0	
11/24 at Hou-L	1		0	0	0	0	0	0	0	-	0	0	0	
12/1 Tech-L	1		0	0	0	0	0	0	0	-	0	0	0	
12/8 at TB-L	1		0	0	0	0	0	0	0	-	0	0	0	
12/16 at ND-L	1		0	0	0	0	0	0	0	-	0	0	0	
12/22 Car-W	1		0	0	0	0	0	0	0	-	0	0	0	
12/29 at Jax-L	1		0	0	0	0	0	0	0	-	0	0	0	
2019 totals			16	4	10	7	2	0	0	0	-	0	0	0

2019, INDIANAPOLIS

Date	Opp	GP	TACKLES					INTERCEPTIONS					FUMBLES	
			GS	Tot	Su	As	Sk	Yd	Tot	W	Lg	TD	PR	FF
9/8 Car-L	1		0	0	0	0	0	0	0	-	0	0	0	
9/15 at Was-W	1		0	0	0	0	0	0	0	-	0	0	0	
9/23 at Phi-L	1		2	0	0	0	0	0	0	-	0	0	0	
9/30 at Hou-L	1		2	0	0	0	0	0	0	-	0	0	0	
10/4 at NE-L	1		2	0	2	0	0	0	0	-	0	0	0	
10/14 at NY-L	1		4	1	1	0	0	0	0	-	0	0	0	
10/21 Buf-W	1		2	2	0	0	0	0	0	-	0	0	0	
10/28 at Oak-W	1	LB	0	0	0	0	0	0	0	-	0	0	1	
11/11 Jax-W	1	LB	2	1	0	0	0	0	0	-	0	0	0	
11/18 Ten-W	1		0	0	0	0	0	0	0	-	0	0	0	
11/25 Mia-W	1	LB	3	3	0	0	0	0	0	-	0	0	0	
12/2 at Jax-L	1		2	1	1	0	0	0	0	-	0	0	0	
12/9 at Hou-W	1	LB	6	4	2	0	0	0	0	-	0	0	0	
12/16 Dal-W	1	LB	1	1	0	0	0	0	0	-	0	0	0	
12/23 NYG-W	1		5	5	0	0	0	0	0	-	0	0	0	
12/30 at Ten-W	1		2	1	1	0	0	0	0	-	0	0	0	
2019 totals			18	5	20	10	0	0	0	-	0	0	1	
1/5 at Hou-W	1		0	1	0	0	0	0	0	-	0	0	0	
1/22 at NY-L	1		0	1	0	1	0	0	0	-	0	0	0	

2 AFC Wild Card Round
2 AFC Divisional Round

STAFF

PLAYERS

2021 SEASON

HISTORY

RECORDS

GAME DAY

BILL WILLIS FELLOWSHIP

The Browns created the Bill Willis Coaching Fellowship in 2020, which is intended for a rising minority coach with a focus on the offensive side of the ball. In the program, the coach spends a full season with Cleveland's coaching staff and assists coaches with week-to-week game plans and talent evaluations. The fellowship also provides the coach with a plethora of resources to network with other coaches, gain valuable knowledge on the implementation of NFL-level coaching methods, and improve their path to a professional coaching career.

The team created the fellowship to provide opportunities and experience to minority coaches, who have historically faced barriers in their pursuit of entry-level positions and promotions. The fellowship was named after Willis, who along with teammate Marion Motley, overcame many obstacles to become two of the first African-American professional football players in the modern era. Willis played with the Browns from 1946-53 and was enshrined into the Pro Football Hall of Fame in 1977. Ashton Grant, the first recipient of the team's Bill Willis Coaching Fellowship, earned a full-time role with the Browns as an offensive quality control coach in 2022 after two years as a fellow and is now the team's offensive assistant/quarterbacks coach. Israel Woolfork was the second recipient of the fellowship and recently was named the quarterbacks coach of the Arizona Cardinals. The latest recipient of the fellowship is Nemo Washington, who will work closely with running backs coach/run game coordinator Stump Mitchell.



CAREER TRANSACTIONS

Selected by the Houston Texans in the third round (98th overall) in the 2018 NFL Draft...Signed by the New York Giants as an unrestricted free agent on April 22, 2022...Waived by the New York Giants on Aug. 24, 2022...Signed to the Texans' practice squad on Aug. 31, 2022...Elevated from the Texans' practice squad to the active roster on Sept. 24, 2022...Elevated from the Texans' practice squad to the active roster on Oct. 1, 2022...Signed to the Texans' active roster on Oct. 12, 2022...Signed by the Cleveland Browns as an unrestricted free agent on March 18, 2023.

KEY NOTES

- Led all NFL tight ends with an average of 13.4 yards per reception in 2022.
- Set a career-high with five receiving touchdowns in 2022.
- Played 73 career games with 151 receptions, 1,755 receiving yards and eight receiving scores.
- Prior to attending the University of Central Florida, was selected in the third round of the 2010 Major League Baseball Draft by the Texas Rangers. Hit .218 as an outfielder in four seasons in the Texas farm system, including a .283 mark in 2011 and hit 24 home runs and recorded 42 stolen bases in 321 minor league games played.
- Played four seasons (2014-17) at the University of Central Florida, amassing 1,149 yards receiving and eight touchdowns in 41 career games played.

PERSONAL

- Native of Atlanta, Ga., and attended Union Grove High School.

JORDAN AKINS

POSITION TIGHT END

HEIGHT 6-4

WEIGHT 245

SCHOOL CENTRAL FLORIDA

BORN 4/19/1992

ACQUIRED UFA (HOU.) - '23

EXPERIENCE 6TH

AKINS' CAREER STATISTICS

		RECEIVING										RUSHING			
Year	Team	GP	GS	No.	Yds.	Avg.	LG	TD	Fum.	Yds.	Avg.	LG	TD		
2018	Hou	16	0	17	265	15.6	28	0	0	0	-	0	0		
2019	Hou	16	9	28	438	15.6	53	2	0	0	-	0	0		
2020	Hou	13	6	37	403	10.9	28	1	1	4	4	4	0		
2021	Hou	19	3	24	204	8.5	31	0	1	3	3	3	0		
2022	Hou	15	3	27	485	18.0	48	5	0	0	-	0	0		
NFL totals		77	21	113	1,755	15.5	53	8	2	7	3.6	4	0		

PLAYOFFS

Year	Team	GP	GS	No.	Yds.	Avg.	LG	TD	Fum.	Yds.	Avg.	LG	TD
2018	Hou	1	0	2	8	4	7	0	0	0	-	0	0
2019	Hou	0	0	0	0	0	0	0	0	0	-	0	0
NFL totals		1	0	2	8	4	7	0	0	0	-	0	0

ADDITIONAL STATISTICS: 100-yard receiving games - None. Multiple TD games - 2, last: 2 at Ind., 10/29. Special teams tackles - None. Misc. tackles - None. FUMBLE(S) - 3 (0 lost).

CAREER MILESTONES: RECEIVING: Receptions - 5, three, last vs. Min., 11/6/22. Yards - 83, vs. NE, 11/22/20. TDs - 2, twice, at LAC, 9/22/19; at Ind., 10/22. Long - 53, at LAC, 9/22/19. NFL debut: at NO, 9/19/18. First NFL start: vs. Car., 9/29/18. First NFL reception: at MO, 9/19/18 (13 yards, D. Watson). First NFL TD: at LAC, 9/22/19 (15 yards, D. Watson).

AKINS' GAME-BY-GAME STATISTICS

2018 HOUSTON													
Date	Opp	GP	GS	No.	Yds.	Avg.	LG	TD					
9/11	Ind-T								***Texan's practice squad***				
9/16	Det-L								***Texan's practice squad***				
9/25	Chi-L	1		2	31	15.5	25	1					
10/1	LAC-L	1		2	33	16.5	30	0					
10/9	at Jax-L	1		2	22	11.1	11.1	0					
10/22	at WFL	1		3	69	22.7	29	0					
10/30	Ten-L	1		1	5	5	5	0					
11/5	Phi-L	1		0	0	-	0	0					
11/12	at NYJ-L	1		2	24	12	14	0					
11/20	Was-L	1	TE	2	8	4	8	0					
11/27	at Mia-L	1		5	61	12.2	25	1					
12/4	Chi-L	1	TE	3	21	7	11	0					
12/11	at Dal-L	1		1	5	5	5	0					
12/18	KC-L	1		3	22	7.3	12	1					
12/24	at Ten-W	1	TE	3	39	13	20	0					
1/1	Jax-L	1		2	39	19	29	0					
1/8	at Ind-W	1		4	70	17.5	28	2					
2018 totals		15	3	37	403	10.9	48	5					

2021 HOUSTON													
Date	Opp	GP	GS	No.	Yds.	Avg.	LG	TD					
9/12	Jax-W	1		0	0	-	0	0					
9/19	at Chi-L	1	TE	1	17	17	17	0					
9/28	at Car-L	1		4	32	8	12	0					
10/5	at Dal-L	1		1	41	41	41	0					
10/10	NE-L	1		2	17	8.5	9	0					
10/17	at Ind-L	1		4	41	10.3	13	0					
10/24	at Jax-L	1		2	13	6.5	8	0					
10/31	LAR-L	1	TE	5	53	10.6	31	0					
11/7	at Mia-L	1	TE	2									
11/21	at Ten-W								***INACTIVE***				
11/28	NYJ-L								***INACTIVE***				
12/5	Ind-L								***INACTIVE***				
12/12	San-L	1		1	6	6	6	0					
12/19	at Jax-W	1		2	24	12	18	0					
12/26	LAC-W	1		0	0	-	0	0					
1/2	at SF-L	1		0	0	-	0	0					
1/9	Ten-L								***INACTIVE***				
2021 totals		13	3	24	214	8.9	31	0					

2022 HOUSTON													
Date	Opp	GP	GS	No.	Yds.	Avg.	LG	TD					
9/10	at KC-L	1	TE	2	39	19.5	20	1					
9/17	Dal-L	1	TE	7	55	7.9	12	0					
9/27	at PH-L	1	TE	2	28	14	20	0					
10/4	Mia-L								***reserve-ankle-convulsion***				
10/11	Jax-W								***INACTIVE***				
10/18	at Ten-L								***INACTIVE***				
10/25	GB-L								***INACTIVE***				
11/4	at Mia-L	1	6B	3	49	16.3	28	0					
11/11	at Jax-W	1		2	19	9.5	10	0					
11/15	at Chi-L	1		1	5	5	5	0					
11/21	NE-W	1		5	35	7	16	0					
11/28	at Det-W	1	TE	0	0	-	0	0					
12/6	Ind-L	1		2	10	5	9	0					
12/13	at Chi-L	1	TE	3	20	6.7	8	0					
12/20	at Ind-L	1	TE	5	50	10	20	0					
12/27	Chi-L	1		4	39	9.8	15	0					
1/3	Ten-L	1		1	7	7	7	0					
2022 totals		13	5	37	403	10.9	28	1					

2018, HOUSTON									
Date	Opp	GP	GS	No	Yds	Avg	Lg	TD	
9/9	at IND	1		1	17	17	17	0	
9/15	Jax-W	1		2	25	12.5	16	0	
9/22	LAC-W	1		3	73	24.3	53	2	
9/29	Car-G	1	TE	3	21	7	10	0	
10/6	AtL-W	1		1	21	21	21	0	
10/13	KC-W	1	TE	3	39	13	23	0	
10/20	Ind-G	1	TE	2	17	8.5	11	0	
10/27	Oak-W	1	TE	2	11	5.5	7	0	
11/3	Jax-W	1		3	24	8	12	0	
11/17	Car-G	1	TE	1	15	15	15	0	
11/21	Ind-W	1	TE	3	28	9.3	13	0	
12/1	NE-W	1		1	19	19	19	0	
12/8	Ind-W	1	TE	4	42	10.5	15	0	
12/15	Ten-W	1	TE	2	7	3.5	5	0	
12/21	TB-W	1		0	0		0	0	
12/28	Ten-L	1	TE	5	54	10.8	20	0	
2018 totals	16	9	9	40	418	11.6	53	2	
JLS	Buf-W				***INACTIVE***				
LCS	at KC				***INACTIVE***				
* AFC Wild Card Round									
* AFC Divisional Round									

2018, HOUSTON									
Date	Opp	GP	GS	No	Yds	Avg	Lg	TD	
9/9	NE-L	1		2	11	5.5	8	0	
9/16	at Ten-L	1		2	21	10.5	13	0	
9/23	IND-L	1		1	14	14	14	0	
9/30	at Ind-W	1		2	24	12	14	0	
10/7	Buf-W	1		1	9	9	9	0	
10/14	Buf-W	1		1	6	6	6	0	
10/21	at Buf-W	1	TE	0	0		0	0	
10/25	Min-W	1	TE	0	0		0	0	
11/4	at Cle-W	1	TE	0	0		0	0	
11/18	at Was-W	1	TE	2	42	21	28	0	
11/28	Ten-W	1		1	8	8	8	0	
12/2	Cle-W	1		1	13	13	13	0	
12/9	IND-L	1		2	42	21	27	0	
12/15	at NYJ	1	TE	0	0		0	0	
12/22	at Phil-L	1	TE	3	39	13	22	0	
12/29	at Ind-W	1	TE	0	0		0	0	
2018 totals	17	6	19	233	12.3	28	0	0	
JLS	Ind-L				2	8	4	7	0
* AFC Wild Card Round									

LARGEST COMEBACKS IN BROWNS HISTORY

Trailing 28-3 late in the second quarter at Tennessee (Oct. 5, 2014), the Browns scored 26 unanswered points for a 29-28 win. The 25-point comeback was the largest by a road team in NFL history and tied for the third largest all-time.

Largest Comebacks in NFL History

Date	Game	Lead	Final Score
Dec. 7, 1980	San Francisco vs. New Orleans	28	38-35
Sept. 21, 1997	Buffalo vs. Indianapolis	26	37-35
Feb. 5, 2017	New England vs. Atlanta	25	34-28
Oct. 5, 2014	Cleveland at Tennessee	25	29-28
Nov. 8, 1987	St. Louis vs. Tampa Bay	25	31-28

Largest Comebacks in Browns History

Date	Game	Lead	Final Score
Oct. 5, 2014	Cleveland at Tennessee	25	29-28
Dec. 4, 1966	Cleveland vs. N.Y. Giants	20	49-40
Oct. 1, 2006	Cleveland at Oakland	18	24-21
Oct. 27, 2002	Cleveland at N.Y. Jets	18	24-21

37



CAREER TRANSACTIONS

Originally signed by the Cleveland Browns as an undrafted free agent on May 13, 2022.

KEY NOTES

- Played in 16 games with two starts during rookie campaign, totaling six tackles. Added eight special teams stops finishing second on team.
- First undrafted rookie free agent to make Browns' initial 53-man roster during Andrew Berry's and Kevin Stefanski's tenures.
- Transferred to West Florida in January 2019 after a season at Butler Community College. Prior to Butler Community College, spent a year at Albany State.
- Won a National Championship with West Florida in 2019.
- As a senior, recorded two interceptions and four pass breakups to go along with 54 tackles and two forced fumbles.

PERSONAL

- Native of Covington, Ga. and prepped at Alcovy High School.
- Became the first player from the University West Florida to make an NFL 53-man roster.
- Spent time at four different colleges (Albany State, Iowa Central Community College, Butler Community College and West Florida) and took a season off from football in 2017, because he was without a scholarship and couldn't afford tuition.

D'ANTHONY BELL

POSITION SAFETY

HEIGHT 6-1

WEIGHT 211

SCHOOL WEST FLORIDA

BORN 10/17/1996

ACQUIRED FA - '22

EXPERIENCE 2ND

BELL'S CAREER STATISTICS

Year	Team	TACKLES						INTERCEPTIONS				FUMBLES					
		GP	GS	Tot	Solo	Asst	SK	Yds	No	Yds	Lg	TD	PD	FF	FR	Yds	
2022	Cle	16	2	6	4	2	2	0.0	0.0	0	0	-	0	0	0	0	0

ADDITIONAL STATISTICS: Special teams tackles: 6. NFL debut: at Car., 9/11/22. First NFL start: at Min., 11/23/22.

BELL'S GAME-BY-GAME STATISTICS

2022, CLEVELAND

Date	Opp	TACKLES						INTERCEPTIONS				FUMBLES			
		GP	GS	Tot	So	As	SK	Yds	Tot	Yds	Lg	TD	PD	FF	FR
9/11	at Cin-W	1	0	0	0	0	0.0	0.0	0	0	-	0	0	0	0
9/18	NFL	1	0	0	0	0	0.0	0.0	0	0	-	0	0	0	0
9/25	Pit-W	1	0	0	0	0	0.0	0.0	0	0	-	0	0	0	0
10/2	Pit-L	1	0	0	0	0	0.0	0.0	0	0	-	0	0	0	0
10/9	LAC-L	1	0	0	0	0	0.0	0.0	0	0	-	0	0	0	0
10/16	NE-L	1	0	0	0	0	0.0	0.0	0	0	-	0	0	0	0
10/23	at Buf-L	1	0	0	0	0	0.0	0.0	0	0	-	0	0	0	0
10/31	Cin-W	1	0	0	0	0	0.0	0.0	0	0	-	0	0	0	0
11/7	at Min-L	1	SS	0	0	0	0.0	0.0	0	0	-	0	0	0	0
11/20	at Buf-L														
11/27	TB-W	1	0	0	0	0	0.0	0.0	0	0	-	0	0	0	0
12/4	at Hou-W	1	0	0	0	0	0.0	0.0	0	0	-	0	0	0	0
12/11	at Cin-L	1	0	0	0	0	0.0	0.0	0	0	-	0	0	0	0
12/18	Buf-W	1	0	0	0	0	0.0	0.0	0	0	-	0	0	0	0
12/24	IND-L	1	0	0	0	0	0.0	0.0	0	0	-	0	0	0	0
1/1	at Hou-W	1	S	2	2	1	0.0	0.0	0	0	-	0	0	0	0
1/8	at Pit-L	1	S	2	2	1	0.0	0.0	0	0	-	0	0	0	0
2022 totals		16	2	6	4	2	0.0	0.0	0	0	-	0	0	0	0

STAFF

PLAYERS

2021 SEASON

HISTORY

RECORDS

GAME DAY

18



DAVID BELL

POSITION WIDE RECEIVER

HEIGHT 6-1

WEIGHT 212

SCHOOL PURDUE

BORN 12/14/2000

ACQUIRED D3C - '22

EXPERIENCE 2ND

CAREER TRANSACTIONS

Originally drafted by the Cleveland Browns in the third round (99th overall) of the 2022 NFL Draft.

KEY NOTES

- Appeared in 16 games with three starts as a rookie in 2022, recording 24 receptions for 214 yards.
- Started 26 of 29 games over three seasons for the Boilermakers from 2019-21. Concluded collegiate career with 232 catches for 2,946 yards and 21 touchdowns. Led the Big Ten in receptions per game (8.5) and receiving yards per game (116.9) in 2021 en route to being named the Richter-Howard Receiver of the Year for the conference.
- Set a Purdue record with 17 career 100-yard receiving games, which included seven during his 2021 All-American season, where he posted the second-highest single season receiving yardage total in school history with 1,286.

PERSONAL

- Native of Indianapolis, Ind. and attended Warren Central High School.
- Led his high school football and basketball teams to undefeated state championship seasons. The basketball team went 32-0 and he made the game-winning shot as time expired in the championship game.
- Named Indiana's 2018 Gatorade Player of the Year.
- Majored in financial counseling and planning at Purdue.

BELL'S CAREER STATISTICS

Year	Team	GP	GS	RECEIVING					RUSHING				
				Re	Yds	Avg	LG	TD	Att	Yds	Avg	Lg	TD
2022	Cle	16	3	24	214	8.5	29	0	0	0	0	0	0

ADDITIONAL STATISTICS & CAREER MILESTONES: Special teams tackles: 2. NFL debut: at Car., 9/11/22. First NFL start: at Car., 9/11/22. First NFL catch: 6 yards (1.Drouot) vs. NYJ, 9/18/22.

BELL'S GAME-BY-GAME STATISTICS

2022, CLEVELAND												
Date	Opp	GP	GS	Re	Yds	Avg	Lg	TD	Att	Yds	Avg	Lg
9/11	at Car-W	1	WR	0	0	--	--	0	0	0	--	--
9/18	NYJ-L	1	WR	1	6	6.0	6	0	0	0	--	--
9/22	Pit-W	1		1	6	6.0	6	0	0	0	--	--
10/2	at Atl-L	1		2	35	17.5	20	0	0	0	--	--
10/9	LAC-L	1		1	6	6.0	6	0	0	0	--	--
10/16	at NE-L	1		1	15	15.0	0	0	0	0	--	--
10/23	at Bal-L	1		1	7	7.0	7	0	0	0	--	--
10/31	Cr-W	1	WR	2	27	13.5	14	0	0	0	--	--
11/2	at Min-L	1		2	24	12.0	12	0	0	0	--	--
11/20	at Buf-L	1		4	22	5.5	8	0	0	0	--	--
11/27	TB-W	1		4	23	5.8	9	0	0	0	--	--
12/4	at Hou-W	1	WR	0	0	--	--	0	0	0	--	--
12/11	at Cin-L	1		3	27	9.0	13	0	0	0	--	--
12/17	at Wa-W	1		***inactive - thumb, toe***	0	--	--	0	0	0	--	--
12/24	at NYJ-L	1		3	18	6.0	10	0	0	0	--	--
1/1	at Was-W	1		0	0	--	--	0	0	0	--	--
1/8	at Pit-L	1		0	0	--	--	0	0	0	--	--
2022 totals		16	3	24	214	8.9	20	0	0	0	--	--



JOEL BITONIO

POSITION GUARD

HEIGHT 6-4

WEIGHT 320

SCHOOL NEVADA

BORN 10/11/1991

ACQUIRED 02-'14

EXPERIENCE 10TH

Also voted the 2022 winner of the PFWA Joe Thomas Award for team MVP.



CAREER TRANSACTIONS

Originally drafted by Cleveland in the second round (35th overall) of the 2014 NFL Draft.

AWARDS/HONORS

- Five-time (2018-22) Pro Bowl selection, becoming the first Browns guard to be named to five consecutive Pro Bowls since Pro Football Hall of Famer Gene Hickerson made six straight from 1966-71.
- Became the ninth Brown to be named to five consecutive Pro Bowls, joining Pro Football Hall of Famers QB Otto Graham (1951-55), RB Jim Brown (1958-66), G Gene Hickerson (1966-71), T/K Lou Groza (1951-56) and RB Leroy Kelly (1967-72), T Joe Thomas (2008-17), as well as G Jim Ray Smith (1959-63) and T Dick Schafrath (1964-69).
- Named to the All-Pro team each of the past five seasons, including first team honors the past two years.
- Selected to the PFWA All-NFL team from 2020-22. Joined DE Myles Garrett as the only NFL players to make the team each of the past three seasons. Voted to the 2014 PFWA All-AFC team, the only offensive rookie on the team. Also named to PFWA All-Rookie team in 2014.
- Sporting News All-Pro Team honoree in 2020 and 2021.
- 2022 Browns Walter Payton Man of the Year.
- Named Browns 2018 Art Rooney Sportsmanship Award winner.
- Three-time (2017-18, 2021) winner of the PFWA Dino Lucarelli Good Guy award, the only player to win the award three times.

KEY NOTES

- Longest tenured member of the Browns.
- Hasn't missed an offensive snap since the start of the 2017 season, including starting two games at left tackle in 2021, due to injuries and COVID-19.
- Signed a three-year contract extension with the Browns during the 2021 season that carries through 2025.
- His 129 starts are the second-most by a Brown (Joe Thomas, 167) since the team returned in 1999.
- Opened holes for RB Nick Chubb who finished third in the NFL with a career-high 1,525 rushing yards in 2022.
- Helped the Browns lead the NFL in rushing average in 2021 with a 5.09 mark, the highest average by a Browns team since 1966. The offensive line opened holes for Nick Chubb, who finished second in the league in rushing yards.
- Paved the way for the Browns to finish 2020 third in the NFL in rush yards (2,374) and fifth in yards per carry (4.80 avg.). Helped the Browns record four games with at least 200 rushing yards, their most in a season since 1978. Opened holes for Nick Chubb who became the first Browns RB to amass 1,000 rushing yards in back-to-back seasons (2019-20) since Jamal Lewis (2007-08).
- Helped Chubb (1,067) and Kareem Hunt (841) become the only pair of teammates to each record 840-plus rushing yards in 2020, highlighted in a win against Houston on Nov. 15, when Chubb (126) and Hunt (104) became the first Browns to each record 100 yards rushing in the same game since 1966.
- Opened holes for Nick Chubb, who finished second in the NFL in 2019 with 1,494 rushing yards.
- Protected Baker Mayfield, who set an NFL

BEYOND FOOTBALL

- rookie record with 27 touchdown passes in 2018 and became just the second Browns QB to pass for 3,000 yards in three consecutive seasons (2018-20).
- Recorded first career special teams tackle on Nov. 23, 2014, making a downfield tackle on Devin Hester following a missed field goal to save a potential return touchdown in a 26-24 win at Atlanta.
- Had the unique experience of playing left guard in between 10-time Pro Bowl left tackle Joe Thomas and seven-time Pro Bowl center Alex Mack his first two seasons.

PERSONAL

- Last name is pronounced buh-TONE-ee-oh.
- Married, Courtney, and the couple have a daughter, Zoey, and a son, Benjamin.
- Late father, Mike, was a mixed martial arts bareknuckle fighter in the early 1990's.
- Attended Woodrow Wilson Classical High School in Long Beach, Calif. Was inducted in the school's athletic hall of fame in 2015.
- Enjoys cooking and hosted a segment on Browns television where he visited Cleveland-area restaurants, interacted with celebrity chefs and participated in cooking challenges.
- Majored in economics at Nevada.

- Hosts an annual "Shop with a Pro" event, where he provides gift cards and new shoes during the holiday season for 30 children from City of Cleveland Recreation Centers.
- One of the most active Browns in the community, participating in numerous opportunities in the Cleveland area, including stuffing USO care packages and deployment bags for service members, visiting elementary schools, participating in hospital visits and supporting the Greater Cleveland Food Bank.
- Active with A Kid Again Northern Ohio, an organization that serves more than 800 families of children with life-threatening conditions through year-round, cost-free, fun-filled adventures and support for the whole family. Bitonio hosted families as special guests at training camp and during regular season practices in 2022.
- Wore cleats in support of his father via the American Heart Association for My Cause, My Cleats.
- Named the American Legion Man of the Year in 2015.

BITONIO'S CAREER STATISTICS

Year	Team	GP	GS
2014	Cle	16	16
2015	Cle	10	10
2016	Cle	9	9
2017	Cle	16	16
2018	Cle	16	16
2019	Cle	16	16
2020	Cle	16	16
2021	Cle	17	17
2022	Cle	17	17
NFL Totals		129	129

PLAYOFFS

Year	Team	GP	GS
2020	Cle	1	1
NFL Totals		1	1

CAREER MILESTONES: NFL debut: at PH, 9/7/14. First NFL start: at PH, 9/7/14.

13



COREY BOJORQUEZ

POSITION PUNTER

HEIGHT 6-0

WEIGHT 217

SCHOOL NEW MEXICO

BORN 9/13/1996

ACQUIRED UFA (G.B.) - '22

EXPERIENCE 6TH

CAREER TRANSACTIONS

Originally signed by the New England Patriots as an undrafted free agent on May 14, 2018... Waived by the Patriots on Sept. 1, 2018... Claimed via waivers by the Buffalo Bills on Sept. 2, 2018...Signed to the Los Angeles Rams on April 20, 2021...Traded to the Green Bay Packers on Aug. 31, 2021...Signed by the Cleveland Browns as an unrestricted free agent on April 4, 2022.

AWARDS/HONORS

- 2022 Week 17 AFC Special Teams Player of the Week.

KEY NOTES

- Has booted an NFL-high five punts of 70-yards or more over the past three seasons, no other NFL player has recorded more than two during that span.
- Set Browns record for gross average in a season with a 45.8 mark in 2022, and recorded the second-highest net average in team history with a 41.0 mark.
- Kicked the two of the five longest punts in the NFL over the past two seasons. Registered a 76-yard punt in 2022 (tied for fourth) and an 82-yard punt in 2021 (second).
- Punted four times (46.8 avg., 43.0 net) with two inside 20-yard line (4, 5) and 64-yard long at Washington in Week 17 of 2022, earning AFC Special Teams Player of the Week honors for the performance.
- Set a Packers single-season record with a 46.5 average in 2021.
- Led the league with an average of 50.8 yards per punt in 2020, which tied for fourth best in league history.

PERSONAL

- Last name is pronounced: bo-HOR-kez
- Kicks with his left foot but is right-handed.
- Native of Lakewood, Calif. and attended Mayfair High School.

- Majored in liberal arts at New Mexico.
- Is an ordained minister. Credits reality TV personality and skateboarder Rob Dyrdek for inspiring him to get ordained.
- Collects vintage cars. His first car was a 1966 Mustang.

BEYOND FOOTBALL

- Participated in several community activities and supported March of Dimes for the NFL's My Cause, My Cleats initiative.

BOJORQUEZ'S CAREER STATISTICS

Year	Team	GP	No	Yds	Gross Avg	Opp Ret	Opp Yds	Net Avg	TB	FC	In 20	Lg	Blk
2018	Buf	8	45	2,028	45.1	29	157	254.4	4	9	22	80	1
2020	Buf	16	79	3,313	41.9	18	157	277.7	7	26	34	67	1
2020	Buf	16	41	2,082	50.8	16	138	444.0	7	8	18	72	0
2021	GB	17	53	2,467	45.5	21	269	403.0	4	12	18	82	0
2022	Cle	17	61	2,859	46.5	26	319	413.0	7	8	23	76	0
NFL totals	74	279	12,649	45.1	101	1,019	410.0	63	61	115	82	8	1

Year	Team	FIELD GOALS				EXTRA POINTS				SCORING			
		FGM	FSA	Pct	Lg	Blk	XP	NPA	Pct	Blk	Points		
2018	Buf	0	0	0.0	-	0	0	0	0	0	0	0	0
2019	Buf	0	0	0.0	-	0	0	0	0	0	0	0	0
2020	Buf	0	0	0.0	-	0	0	0	0	0	0	0	0
2021	GB	0	0	0.0	-	0	0	0	0	0	0	0	0
NFL totals	0	0	0	0.0	-	0	0	0	0	0	0	0	0

Year	Team	FIELD GOALS		EXTRA POINTS		SCORING			
		1-19	20-29	30-39	40-49	50+	Pct		
2018	Buf	0/0	-	0/0	-	0/0	-	0/0	0.0
2019	Buf	0/0	-	0/0	-	0/0	-	0/0	0.0
2020	Buf	0/0	-	0/0	-	0/0	-	0/0	0.0
2021	GB	0/0	-	0/0	-	0/0	-	0/0	0.0
NFL totals	0/0	0/0	-	0/0	-	0/0	-	0/0	0.0

Year	Team	GP	No	Yds	Gross Avg	Opp Ret	Opp Yds	Net Avg	TB	FC	In 20	Lg	Blk	PLAYOFFS	
														Yds	Blk
2019	Buf	1	4	178	44.8	1	11	27.0	1	1	1	58	0	0	0
2020	Buf	3	11	483	42.9	2	34	40.8	1	3	5	58	0	0	0
2021	GB	1	5	255	47.0	3	25	25.0	0	0	0	59	1	0	0
Playoff totals	5	0	6/7	44.3	6	47	38.8	2	4	6	59	1	0	0	0

SINGLE-GAME HIGHS & CAREER MILESTONES: PUNTS Total - 8, twice at Bal, 9/19/03; at GB, 9/30/08; Avg. - 68.0, at SF, 10/7/00; Net Avg. - 63.0, at Den, 12/16/01; Long - 80, at Chi, 10/17/01; 5A, 20 - 5, at Min, 9/23/08; TB - 2, five times; last, vs. LAC, 9/16/08.

BOJORQUEZ'S GAME-BY-GAME STATISTICS

2022 CLEVELAND													
Date	Opp	G	No	Blk	Yds	Gross Avg	Lg	TB	In 20	Ret	Yds	Net Avg	Net Avg
9/11	at Cin-W	1	4	0	187	46.8	58	1	2	1	10	177	38.3
9/19	at NYJ	1	3	0	155	52.0	63	0	2	1	15	140	42.7
9/22	PH-W	1	5	0	203	40.6	61	1	2	0	0	183	36.8
10/2	at Atl-L	1	3	0	104	48.0	62	0	2	1	18	126	42.0
10/9	at LAC-L	1	2	0	119	59.5	61	0	1	1	21	107	53.5
10/16	NE-L	1	3	0	133	44.3	45	0	1	3	35	98	32.7
10/23	at Buf-L	1	3	0	173	57.7	76	1	1	1	46	107	38.7
10/31	Cin-W	1	2	0	67	33.5	37	0	1	1	7	148	50.8
11/3	at Mia-L	1	1	0	41	41.0	41	0	0	1	18	33	33.0
11/6	at Buf-L	1	3	0	127	42.3	55	0	0	2	37	90	30.0
11/27	Ten-W	1	6	0	269	54.8	65	2	1	2	34	265	44.2
12/4	at Hou-W	1	6	0	311	51.8	67	0	4	3	44	206	44.8
10/11	at Cin-L	1	4	0	200	50.0	65	0	1	3	14	206	51.5
12/17	Buf-W	1	3	0	155	51.7	70	0	1	1	7	148	43.0
12/24	MD-L	1	5	0	213	42.6	57	1	3	1	0	193	38.8
1/1	at Was-W	1	4	0	187	46.8	64	0	2	1	15	172	43.0
1/8	at Pac-L	1	4	0	194	48.5	58	1	0	3	20	154	38.5
2022 totals	17	61	0	2,859	46.5	76	7	20	28	519	1,500	41.0	1

STAFF

2021 GREEN BAY

Date	Opp	G	No	Blk	Yds	Gross Avg	Lg	Td	In 20	Ret	Ret Yds	Net Yds	Net Avg
9/05 at KC-L	1	4	0	176	64.0	59	0	1	1	15	353	46.8	
9/10 at Det-W	1	3	0	140	46.7	56	0	2	1	10	130	43.3	
9/16 at SF-W	1	2	0	104	52.0	63	0	1	2	22	141	47.0	
10/01 at Phi-W	1	2	0	139	69.0	57	0	1	1	14	124	41.2	
10/10 at Cin-W	1	2	0	67	33.5	36	0	1	1	2	85	26.5	
10/17 at Chi-W	1	2	1	189	94.0	82	1	0	2	11	137	45.7	
10/24 at Was-W	1	2	0	139	69.5	53	0	1	0	0	139	69.5	
10/31 at Ari-W	1	3	0	154	51.3	59	0	2	3	14	140	46.7	
11/07 at KC-L	1	4	0	217	54.3	63	1	1	2	9	194	48.5	
11/14 at San-W	1	2	0	140	46.7	50	0	1	0	0	140	46.7	
11/21 at Min-L	1	2	0	102	51.0	82	0	1	1	8	94	47.0	
11/28 at LAR-W	1	5	0	212	42.4	61	0	3	1	13	159	35.6	
12/05 at Chi-W	1	4	0	171	42.8	57	0	1	3	131	40	31.0	
12/12 at Bal-W	1	3	0	146	48.7	59	0	0	0	0	126	42.0	
12/19 at Det-W	1	5	0	236	47.0	56	0	1	0	26	209	40.8	
1/2 at Min-W	1	2	0	82	21.5	39	1	0	0	0	82	21.5	
1/9 at Det-L	1	1	0	35	26.0	25	0	1	0	0	35	26.0	
2021 totals	17	53	0	2407	45.5	62	4	10	21	208	213	40.3	
1/20 at SF-L	1	2	1	225	40.0	59	0	3	2	32	413	25.5	

AFC Divisional Round

2021 BUFFALO

Date	Opp	G	No	Blk	Yds	Gross Avg	Lg	Td	In 20	Ret	Ret Yds	Net Yds	Net Avg
9/13 at NYG-W	1	1	0	53	53.0	53	0	0	0	0	53	53.0	
9/20 at Mia-W	1	4	0	104	41.0	45	0	2	2	11	153	38.3	
9/27 at LAR-W	1	2	0	136	68.0	72	0	2	0	0	136	68.0	
10/4 at LWJ	1	3	0	139	46.3	51	2	1	0	16	83	27.7	
10/11 at Ten-L	1	2	0	129	64.0	71	0	1	2	40	89	44.0	
10/18 at KC-L	1	4	0	213	53.3	59	0	4	2	2	211	52.8	
10/25 at NYG-W	1	0	0	0	0	0	0	0	0	0	0	0	
11/1 at NE-W	1	3	0	122	40.7	46	0	0	1	15	107	35.7	
11/8 at San-W	1	2	0	107	53.5	34	1	0	1	8	81	40.5	
11/15 at Atl-L	1	4	0	186	46.5	61	1	2	1	15	151	37.8	
11/29 at LAC-W	1	3	0	189	56.0	85	2	1	0	0	129	42.7	
12/07 at SF-W	1	1	0	88	88.0	88	0	0	1	16	52	52.0	
12/13 at Phi-W	1	5	0	208	45.6	54	0	2	1	0	208	45.6	
12/19 at Den-W	1	1	0	63	63.0	63	0	1	1	0	63	63.0	
12/26 at NE-W	1	2	0	113	56.5	62	0	2	1	5	109	54.5	
1/3 at Mia-W	1	4	0	214	53.5	69	1	2	1	12	182	45.5	
2021 totals	18	43	0	2,012	46.8	72	7	10	10	138	1,204	40.2	
1/9 at Ind-W	1	4	0	168	42.0	56	0	1	1	14	174	43.5	
1/16 at Bal-W	1	4	0	147	36.8	53	1	2	0	0	127	31.8	
1/23 at KC-L	1	3	0	149	49.3	56	0	2	1	0	149	49.3	

AFC Wild Card Round

AFC Divisional Round

AFC Championship

2019 BUFFALO

Date	Opp	G	No	Blk	Yds	Gross Avg	Lg	Td	In 20	Ret	Ret Yds	Net Yds	Net Avg
9/08 at NYG-W	1	2	0	130	65.0	63	0	1	0	0	130	65.0	
9/15 at NYG-W	1	7	0	325	46.4	63	1	1	3	75	250	25.7	
9/22 at SF-W	1	5	0	173	34.6	42	0	3	2	8	185	23.0	
9/29 at NE-L	1	5	1	180	26.0	44	0	3	0	0	180	26.0	
10/06 at Ten-W	1	6	0	300	50.0	64	1	4	2	2	258	43.0	
10/13 at Mia-W	1	3	0	127	42.3	45	0	1	1	19	118	39.0	
10/27 at Phi-L	1	6	0	207	46.8	59	0	2	1	8	201	36.5	
11/3 at Was-W	1	3	0	120	40.0	59	0	1	1	0	120	40.0	
11/10 at Chi-L	1	4	0	159	43.8	64	0	3	1	0	159	43.8	
11/17 at Mia-W	1	5	0	219	43.8	51	0	1	0	0	219	43.8	
11/24 at Den-W	1	4	0	128	32.0	35	1	4	0	0	128	32.0	
11/29 at Den-W	1	3	0	126	42.0	59	0	2	0	0	126	42.0	
12/06 at Bal-L	1	7	0	300	42.9	67	0	1	1	1	279	29.8	
12/15 at Phi-W	1	6	0	249	41.5	52	0	3	2	20	229	38.2	
12/22 at NE-L	1	6	0	256	42.6	57	0	2	3	17	249	41.5	
12/29 at NE-L	1	6	0	235	39.2	51	0	2	1	9	239	39.6	
2019 totals	16	79	1	3,313	41.9	67	7	24	18	167	1,616	37.7	
1/4 at Wash-L	1	4	0	179	44.8	56	0	1	1	11	148	27.0	

AFC Wild Card Round

2018 BUFFALO

Date	Opp	G	No	Blk	Yds	Gross Avg	Lg	Td	In 20	Ret	Ret Yds	Net Yds	Net Avg
9/09 at Bal-L	1	6	0	207	46.8	59	0	5	8	34	242	29.9	
9/16 at LAC-L	1	5	0	223	44.6	54	1	2	3	17	186	37.2	
9/23 at Mia-W	1	6	0	259	43.2	59	0	5	1	0	259	43.2	
9/30 at GB-L	1	6	0	248	41.5	60	0	4	5	20	229	41.0	
10/07 at Ten-W	1	4	0	175	43.8	48	1	1	2	39	116	29.0	
10/14 at Hou-L	1	5	1	243	48.6	60	0	2	3	7	236	38.3	
10/21 at Ind-L	1	4	0	185	46.3	61	0	3	0	0	185	46.3	
10/29 at NE-L	1	5	0	199	39.8	53	2	2	0	0	199	39.8	
11/4 at Chi-L													
11/11 at NYG-W													
11/18 at Atl-W													
12/02 at NE-L													
12/09 at NE-L													
12/16 at Det-W													
12/23 at NE-L													
12/30 at Mia-W													
2018 totals	6	45	1	2,209	49.1	60	4	22	20	137	1,011	39.4	

PLAYERS

2021 SEASON

HISTORY

RECORDS

GAME DAY

MOST PRO BOWL SELECTIONS

The Browns have had 105 individuals selected to the Pro Bowl, with 58 players earning the honor multiple times. Last year, G Joel Bitonio (fifth), RB Nick Chubb (fourth), DE Myles Garrett (fourth) and G Wyatt Teller (second) earned Pro Bowl nods in 2023. Bitonio is the first Browns guard to be selected to five consecutive Pro Bowls since Pro Football Hall of Famer Gene Hickerson made six straight (1966-71). Chubb joined Jim Brown (1958-66) and Leroy Kelly (1967-72) as the only Browns RBs to make four consecutive Pro Bowls. Garrett is the first Browns DE to make four Pro Bowls since Bill Glass (1963-65 and 1968). Joe Thomas has the most Pro Bowl honors in franchise history with 10, followed by Pro Football Hall of Famers Jim Brown (nine) and Lou Groza (nine).

Player	Pos.	Years#	Total
1. Joe Thomas	T	2008-17	10
2. Jim Brown*	RB	1958-66	9
Lou Groza*	T	1951-56, 1958-60	9
4. Leroy Kelly*	RB	1967-72	6
Gene Hickenson*	G	1966-71	6
Dick Schaftrath	T	1964-69	6

*Denotes member of the Pro Football Hall of Fame
#Year indicates the year in which Pro Bowl game was played

88



CAREER TRANSACTIONS

Originally drafted by the Cleveland Browns in the fourth round (115th overall) in the 2020 NFL Draft.

AWARDS/HONORS

- Named to PFWA's 2020 NFL All-Rookie team.
- Browns' 2020 Maurice Bassett Award winner for standout training camp performance by a rookie.

KEY NOTES

- Registered career high for receptions (31) and receiving yards (239) with one touchdown in 2022. As a blocker, helped Browns compile 2,490 rushing yards, the third-highest total in team history and most since 1963 (2,639).
- Along with TEs Austin Hooper and David Njoku, helped the Browns be the only team in 2021 to have three TEs with at least three TDs.
- Led all NFL rookie tight ends with three receiving touchdowns in 2020.
- Set a career-high with two receiving touchdowns at Cincinnati on Oct. 25, 2020.
- Honored with the 2020 John Mackey Award, as the nation's most outstanding tight end (only G-5 winner in the awards' history). Earned unanimous All-America status at Florida Atlantic. Tallied 148 career receptions, 2,137 yards and 16 touchdowns in his four years at FAU.
- Became the second FAU tight end to be drafted along with for Brown Rob Housler, who was taken in the third round by the Arizona Cardinals in 2011.

PERSONAL

- Native of Macon, Ga. and attended John Millledge Academy in Milledgeville, Ga.
- Majored in health administration.
- Three-sport athlete (football, basketball and baseball) in high school.

HARRISON BRYANT

POSITION TIGHT END

HEIGHT 6-5

WEIGHT 230

SCHOOL FLORIDA ATLANTIC

BORN 4/23/1998

ACQUIRED 04 - '20

EXPERIENCE 4TH

BEYOND FOOTBALL

- Wore "Stop Hate" as a helmet decal throughout the 2020 season to support the NFL's social justice initiatives.
- Volunteered at the Cleveland Food Bank and numerous youth football camps in the Cleveland area.

BRYANT'S CAREER STATISTICS

Year	Team	RECEIVING										RUSHING			
		GP	GS	No	Yds	Avg	LG	TD	Att	Yds	Avg	Lng	TD		
2020	Cle	15	9	24	288	9.9	35	3	0	0	-	-	0		
2021	Cle	18	9	21	222	11.1	41	2	0	0	-	-	0		
2022	Cle	17	9	31	239	7.7	30	1	1	8	8.0	8	0		
NFL Totals		49	27	76	750	9.9	41	7	1	8	8.0	8	0		

PLAYOFFS

Year	Team	RECEIVING										RUSHING			
		GP	GS	No	Yds	Avg	LG	TD	Att	Yds	Avg	Lng	TD		
2020	Cle	2	1	0	0	-	0	0	0	0	-	-	0		

ADDITIONAL STATISTICS: Special teams tackles - 2 in 2021. Fumbles - 2 (2 lost).

SINGLE-GAME HIGHS & CAREER MILESTONES: RECEIVING: Receptions - 4, five times; last at Buf (Ford Field, 11/20/22). Yards - 56, at Cin, 10/25/20. TDs - 2, at Cin, 10/25/20. Long - 41, at Buf, 11/20/22. NFL debut: at Buf, 9/13/20. First NFL start: at Buf, 9/13/20.

BRYANT'S GAME-BY-GAME STATISTICS

2022, CLEVELAND

Date	Opp	GP	GS	No	Yds	Avg	Lng	TD	
9/11	at Cin	1	1	2	18	9.0	9	0	
9/19	NFL	1	1	TE	3	45	15.0	20	0
9/22	Pit	1	1	TE	0	0	-	-	0
10/2	at Atl	1	TE	4	18	4.5	9	0	
10/9	LAC	1	TE	0	0	-	-	0	
10/16	NFL	1	TE	3	19	6.0	7	0	
10/23	at Buf	1	TE	2	35	7.5	14	0	
10/31	Cin	1	1	0	0	-	-	0	
11/3	at Mia	1	TE	3	35	5.0	12	1	
11/6	at Buf	1	4	41	10.3	14	0		
11/17	Ten	1	2	26	6.5	8	0		
12/4	at Hou	1	1	6	6.0	6	0		
12/11	at Cin	1	1	8	8.0	8	0		
12/17	Buf	1	2	7	3.5	5	0		
12/24	NFL	1	TE	0	0	-	-	0	
1/1	at Was	1	TE	2	19	9.5	12	0	
1/8	at Pit	1	TE	2	20	10.0	14	0	
2022 Totals		17	9	31	239	7.7	30	1	

2021, CLEVELAND

Date	Opp	GP	GS	No	Yds	Avg	Lng	TD
9/12	at KC	1	1	17	17.0	17	0	
9/19	Hou	1	4	49	12.3	29	0	
9/26	at Mia	1	TE	0	0	-	-	0
10/3	at Cin	1	1	9	3.0	3	0	
10/10	at LAC	1	TE	0	0	-	-	0
10/17	at Atl	1	1	15	15.0	15	0	
10/24	at Den	1	1	33	16.5	21	0	
10/31	at Cin	1	2	26	13.0	21	0	
11/7	at Cin	1	2	19	6.0	13	0	
11/14	at Den	1	2	19	6.0	13	0	
11/21	at Cin	1	0	0	-	-	0	
11/28	at Buf	1	TE	3	50	16.7	41	0
12/2	at Buf	1	TE	3	50	16.7	41	0
12/10	LVA	1	2	11	5.5	8	1	
12/15	at Cin	1	1	11	11.0	11	0	
1/3	at Pit	1	1	1	1.0	1	1	
1/9	at Cin	1	1	9	9.0	9	0	
2021 Totals		18	9	21	222	11.1	41	2

2020, CLEVELAND

Date	Opp	GP	GS	No	Yds	Avg	Lng	TD
9/13	at Buf	1	TE	1	5	5.0	5	0
9/17	Cin	1	1	14	14.0	14	0	
9/27	at Was	1	TE	1	9	9.0	9	0
10/4	at Buf	1	4	27	6.3	16	0	
10/11	at Den	1	0	0	-	-	0	
10/18	at Pit	1	1	11	11.0	11	0	
10/25	at Cin	1	TE	16	140	26	2	
11/5	LVA	1	TE	3	25	8.3	10	0
11/15	Hou	1	TE	0	0	-	-	0
11/22	Pit	1	TE	0	0	-	-	0
11/29	at Jew	1	TE	1	13.0	13.0	13	0
12/6	at Ten	1	TE	0	0	-	-	0
12/14	at Buf	1	TE	3	18	6.0	8	0
12/20	at NYG	1	2	19	9.5	10	0	
12/27	at NYJ	1	0	37	12.3	14	0	
1/3	Pit	1	0	0	0	-	-	0
2020 Totals		15	9	24	288	9.9	35	3
1/10	at Pit	1	TE	0	0	-	-	0
1/17	at KC	1	TE	0	0	-	-	0

AFC Wild Card Round

AFC Divisional Round

STAFF

PLAYERS

2021 SEASON

HISTORY

RECORDS

GAME DAY



CAREER TRANSACTIONS

Selected by the Cleveland Browns in the second round (35th overall) of the 2018 NFL Draft.

AWARDS/HONORS

- Earned four consecutive Pro Bowl selections (2019-22), including starting honors in 2019 and 2022. Joined Hall of Famers Jim Brown (1958-66) and Leroy Kelly (1967-72) as the only Browns RBs to make four consecutive Pro Bowls.
- 2022 AP second-team All-Pro.
- Named to the 2021 PFWA All-NFL team and the 2019 and 2020 PFWA All-AFC teams.
- Finalist for NFL FedEx Ground Player of the Year in 2019, 2021 and 2022.
- Four-time Browns Art Rooney Sportsmanship Award winner (2019-22) and was one of eight NFL finalists in 2022.
- Voted NFL FedEx Ground Player of the Week in Week 10 in 2018, Week 4 in 2019 and Week 9 in 2021.
- Named AFC Offensive Player of the Week for Week 4 in 2019.
- Two-time NFL Pepsi Rookie of the Week (Weeks 4 and 10) in 2018.
- One of five 2018 NFL Pepsi Rookie of the Year finalists.
- Three-time Browns Art Rooney Sportsmanship Award winner (2019-21).
- Browns 2020 Ed Block Award winner.

KEY NOTES

- Inked a three-year extension during training camp in 2021 linking him with the team through the 2024 season.
- Third player all-time to record at least 950 rushing yards and eight rushing touchdowns in each of their first five seasons, joining Pro Football Hall of

NICK CHUBB

POSITION RUNNING BACK

HEIGHT 5-11

WEIGHT 227

SCHOOL GEORGIA

BORN 12/27/1995

ACQUIRED D2B - '18

EXPERIENCE 6TH

Famer LaDainian Tomlinson and Adrian Peterson.

- Fifth player in NFL history to record at least eight rushing touchdowns in each of their first five seasons, joining Pro Football Hall of Famers Jim Brown, Emmitt Smith and LaDainian Tomlinson, as well as Adrian Peterson.
- Since entering the NFL in 2018, leads all RBs in yards per rush (5.24) and rushes of 10-plus yards (189), while ranking second in rushing yards (6,341) and rushing touchdowns (48).
- Finished 2022 with a career-high 1,525 rushing yards, joining Jim Brown as the only Browns to surpass 1,500 rushing yards in a season.
- Owns the longest rush (92t on Nov. 11, 2018) and third-longest rush (88t on Sept. 29, 2019) in Browns history and is the only Cleveland player with two carries of 75-plus yards.
- Finished second in the NFL in rushing yards in 2019 and 2021, while finishing third in 2022.
- Joined Jim Brown (1958-61) as the only Browns to rush for 1,000 yards in four consecutive seasons. Joined Minnesota's Dalvin Cook as the only NFL players to reach 1,000 rushing yards in each of the past four seasons.
- Led the NFL in rush average (5.52) in 2021 (min. 150 attempts).
- In 2020, became first Browns player to record 100 rushing yards and two rushing touchdowns in consecutive weeks since Leroy Kelly in 1967. Helped Browns finish 2020 third in the NFL in rush yards (2,374) and helped the team record four games with at least 200 rushing yards, its most in a season since 1978.
- Rushed for 126 yards against Houston on Nov. 15, 2020, and along with Kareem Hunt (104) to become the first Browns to each record 100 yards rushing in the same game since 1966.

- In 2020, became the first NFL player since Mercury Morris in 1972 (second since 1932) to rush for at least 1,000 yards and 12 touchdowns on 190 or fewer attempts. Joined Hall of Famers Jim Brown and Leroy Kelly as the only players in Browns history to record at least 12 rushing touchdowns in a single season.
- Recorded at least 75 scrimmage yards in first 14 games of the 2019 season, the longest such stretch in team annals and first NFL player to accomplish feat since Arizona's David Johnson in 2016.
- Registered seven 100-yard rushing games in 2019, the most by a Brown since 1968.
- Set a Browns record with 996 rushing yards in 2018.
- Recorded the second-most scrimmage yards by a Browns rookie in a season with 1,145 and tied for the second-most total touchdowns by a Browns rookie in a season with 10.
- Finished with the second-most rushing yards in Georgia history with 4,769, trailing only Herschel Walker (5,259).

PERSONAL

- Attended Cedartown (Ga.) High School and led the state in rushing.
- State champion shot putter in high school.
- Majored in agricultural business at Georgia.
- Family founded a town in Northwest Georgia, Chubbtown.
- Cousin, Bradley, was a first-round selection by the Denver Broncos in 2018 and currently plays for the Miami Dolphins.
- Big fan of Batman, especially the Dark Knight trilogy. Partnered with longtime friend Nathan Jones in 2022 to unveil a new Batman themed poster the night before every game called Sunday Knight Comic. The series depicts Chubb as Batman in Cleveland and opponent relate themes.

BEYOND FOOTBALL

- Launched a cinnamon toast flavored cereal, Chubb Churn, in 2021. The box features Chubb depicted as Batman. A portion of each sale benefits First Candle, a non-profit organization dedicated to the elimination of SIDS (sudden infant death syndrome) and other sleep-related infant deaths through education, while providing support for grieving families who have suffered a loss. His sister,

- Neidra, lost her firstborn son, Junior Stocks-Chubb, to SIDS.
- Supported Mommy Strong for My Cause, My Cleats in 2022. Mommy Strong is dedicated to serving grieving families experiencing the loss of a child by providing educational resources, an open space to tell your story and support through the grieving process.
- Teamed up with VKTRY Gear to provide 500 free pairs of insoles to frontline healthcare workers in 2020.
- Dedicated to serving grieving families experiencing the loss of a child by providing educational resources, an open space to tell your story, and support through the grieving process.
- Hosts youth football camps with Georgia teammate and best friend Rams RB Sony Michel.
- Participated in several Browns youth football camps, military appreciation events and hospital visits.

CHUBB'S CAREER STATISTICS

Year	Team	RUSHING										RECEIVING			
		GP	GS	No	Yds	Avg	Ln	TD	No	Yds	Avg	Ln	TD		
2018	Cle	16	9	180	996	5.2	94	8	20	149	7.5	24	2		
2019	Cle	16	16	269	1,494	5.0	98	9	26	279	7.7	32	0		
2020	Cle	12	12	180	1,067	5.6	59	12	16	150	9.4	26	0		
2021	Cle	14	14	229	1,259	5.5	70	8	20	174	8.7	40	1		
2022	Cle	17	17	292	1,635	5.6	49	12	27	229	8.9	28	1		
NFL totals		75	68	1,210	6,941	5.2	92	48	119	990	8.3	40	4		

PLAYOFFS

Year	Team	RUSHING										RECEIVING			
		GP	GS	No	Yds	Avg	Ln	TD	No	Yds	Avg	Ln	TD		
2020	Cle	2	2	31	145	4.7	23	0	6	73	12.2	40	1		

ADDITIONAL STATISTICS: 100-yard rushing games – 29 (185 at Atl., 9/29/19; 122, vs. Sea., 10/13/19; 131 at Ne., 10/27/19; 116 vs. Buf., 11/01/19; 108 vs. Min., 11/04/19; 106 vs. Cin., 12/01/19; 127 at Ari., 12/07/19; 105 at Oak., 9/20/20; 176 vs. Atl., 11/11/20; 100 at Det., 12/05/20; 112 vs. Cin., 12/05/20; 234 vs. Cin., 9/07/20; 104 vs. Min., 9/27/20; 126 vs. Min., 10/12/20; 114 vs. Phi., 11/05/20; 144 at Cin., 11/20/20; 108 vs. Phi., 11/21/20; 100 at Min., 10/29/21; 161, at Lac., 10/10/21; 137 at Cin., 11/07/21; 130 vs. Cin., 11/21/21; 132, at Gi., 10/25/21; 141, at Car., 9/11/22; 113 vs. Phi., 9/20/22; 118 at Ari., 12/02/22; 194 vs. Lac., 10/09/22; 101 vs. Cin., 10/16/22; 118 vs. TB., 11/27/22; 104 vs. Was., 11/29/22; 100-scrammage yard games – 37 (121 at LAR, 09/07/19; 163, at Bal., 9/07/19; 126 vs. Cin., 10/13/19; 142 vs. Min., 10/27/19; 123 vs. Buf., 11/07/19; 194 vs. Min., 11/04/19; 117 vs. Cin., 12/01/19; 148 at Atl., 12/05/19; 105 at Oak., 9/20/20; 133 vs. Ari., 11/11/20; 108 vs. Cin., 11/25/20; 100, at Det., 12/05/20; 112 vs. Cin., 12/05/20; 123 vs. Cin., 9/07/20; 114 vs. Was., 9/27/20; 126 vs. Min., 11/05/20; 114 vs. Phi., 11/05/20; 176 vs. Atl., 11/11/20; 100 at Ten., 10/25/20; 107 vs. Bal., 10/26/20; 108 vs. Phi., 11/02/20; 101 vs. KC, 9/20/21; 125 at Min., 10/02/21; 143 vs. Atl., 10/25/21; 167 at Cin., 11/07/21; 184 vs. Min., 11/21/21; 184 at Gi., 10/25/21; 183 at Car., 9/11/22; 113 vs. Min., 10/29/22; 127 at Ari., 12/02/22; 134 vs. Atl., 12/05/22; 114 vs. TB., 11/27/22; 135 vs. NY, 12/04/22; 141, at Was., 11/29/22; 1 special teams tackles – 5 in 2018; 9/20/22; 104 vs. Atl., 10/16/22; 10 vs. TB., 11/27/22; 135 vs. NY, 12/04/22; 141, at Was., 11/29/22; 1 special teams tackles – 5 in 2018; 9/20/22; Long – 425, vs. Ari., 11/11/20; RECEIVING – Respective – 5, three times; last at Phi., 10/23/20; Yards – 52, twice; vs. Min., 12/05/20; at Gi., 12/05/21; Tds – 1, four times; last at Phi., 11/02/21; Long – 40, at Gi., 12/05/21; NFL debut vs. Phi., 9/6/19; First NFL rushing TD – vs. Oak., 9/20/19.

CHUBB'S GAME-BY-GAME STATISTICS

2022, CLEVELAND

Date	Opp	RUSHING										RECEIVING			
		GP	GS	No	Yds	Avg	Ln	TD	No	Yds	Avg	Ln	TD		
9/6/21	at Car-W	1	RB	20	143	6.4	26	0	1	2	2.0	2	0		
9/13	NFL	1	RB	17	87	5.1	22	3	9	26	4.7	15	0		
9/20	PHI-W	1	RB	23	113	4.9	21	1	0	0	0	0	0		
10/2	at Atl.	1	RB	19	119	6.2	28	1	2	9	4.5	9	0		
10/9	LAC-A	1	RB	17	104	7.9	48	2	0	0	0	0	0		
10/16	NE-L	1	RB	12	59	4.7	19	0	1	14	14.0	14	0		
10/23	at Bal.	1	RB	16	91	5.7	22	1	2	16	8.0	14	0		
10/31	Car-W	1	RB	29	101	3.4	21	2	1	3	3.0	9	0		
11/6	at Min.	1	RB	12	62	5.2	11	0	1	1	1.0	9	0		
11/20	at Gi.	1	RB	14	119	8.4	12	0	3	48	16.0	26	0		
11/27	TB-W	1	RB	25	116	4.5	29	1	0	16	16.0	16	0		
12/4	at Hou-W	1	RB	17	80	4.7	21	0	0	0	0	0	0		
12/11	at Cin.	1	RB	14	94	2.4	13	0	3	20	6.7	12	0		
12/17	at Was-W	1	RB	21	99	4.7	19	0	0	0	0	0	0		
12/24	NOK-L	1	RB	24	92	3.8	19	1	1	10	10.0	10	0		
1/1	at Was-W	1	RB	14	104	7.4	35	0	1	12	12.0	12	0		
1/8	at Phi-L	1	RB	12	77	6.4	15	0	5	45	9.0	18	1		
2022 totals		17	17	227	1,120	5.0	67	12	27	230	8.5	21	1		

2021, CLEVELAND

Date	Opp	RUSHING										RECEIVING			
		GP	GS	No	Yds	Avg	Ln	TD	No	Yds	Avg	Ln	TD		
9/12	at NOK	1	RB	15	83	5.5	18	2	2	19	9.5	10	0		
9/19	Hou-W	1	RB	11	95	8.6	26	1	1	3	3.0	3	0		
9/26	Car-W	1	RB	22	94	4.3	14	0	0	0	0	0	0		
10/3	at Min-W	1	RB	21	100	4.8	13	0	1	5	5.0	5	0		
10/10	at LAC-L	1	RB	21	161	7.7	52	1	1	9	9.0	9	0		
10/17	Ari-L	**inactive - call*													
10/23	Det-W	**inactive - call**													
10/31	Phi-L	1	RB	16	81	5.1	21	0	1	8	8.0	8	0		
11/7	at Car-W	1	RB	14	137	9.8	78	2	2	26	13.0	29	0		
11/14	at NE-L	**rescheduled-13**													
11/21	Det-W	1	RB	22	130	5.9	15	0	2	14	7.0	11	0		
11/28	at Bal.	1	RB	8	16	2.0	5	0	2	23	11.5	10	0		
12/5	at Bal-W	1	RB	17	59	3.5	20	0	0	0	0	0	0		
12/12	at W-L	1	RB	23	91	4.0	24	1	1	2	2.0	2	0		
12/19	at Gi-L	1	RB	17	106	7.4	27	1	0	5	16.0	16	0		
1/2	at Phi-L	1	RB	12	4.9	0.4	2	0	0	0	0	0	0		
1/9	at Car-W	1	RB	9	5.6	0.6	3	0	1	2	2.0	2	0		
2021 totals		14	14	229	1,059	4.5	70	8	20	174	8.7	40	2		

2020 CLEVELAND

Date	Opp	RUSHING							RECEIVING						
		GP	SS	No	Yds	Avg	Lg	TD	No	Yds	Avg	Lg	TD		
9/13 at	Bal-L	1	RB	10	60	6.0	29	0	1	6	6.0	6	0		
9/17	Cin-W	1	RB	22	124	5.6	26	2	1	9	9.0	9	0		
9/27	Was-W	1	RB	18	108	6.0	25	2	1	2	2.0	2	0		
10/4 at	Bal-W	1	RB	6	43	7.2	21	0	0	0	-	-	0		
10/11	Ind-W														
10/18 at	Pit-L														
10/25 at	Cin-W														
11/1	LVA-L														
11/05	Was-W	1	RB	19	126	6.6	59	1	0	0	-	-	0		
11/22	Pit-W	1	RB	20	114	5.7	54	0	0	0	-	-	0		
11/29 at	Jax-W	1	RB	19	144	7.6	29	1	3	32	10.7	14	0		
12/6 at	Ten-W	1	RB	16	60	3.8	29	1	1	26	26.0	29	0		
12/14	Bal-L	1	RB	17	82	4.8	14	2	2	21	10.5	12	0		
12/20 at	NYG-W	1	RB	15	50	3.3	15	1	2	18	9.0	9	0		
12/27 at	WAS-L	1	RB	11	29	2.6	16	0	5	36	7.8	15	0		
1/3	Pit-W	1	RB	14	108	7.7	47	1	0	0	-	-	0		
2020 totals		12	17	180	1,027	5.6	59	12	16	150	6.4	26	0		
1/10 at	Pit-W	1	RB	19	78	4.2	23	0	4	89	11.3	42	1		
1/17 at	KC-L	1	RB	19	69	3.5	22	0	2	4	2.0	4	0		

*AFC Wild Card Round
*AFC Divisional Round

2019 CLEVELAND

Date	Opp	RUSHING							RECEIVING						
		GP	SS	No	Yds	Avg	Lg	TD	No	Yds	Avg	Lg	TD		
9/9	Pit-L	1	RB	3	21	7.0	17	0	0	0	-	-	0		
9/16 at	IND-L	1	RB	2	14	7.0	9	0	0	0	-	-	0		
9/20	NYG-W	1	RB	2	6	3.0	6	0	0	0	-	-	0		
9/30 at	Bal-L	1	RB	3	105	35.0	63	2	0	0	-	-	0		
10/7	Bal-W	1	RB	2	0	0.0	2	0	0	0	-	-	0		
10/14	LAC-L	1	RB	2	25	12.5	19	0	0	0	-	-	0		
10/21 at	TB-L	1	RB	18	90	5.0	21	1	0	0	-	-	0		
10/28 at	Pit-L	1	RB	65	316	4.9	20	0	2	10	5.0	8	0		
11/4	KC-L	1	RB	22	95	4.3	17	1	1	5	5.0	5	0		
11/11	Ari-W	1	RB	20	176	8.8	52	1	3	33	11.0	13	1		
11/25 at	Cin-W	1	RB	28	94	3.3	27	1	3	44	14.7	23	1		
12/2 at	Hou-L	1	RB	9	31	3.4	11	1	3	41	13.7	24	0		
12/9	Car-W	1	RB	13	66	5.1	29	1	4	17	4.3	9	0		
12/15 at	Den-W	1	RB	20	100	5.0	40	0	0	0	-	-	0		
12/22	Cin-W	1	RB	19	112	5.9	22	0	2	3	1.5	2	0		
12/30 at	Bal-L	1	RB	9	24	2.7	13	0	2	-4	-2.0	-2	0		
2019 totals		16	9	192	998	5.6	62	8	20	149	7.5	24	2		

STAFF

PLAYERS

2018 CLEVELAND

Date	Opp	RUSHING							RECEIVING						
		GP	SS	No	Yds	Avg	Lg	TD	No	Yds	Avg	Lg	TD		
9/9	Ten-L	1	RB	17	75	4.4	15	0	3	10	3.3	7	0		
9/16 at	NYG-W	1	RB	16	62	3.9	19	1	4	36	9.0	13	0		
9/22	LAR-L	1	RB	29	98	3.4	13	1	4	35	8.8	20	0		
9/29 at	Bal-W	1	RB	20	165	8.3	60	3	3	18	6.0	10	0		
10/7 at	SF-L	1	RB	16	97	6.1	37	0	1	12	12.0	12	0		
10/13	Sea-L	1	RB	20	122	6.1	52	2	5	17	3.4	9	0		
10/27 at	NE-L	1	RB	20	131	6.6	44	0	1	7	7.0	7	0		
11/9 at	Den-L	1	RB	20	85	4.3	11	0	4	26	6.5	11	0		
11/10	Bal-W	1	RB	20	118	5.9	24	2	5	25	5.0	8	0		
11/14	Pit-W	1	RB	27	92	3.4	12	0	0	0	-	-	0		
11/24	Mia-W	1	RB	21	106	5.0	17	1	3	58	19.3	32	0		
12/1 at	Pit-L	1	RB	16	59	3.6	12	0	1	21	21.0	21	0		
12/8	Cin-W	1	RB	15	108	7.1	57	0	1	11	11.0	11	0		
12/15 at	Ari-L	1	RB	17	127	7.5	32	1	3	21	7.0	17	0		
12/22	Bal-L	1	RB	15	46	3.0	12	0	0	0	-	-	0		
12/29 at	Cin-L	1	RB	13	41	3.2	8	0	1	1	1.0	1	0		
2018 totals		18	16	398	1,494	5.0	61	8	36	278	7.7	32	0		

2021 SEASON

HISTORY

RECORDS

GAME DAY

BROWNS NFL ALL-DECADE TEAMS

Player	Team	Pos.	Years on Browns During Decade
Joe Thomas	2010s	Offensive Tackle	2010-17
Alex Mack	2010s	Center	2010-15
Joshua Cribbs	2000s	Kick Returner	2005-09
Jamal Lewis	2000s	Running Back (2nd Team)	2007-09
Michael Bates	1990s	Kick Returner	1995
Frank Minnifield	1980s	Corner Back (2nd Team)	1984-89
Ozzie Newsome*	1980s	Tight End (2nd Team)	1980-89
Paul Warfield*	1970s	Wide Receiver (2nd Team)	1976-77
Jim Brown*	1960s	Fullback	1960-65
Gary Collins	1960s	Flanker	1962-69
Gene Hickerson*	1960s	Guard	1960-69
Leroy Kelly*	1960s	Halfback	1964-69
Len Ford*	1950s	Defensive End	1950-57
Otto Graham*	1950s	Quarterback	1950-55
Lou Groza*	1950s	Kicker	1950-59
Dante Lavelli*	1940s	Offensive End	1946-49
Marion Motley*	1940s	Fullback	1946-49
Mac Speedie	1940s	Offensive End	1946-49
Bill Willis*	1940s	Guard	1946-49

*denotes member of the Pro Football Hall of Fame

78



CAREER TRANSACTIONS

Originally drafted by the Tennessee Titans in the first round (8th overall) of the 2016 NFL Draft...Signed by the Cleveland Browns as an unrestricted free agent on March 18, 2020.

AWARDS/HONORS

- Two-time first team Associated Press All-Pro (2016 and 2020).
- Selected to 2020 PFWA All-NFL team.
- 2022 Browns Ed Block Courage Award winner.

KEY NOTES

- Signed four-year contract extension with Browns last year that runs through the 2026 season.
- Opened holes for some of the top running backs in the NFL including Titans RB Derrick Henry, who led the NFL with 1,540 rushing yards in 2019 and RB Nick Chubb, who finished second in the NFL in rushing yards with 1,259 in 2021 and third in the NFL with 1,525 in 2022.
- Helped the Browns lead the NFL in rushing average in 2021 with a 5.09 mark, the highest average by a Browns team since 1966.
- Paved the way for the Browns to finish 2020 third in the NFL in rush yards (2,374) and fifth in yards per carry (4.80 avg.). Helped the Browns record four games with at least 200 rushing yards, the most in a season since 1978.
- Helped Chubb (1,067) and RB Kareem Hunt (841) become the only pair of teammates to each record 840-plus rushing yards in 2020, highlighted in a win against Houston on Nov. 15, when Chubb (126) and Hunt (104) became the first Browns to each record 100 yards rushing in the same game since 1966.
- Helped the Titans rank among the NFL leaders in multiple rushing categories from 2016-19, including rushing touchdowns (70, tied for third), rushing

JACK CONKLIN

POSITION TACKLE

HEIGHT 6-6

WEIGHT 308

SCHOOL MICHIGAN STATE

BORN 8/17/1994

ACQUIRED UFA (TEN.)-'20

EXPERIENCE 8TH

yards (8,266, fourth) and rushing average (4.55, fifth).

- Paved the way for Henry to set a Titans franchise record with 264 rushing yards against Jacksonville on Dec. 6, 2018.
- After not receiving a single Division I scholarship offer, began collegiate career as a preferred walk-on at Michigan State in 2012.

PERSONAL

- Married, Caitlyn, with a daughter, Riley, and two sons, Cash and Crew.
- Attended Plainwell High School in Plainwell, Mich.
- Father, Darren, was a walk-on at Michigan and also was Jack's high school football coach.
- Mother, Jennifer, was an All-American swimmer at Michigan.
- Grandfather, Ron Jackson, was a professional baseball player. He played first base for the Chicago White Sox and Boston Red Sox.
- Majored in interdisciplinary studies of the social sciences at Michigan State.

BEYOND FOOTBALL

- Involved with a pediatric cancer organization called DC Strong, founded by his childhood friend Dustin Colyer, who overcame Wilms' tumor kidney cancer.

CONKLIN'S CAREER STATISTICS

Year	Team	GP	YS
2016	Ten	16	18
2017	Ten	16	18
2018	Ten	9	8
2019	Ten	16	18
2020	Cle	15	15
2021	Cle	7	7
2022	Cle	14	14
NFL totals		83	83

PLAYOFFS

Year	Team	GP	YS
2017	Ten	2	2
2019	Ten	3	3
2020	Cle	2	2
NFL totals		7	7

CAREER MILESTONES: NFL debut vs. Min., 9/11/16. First NFL start vs. Min., 9/11/16.

STAFF

PLAYERS


2021 SEASON

HISTORY

RECORDS

GAME DAY

2



AMARI COOPER

POSITION WIDE RECEIVER

HEIGHT 6-1

WEIGHT 211

SCHOOL ALABAMA

BORN 6/17/1994

ACQUIRED TR. (DAL.) - '22

EXPERIENCE 9TH

CAREER TRANSACTIONS

Originally drafted by the Oakland Raiders in the first round (4th overall) of the 2015 NFL Draft...Traded to the Dallas Cowboys for 2019 first-round pick on Oct. 22, 2018...Traded to the Cleveland Browns along with 2022 sixth-round draft pick for 2022 fifth and sixth round picks on March 16, 2022.

AWARDS/HONORS

- Selected to four Pro Bowls (2015-16, 2018-19).
- Named NFC Offensive Player of the Week for Week 12 and Week 14 in 2018.
- Named AFC Offensive Player of the Week for Week 7 in 2017.
- Named to PFWA's 2015 NFL All-Rookie team.

KEY NOTES

- One of six NFL receivers (Davante Adams, Stefon Diggs, Mike Evans, DeAndre Hopkins, Tyreek Hill) to record at least 8,000 receiving yards and 50 receiving touchdowns since 2015.
- Surpassed the 1,000-yard receiving benchmark six times in his career.
- Led the Browns in receiving yards (1,160), receptions (78) and receiving touchdowns (nine) in 2022. His nine receiving scores marked a career-high and the most by a Brown since TE Gary Barnidge recorded nine in 2015 and the most by a Browns WR since Josh Gordon had nine in 2013. His 1,160 receiving yards were the fifth-most by a Brown in a season.
- Led or tied for the team lead in touchdown receptions during all four seasons (2018-21) on the Cowboys.
- Set a career high with 13 receptions at Tampa Bay on Sept. 9, 2021.
- Eclipsed 200 receiving yards in a game

three times, most recently with 226 against Green Bay on Oct. 6, 2019.

- Became the third player in NFL history to record 1,000 receiving yards and at least 70 receptions in each of his first two NFL seasons.
- Set Raiders rookie records for receptions (77) and receiving yards (1,070), while leading all NFL rookies in both categories in 2015.
- Won the 2014 Biletnikoff Award for the most outstanding receiver in college football.
- Helped Alabama capture the 2012 BSC Championship and set school career records for receptions (228), receiving yards (3,463) and receiving touchdowns (31), despite only playing three seasons.

PERSONAL

- Native of Miami, Fla., and attended Miami Northwestern High School. Teammates with Teddy Bridgewater.
- Graduated high school early to enroll at Alabama.

BEYOND FOOTBALL

- Avid chess player, learning the game while in elementary school and began playing routinely once in the NFL. He played in Chess.com's BlitzChamps in 2022, a rapid tournament for NFL players and came in second place behind Chidobe Awuzie.
- Participated in several school and hospital visits while with the Cowboys.
- Created his own clothing brand named "Route Runner."

COOPER'S CAREER STATISTICS

RECEIVING														RUSHING													
Year	Team	GP	GS	No.	Yds	Avg	LG	TD	Yds	Avg	Lg	TD	Yds	Avg	Lg	TD											
2005	Oak	10	15	72	1,070	14.9	68	6	3	-3	-1	2	0	0	0	0											
2006	Oak	10	14	93	1,153	12.5	64	5	1	0	0	0	0	0	0	0											
2017	Oak	14	12	48	680	14.2	97	7	7	4	4	4	0	0	0	0											
2018	Oak	6	6	23	296	12.7	38	1	1	9	9	9	0	0	0	0											
2018	Dal	6	6	53	725	13.7	90	8	1	11	11	11	0	0	0	0											
2019	Dal	10	10	79	1,189	15.1	53	8	1	6	6	6	0	0	0	0											
2020	Dal	18	18	92	1,144	12.4	88	8	14	23	10	10	0	0	0	0											
2021	Dal	14	14	68	895	12.7	41	8	0	0	0	0	0	0	0	0											
2022	Chi	17	17	73	1,180	16.2	35	9	0	0	0	0	0	0	0	0											
NFL totals		125	118	596	8,238	13.8	80	63	14	40	23	11	0	0	0	0											

KICKOFF RETURNS														PUNT RETURNS													
Year	Team	No.	Yds	Avg	LG	No.	FC	Yds	Avg	Lg	TD	No.	FC	Yds	Avg	Lg	TD										
2005	Oak	10	15	0	0	0	0	0	0	0	0	0	0	0	0	0	0										
NFL totals		100	151	0	0	0	0	0	0	0	0	0	0	0	0	0	0										

PLAYERS																											
RECEIVING														RUSHING													
Year	Team	GP	GS	No.	Yds	Avg	LG	TD	No.	Yds	Avg	Lg	TD	No.	Yds	Avg	Lg	TD									
2008	Oak	1	1	2	10	5.0	9	0	0	0	0	0	0	0	0	0	0	0									
2008	Dal	2	2	13	171	12.8	24	1	1	0	0	0	0	0	0	0	0	0									
2001	Dal	1	1	1	6	6.0	10.7	0	0	0	0	0	0	0	0	0	0	0									
NFL totals		4	4	23	245	11.7	34	2	1	0	0	0	0	0	0	0	0	0									

ADDITIONAL STATISTICS: 100-yard receiving games - 30 (25 regular season, 1 postseason - 10th, vs. Bal., 9/20/15, 13th, vs. Cle., 9/27/15, 13th, vs. SD, 10/25/15, 11th, vs. Ten., 12/01/15, 17th, vs. Atl., 01/01/16, 19th, vs. SD, 10/19/16, 12th, vs. KC, 12/01/16, 17th, vs. TB, 10/30/16, 21st, vs. KC, 10/23/17, 11th, vs. Atl., 12/01/17, 11th, vs. Den., 01/07/18, 19th, vs. Was., 11/23/18, 21st, vs. Phi., 12/26/18, 10th, vs. Sea., 10/28/18, 10th, vs. NYG, 9/18/19, 25th, vs. GB, 10/16/19, 10th, vs. Phi., 09/01/20, 14th, vs. Min., 11/01/20, 10th, vs. Atl., 9/20/21, 10th, vs. Chi., 10/04/21, 11th, vs. Was., 11/08/21, 11th, vs. Phi., 12/27/21, 13th, vs. TB, 09/02/22, 16th, vs. Min., 10/24/22, 10th, vs. NYJ, 09/22/22, 10th, vs. Phi., 02/22/23, 11th, vs. Cle., 10/21/22, 11th, vs. Atl., First Round, 1/20/23, 23rd, vs. Was., 1/23/23, Multiple TD games - 2 (last: 2, vs. Was., 1/23/23, PROMISES!) TD (last) Most tackles - 1 (vs. 2015, 1 in 2018, 3 in 2021, 2 in 2018, 1 in 2018, 3 in 2020, NFL Total: 10).

SINGLE-GAME HIGHS & CAREER MILESTONES: RECEIVING: Receptions - 12, twice, at TB, 10/20/16, vs. Cle., 10/20/20, Yards - 226, vs. GB, 10/18/16, TDs - 3, vs. Phi., 12/01/16, Long - 90k, vs. Was., 11/22/18, NFL debut - vs. Cle., 9/20/15, First NFL start - vs. Cle., 9/20/15, First NFL reception - vs. Cle., 9/20/15 (9 yards, 0 Carr), RUSHING: Attempts - 2, vs. SF, 12/20/20, Yards - 11, vs. Ind., 12/05/16.

COOPER'S GAME-BY-GAME STATISTICS

Date	Opp	GP	GS	No.	Yds	Avg	Lg	TD
9/11	at Car-W	1	WR	3	17	5.7	19	0
9/18	at NYJ-L	1	WR	9	101	11.2	20	1
9/22	at Ph-W	1	WR	7	101	14.4	32	1
9/28	at Atl-L	1	WR	1	9	9.0	9	0
10/8	LAC-L	1	WR	7	78	11.1	20	1
10/16	at NE-L	1	WR	4	44	11.0	15	1
10/22	at Bal-L	1	WR	9	74	8.2	15	0
10/29	at Car-W	1	WR	5	121	24.2	53	1
11/3	at Mia-L	1	WR	3	32	10.7	12	0
11/10	at Bal-L	1	WR	8	113	14.1	25	2
11/17	at TB-W	1	WR	7	84	12.0	45	0
12/1	at Hou-W	1	WR	4	40	10.0	13	0
12/11	at Den-L	1	WR	2	42	21.0	24	0
12/17	at San-W	1	WR	4	58	14.5	29	0
12/24	at NO-L	1	WR	6	76	12.6	21	0
1/1	at Was-W	1	WR	3	105	35.0	48	2
1/8	at Phil-L	1	WR	2	51	25.5	38	0
COOP totals		17	17	78	1,160	14.8	55	8

Date	Opp	GP	GS	No.	Yds	Avg	Lg	TD	
9/9	at TB-L	1	WR	13	139	10.7	28	2	
9/19	at LAC-W	1	WR	9	24	8	12	0	
9/26	at Ph-W	1	WR	9	87	9.7	13	0	
10/3	at Car-W	1	WR	3	69	23	35	1	
10/10	at NYG-W	1	WR	9	89	10	24	1	
10/17	at NE-W	1	WR	5	65	13	17	0	
11/1	at Mia-W	1	WR	8	122	15.3	23	1	
11/7	at Den-L	1	WR	2	37	18.5	32	0	
11/14	at Atl-W	1	WR	4	51	12.8	22	0	
11/21	at KC-L	***reactive- concussion, ankle***							
11/25	at NYJ-L	***reactive-COVID-19***							
12/3	at NO-W	1	WR	2	41	20.5	41	0	
12/12	at Was-W	1	WR	5	51	10.2	20	0	
12/19	at NYG-W	1	WR	2	8	4	9	0	
12/27	at Was-W	1	WR	7	85	12.1	24	1	
1/2	at Atl-L	1	WR	3	18	6	5	0	
1/9	at Ph-W	1	WR	5	79	15.8	27	0	
COOP totals		13	13	62	572	11.7	41	4	

Date	Opp	GP	GS	No.	Yds	Avg	Lg	TD	
9/19	at TB-L	1	WR	13	139	10.7	28	2	
9/19	at LAC-W	1	WR	9	24	8	12	0	
9/26	at Ph-W	1	WR	9	87	9.7	13	0	
10/3	at Car-W	1	WR	3	69	23	35	1	
10/10	at NYG-W	1	WR	9	89	10	24	1	
10/17	at NE-W	1	WR	5	65	13	17	0	
11/1	at Mia-W	1	WR	8	122	15.3	23	1	
11/7	at Den-L	1	WR	2	37	18.5	32	0	
11/14	at Atl-W	1	WR	4	51	12.8	22	0	
11/21	at KC-L	***reactive-COVID-19***							
11/25	at NYJ-L	***reactive-COVID-19***							
12/3	at NO-W	1	WR	2	41	20.5	41	0	
12/12	at Was-W	1	WR	5	51	10.2	20	0	
12/19	at NYG-W	1	WR	2	8	4	9	0	
12/27	at Was-W	1	WR	7	85	12.1	24	1	
1/2	at Atl-L	1	WR	3	18	6	5	0	
1/9	at Ph-W	1	WR	5	79	15.8	27	0	
COOP totals		13	13	62	572	11.7	41	4	

Date	Opp	GP	GS	No.	Yds	Avg	Lg	TD
9/24	at LAR-L	1	WR	10	81	8.1	14	0
9/30	at Ari-W	1	WR	6	100	16.7	50	0
9/27	at Sea-L	1	WR	9	86	9.6	28	0
10/4	at Cle-L	1	WR	12	134	11.2	20	1
10/11	at NYG-W	1	WR	2	29	14.5	25	0
10/20	at Ari-L	1	WR	7	79	11.3	28	1
10/25	at Was-L	1	WR	7	80	11.4	32	0
11/2	at Phil-L	1	WR	1	5	5	9	0
11/8	at Phil-L	1	WR	5	67	13.4	32	0
11/22	at Mia-W	1	WR	6	81	13.5	32	0
11/28	at Was-L	1	WR	6	112	18.7	34	1
12/19	at Bal-L	1	WR	5	42	8.6	13	1
12/13	at Car-W	1	WR	4	51	12.8	20	1
12/20	at SF-W	1	WR	2	19	9.5	9	0
12/27	at Ph-W	1	WR	4	121	30.3	69	0
1/3	at NYG-L	1	WR	8	41	8.8	13	0
COOP totals		13	13	62	1,111	17.1	69	6

Date	Opp	GP	GS	No.	Yds	Avg	Lg	TD
9/24	at NYG-W	1	WR	6	108	17.9	45	1
9/15	at Was-W	1	WR	4	44	11	18	1
9/22	at Mia-W	1	WR	6	88	14.7	37	2
9/20	at NO-L	1	WR	5	48	9.6	14	0
10/6	at GB-L	1	WR	11	228	20.8	53	2
10/13	at NYJ-L	1	WR	1	3	3	3	0
10/21	at Ph-W	1	WR	5	108	21.6	44	0
11/5	at NYG-W	1	WR	4	60	15	45	1
11/11	at Mia-L	1	WR	11	147	13.4	20	1
11/17	at Den-W	1	WR	3	58	19.3	18	0
11/24	at NE-L	1	WR	0	0	0	0	0
11/28	at Bal-L	1	WR	8	85	10.6	17	0
12/18	at Den-L	1	WR	8	83	10.4	27	1
12/15	at LAR-W	1	WR	1	19	19	19	0
12/22	at Phil-L	1	WR	4	24	6	6	0
12/28	at Was-W	1	WR	4	82	20.5	48	0
COOP totals		16	16	78	1,189	15.1	63	8

Date	Opp	GP	GS	No.	Yds	Avg	Lg	TD
9/24	at LAR-L	1	WR	10	81	8.1	14	0
9/30	at Ari-W	1	WR	6	100	16.7	50	0
9/27	at Sea-L	1	WR	9	86	9.6	28	0
10/4	at Cle-L	1	WR	12				

16



JAELOD DARDEN

POSITION WIDE RECEIVER

HEIGHT 5-8

WEIGHT 175

SCHOOL NORTH TEXAS

BORN 1/14/1999

ACQUIRED W. (T.B.) - '22

EXPERIENCE 3RD

CAREER TRANSACTIONS

Selected by the Tampa Bay Buccaneers in the fourth round (129th overall) of the 2021 NFL Draft...Waived by the Buccaneers on Dec. 6, 2022...Claimed via waivers by the Cleveland Browns on Dec. 7, 2022.

KEY NOTES

- Appeared in two games for the Browns in 2022, returning two punts for 15 yards.
- Totaled 71 returns (50 KR, 21 PR) for 913 yards (426 KR, 487 PR) with Tampa Bay from 2021-22.
- Amassed 230 catches for 2,782 yards and 38 touchdowns in 48 games (26 starts) at North Texas, and earned All-American status in his senior year.

PERSONAL

- Native of Houston, Texas.

BEYOND FOOTBALL

- Participated in the Browns' Snowball Distribution Event through Project ACT by surprising local kids and families with bags of gifts.

DARDEN'S CAREER STATISTICS

RECEIVING													RUSHING				
Year	Team	GP	GS	No.	Yds	Avg	LG	TD	Att	Yds	Avg	Lg	TD				
2021	TB	18	0	8	43	7.2	29	0	1	11	11.0	11	0				
2022	TB	19	0	2	26	13.0	25	0	1	2	2.0	2	0				
2022	Cle	2	0	0	0	0	0	0	0	0	0	0	0				
2022	Cle	0	0	0	0	0	0	0	1	2	2.0	2	0				
NFL Totals	39	0	8	69	81.6	29	0	2	13	6.6	11	0	0				

KICKOFF RETURNS					PUNT RETURNS							
Year	Team	No.	Yds	Avg	Lg	TD	No.	FC	Yds	Avg	Lg	TD
2021	TB	18	358	19.9	34	0	19	5	342	7.5	48	0
2022	TB	3	87	29.0	25	0	3	18	200	10.8	24	0
2022	Cle	0	0	0	0	0	2	1	15	7.5	10	0
2022	Totals	3	87	29.0	25	0	23	19	245	10.5	24	0
NFL Totals	21	428	20.3	34	0	52	24	467	8.4	43	0	0

PLAYOFFS													
RECEIVING						RUSHING							
Year	Team	GP	GS	No.	Yds	Avg	LG	TD	Att	Yds	Avg	Lg	TD
2021	TB	2	0	0	0	0	0	0	0	0	0	0	0

KICKOFF RETURNS						PUNT RETURNS						
Year	Team	No.	Yds	Avg	Lg	TD	No.	FC	Yds	Avg	Lg	TD
2021	TB	5	78	15.6	24	0	5	1	18	3.6	8	0

ADDITIONAL STATISTICS: Multiple-TD games - None. Special teams tackles - None. Misc. tackles - None. FUMBLES - 0 (2 lost).

CAREER MILESTONES: RECEIVING: Receptions - 2 at NO, 10/30/21. Yards - 28 at Was., 11/14/21. TDs - None. NFL debut: at LAR, 9/28/21. First NFL start: None. First NFL reception: at LAR, 9/28/21 (1 yard, T. Brady).

DARDEN'S GAME-BY-GAME STATISTICS

2021, TAMPA BAY													
Date	Opp	GP	GS	No.	Yds	Avg	Lg	TD	Att	Yds	Avg	Lg	TD
9/11	at	Det-W	1	0	0	-	-	0					0
9/18	at	NO-W	1	0	0	-	-	0					0
9/25	at	GB-L	1	1	25	25.0	25	0					0
10/2	at	W-L	1	0	0	-	-	0					0
10/9	at	At-W	1	0	0	-	-	0					0
10/16	at	Pit-L	1	0	0	-	-	0					0
10/23	at	Car-L	1	1	11	11.0	11	0					0
10/27	at	Bal-L	1	0	0	-	-	0					0
11/1	at	LAR-W	1	0	0	-	-	0					0
11/19	at	Sao-W	1	0	0	-	-	0					0
11/27	at	Cin-L	1	0	0	-	-	0					0
12/6	at	NO-W	1	0	0	-	-	0					0
2021 Totals		18	0	8	43	7.2	29	0	1	11	11.0	11	0
2022, CLEVELAND													
Date	Opp	GP	GS	No.	Yds	Avg	Lg	TD	Att	Yds	Avg	Lg	TD
12/11	at	Cin-L	1	0	0	-	-	0					0
12/17	at	Bal-W	1	0	0	-	-	0					0
12/24	at	NO-L	1	0	0	-	-	0					0
1/1	at	Was-W	1	0	0	-	-	0					0
1/8	at	Pit-L	1	0	0	-	-	0					0
2022 Totals		5	0	0	0	0.0	0	0	1	2	2.0	2	0
2022, TAMPA BAY													
Date	Opp	GP	GS	No.	Yds	Avg	Lg	TD	Att	Yds	Avg	Lg	TD
9/8	at	Det-W	1	0	0	-	-	0					0
9/19	at	At-W	1	0	0	-	-	0					0
9/26	at	LAR-L	1	1	1	1.0	1	0					0
10/3	at	NE-W	1	0	0	-	-	0					0
10/10	at	Mia-W	1	0	0	-	-	0					0
10/14	at	Pit-W	1	0	0	-	-	0					0
10/24	at	NO-L	1	0	0	-	-	0					0
10/31	at	NO-L	1	3	11	3.7	8	0					0
11/4	at	Was-L	1	1	29	29.0	29	0					0
11/22	at	NYJ-W	1	3	3.0	3	0						0
11/28	at	Ind-W	1	0	0	-	-	0					0
12/6	at	At-W	1	0	0	-	-	0					0
12/12	at	Bal-W	1	0	0	-	-	0					0
12/19	at	NO-L	1	0	0	-	-	0					0
12/26	at	Car-W	1	0	0	-	-	0					0
1/2	at	NYJ-W	1	0	0	-	-	0					0
1/9	at	Car-W	1	0	0	-	-	0					0
2022 Totals		18	0	0	43	7.2	29	0	1	11	11.0	11	0
1/18	at	Pit-W	1	0	0	-	-	0					0
1/23	at	LAR-L	1	0	0	-	-	0					0

D - NFC Wild Card Round

D - NFC Divisional Round

52

DAWSON DEATON

POSITION GUARD

HEIGHT 6-1

WEIGHT 306

SCHOOL TEXAS TECH

BORN 5/6/1999

ACQUIRED 07B - '22

EXPERIENCE 2ND

CAREER TRANSACTIONS

Originally drafted by the Cleveland Browns in the seventh round (246th overall) of the 2022 NFL Draft.

KEY NOTES

- Missed the 2022 season due to injury.
- Played in 44 games (35 starts) for the Red Raiders from 2017-21.
- Part of an offensive line that allowed only 1.5 sacks per game, second in the Big 12 his sophomore season.

PERSONAL

- Native of Frisco, Texas and attended Frisco High School.
- Has a daughter, Parker.
- Earned his degree in marketing. His mother, Angela and father, David, also graduated from Texas Tech with degrees in marketing.
- Brother, Jackson, was a starting offensive lineman at Army.
- Played in the 2022 Shrine Bowl, where Browns assistant OL coach Scott Peters served as his OL coach.

BEYOND FOOTBALL

- Participated in the 2022 Cleveland Browns Foundation Golf Outing to help raise money and awareness for the Stay in the Game! Keep Learning, Every Day Network.
- Took part in the 2022 Cleveland Browns Youth Football Camp as part of the Rookie Experience.
- Helped with Browns G Joel Bitonio's annual Shop with a Pro event, where players take kids out for holiday shopping as part of the Cleveland Browns' First and Ten 10 Days of Giving.
- Participated in the Browns' Snowball Distribution Event through Project ACT by surprising local kids and families with bags of gifts.

CHUBBTOWN

RB Nick Chubb's grandfather, Henry Chubb, great aunt and uncles, and other free blacks from North Carolina journeyed to Georgia and settled near a creek in the northwest corner of the state sometime between 1850 and 1864, that they will later call, Chubbtown. The town was founded as a colony of free African-Americans in 1864 and the settlement grew to include a church, school, post office, meeting hall and a lodge. It also had businesses such as a saw mill, cotton gin, wagon company, blacksmith, grist mill, syrup mill and several farms, all owned and operated by the Chubb family.

STAFF

PLAYERS

2021 SEASON

HISTORY

RECORDS

GAME DAY

22



CAREER TRANSACTIONS

Originally drafted by the Cleveland Browns in the second round (44th overall) of the 2020 NFL Draft.

AWARDS/HONORS

- Browns 2021 Ed Block Courage Award.

KEY NOTES

- One of three NFL players in 2022 to amass 100 total tackles and at least four interceptions. Became fourth Browns player since 1950 to reach those marks (S Eric Turner in 1993 and 1994, S Sean Jones in 2006 and LB Joe Schobert in 2019).
- Recorded first career multiple interception with two at Washington on Jan. 1, 2023.
- Played all but one defensive snap during the 2022 season.
- In NFL debut, logged six tackles and sack-fumble on the Texans' final drive of the game against Houston on Sept. 19, 2021.
- Recorded first career interception at Baltimore on Dec. 12, 2021.
- Spent the entire 2020 season on the Browns' injured reserve list after suffering an Achilles injury during training camp.
- 2019 Thorpe Award winner for the nation's top defensive back, becoming just the third LSU Tiger to win the award.

PERSONAL

- Native of Houston, Texas and prepped at IMG Academy in Bradenton, Fla., after transferring from Lamar High School in Houston.
- Majored in sports administration.
- Lived in New Orleans, La. until Hurricane Katrina displaced his family in 2005 when they moved to Houston where they still reside.

GRANT DELPIT

POSITION SAFETY

HEIGHT 6-3

WEIGHT 208

SCHOOL LOUISIANA STATE

BORN 9/20/1998

ACQUIRED D2 - '20

EXPERIENCE 4TH

BEYOND FOOTBALL

- Rewarded 30 kids from the Ohio Elite Seminoles youth football program in September 2021 with free prizes and toys of their choosing in partnership with Meijer for their excellence in school attendance.

DELPIT'S CAREER STATISTICS

Year	Team	TACKLES						INTERCEPTIONS						FUMBLES			
		SP	GS	Tot	Solo	Asst	Sk	Yds	No	Yds	Lg	TD	PB	PD	FF	FR	
2020	Cle	0	0	0	0	0.0	0.0	0	0	-	0	0	0	0	0	0	0
2021	Cle	15	7	61	42	19	1.0	7.0	1	5	5	0	2	1	0	0	
2022	Cle	17	16	101	68	33	0.0	0.0	4	36	40	0	10	0	0	0	
NFL Totals		32	23	162	110	52	1.0	7.0	4	41	40	0	13	1	0	0	

ADDITIONAL STATISTICS: Career interceptions - Carson Wentz (2), Andy Dalton (1), Lamar Jackson (1), Baker Mayfield (1), Saquon Barkley (1). Special teams tackles - 5 in 2021, 3 in 2022; NFL totals: 8.

SINGLE-GAME HIGHS & CAREER MILESTONES: TACKLES - 11, twice vs. Bal., 12/12/21; at Phi., 1/3/22; Solo - 11, vs. Bal., 12/12/21; INTERCEPTIONS - 2, at Was., 11/25/21; Long - 5, at Bal., 11/28/21; Yds - N/A; FUMBLES Forced - 1, vs. Hou., 9/19/21; Recovered - N/A; Passes defended - 2, at Atl., 10/25/22; 2, at Was., 11/25/21; Sacks - 1.0, vs. Was., 5/12/21; NFL debut vs. Hou., 9/19/21; First NFL start vs. Chi., 9/25/21.

DELPIT'S GAME-BY-GAME STATISTICS

Date	Opp	TACKLES						INTERCEPTIONS						FUMBLES			
		SP	GS	Tot	Solo	As	Sk	Yds	Int	Yds	Lg	TD	PB	PD	FF	FR	
9/11	at Cin	1	SS	3	2	1	0.0	0.0	1	4	4	0	1	0	0	0	
9/18	NFL	1	SS	6	5	1	0.0	0.0	0	0	-	0	0	0	0		
9/22	Phi-W	1	SS	6	4	2	0.0	0.0	0	0	-	0	0	0	0		
10/2	at Atl	1	SS	4	4	0	0.0	0.0	0	0	-	0	2	0	0		
10/9	LAC	1	SS	8	5	3	0.0	0.0	0	0	-	0	0	0	0		
10/18	NEC	1	SS	7	5	2	0.0	0.0	0	0	-	0	1	0	0		
10/25	at Bal	1	SS	7	4	3	0.0	0.0	0	0	-	0	1	0	0		
10/31	at Cin	1	SS	4	2	2	0.0	0.0	0	0	-	0	0	0	0		
11/3	at Min	1		10	6	4	0.0	0.0	0	0	-	0	0	0	0		
11/20	at Bal	1	SS	6	4	2	0.0	0.0	0	0	-	0	0	0	0		
11/27	TB-W	1	SS	6	4	2	0.0	0.0	0	0	-	0	1	0	0		
12/4	at Hou	1	SS	4	1	3	0.0	0.0	0	0	-	0	1	0	0		
12/11	at Cin	1	SS	4	4	0	0.0	0.0	0	0	-	0	0	0	0		
12/19	at W	1	SS	6	6	1	0.0	0.0	0	0	-	0	0	0	0		
12/24	IND	1	SS	9	5	4	0.0	0.0	1	40	40	0	1	0	0		
1/1	at Hou	1	SS	7	4	3	0.0	0.0	2	0	0	0	2	0	0		
1/8	at Phi	1	SS	2	1	1	0.0	0.0	0	0	-	0	0	0	0		
2022 Totals		17	16	101	68	33	0.0	0.0	4	36	40	0	10	0	0		

Date	Opp	TACKLES						INTERCEPTIONS						FUMBLES			
		SP	GS	Tot	Solo	As	Sk	Yds	Int	Yds	Lg	TD	PB	PD	FF	FR	
9/22	at IND																
9/29	at Hou	1		6	3	3	1.0	7.0	0	0	-	0	0	1	0		
9/26	Chi-W	1	DB	1	0	1	0.0	0.0	0	0	-	0	0	0	0		
10/3	at Min	1		2	0	2	0.0	0.0	0	0	-	0	0	0	0		
10/10	at LAC	1		0	0	0	0.0	0.0	0	0	-	0	0	0	0		
10/17	at Atl	1		1	1	0	0.0	0.0	0	0	-	0	0	0	0		
10/21	at W	1		0	0	0	0.0	0.0	0	0	-	0	1	0	0		
10/23	at Phi	1		5	4	1	0.0	0.0	0	0	-	0	0	0	0		
11/7	at Cin	1		3	3	0	0.0	0.0	0	0	-	0	1	0	0		
11/24	at NEC	1		5	4	1	0.0	0.0	0	0	-	0	0	0	0		
11/28	at Bal	1	SS	5	2	3	0.0	0.0	0	0	-	0	0	0	0		
11/29	at Bal	1	DB	2	1	1	0.0	0.0	1	5	5	0	1	0	0		
12/12	at W	1		11	11	0	0.0	0.0	0	0	-	0	0	0	0		
12/25	at GB	1	SS	6	4	2	0.0	0.0	0	0	-	0	0	0	0		
1/3	at Phi	1	SS	11	7	4	0.0	0.0	0	0	-	0	0	0	0		
1/8	at Cle	1	SS	3	2	1	0.0	0.0	0	0	-	0	0	0	0		
2021 Totals		18	7	61	42	19	1.0	7.0	1	9	9	0	9	1	0		

68



CAREER TRANSACTIONS

Signed by the Los Angeles Rams as an undrafted free agent on June 16, 2017...Waived by the Rams during final roster cuts on Sept. 2, 2017...Signed to the Rams' practice squad on Sept. 3, 2017...Released from Rams' practice squad Sept. 5, 2017...Signed by the Rams on Feb. 23, 2018...Waived by the Rams on June 5, 2018...Signed by the Jacksonville Jaguars on July 31, 2018...Waived by the Jaguars during final roster cuts on Sept. 2, 2018...Signed to the Jaguars' practice squad on Sept. 19, 2018...Released from the Jaguars' practice squad on Oct. 16, 2018...Signed to Jaguars' practice squad on Nov. 27, 2018...Signed by the Miami Dolphins on April 9, 2019...Waived by Dolphins on Sept. 3, 2019...Signed by the Cleveland Browns on Aug. 9, 2020...Waived by the Browns on Sept. 5, 2020...Signed to the Browns' practice squad on Sept. 6, 2020...Elevated to Browns' active roster on Nov. 14, 2020 and reverted back to practice squad on Nov. 16, 2020...Elevated to Browns' active roster on Nov. 21, 2020 and reverted back to the teams' practice squad on Nov. 23, 2020...Elevated to Browns' active roster on Nov. 21, 2020 and reverted back to practice squad on Nov. 23, 2020...Elevated to Browns' active roster on Nov. 28, 2020 and reverted back to practice squad on Nov. 30, 2020...Elevated to Browns' active roster on Dec. 19, 2020 and reverted back to practice squad on Dec. 21, 2020...Signed to Browns' active roster on Dec. 23, 2020.

MICHAEL DUNN

POSITION GUARD

HEIGHT 6-5

WEIGHT 315

SCHOOL MARYLAND

BORN 8/28/1994

ACQUIRED FA - '20

EXPERIENCE 7TH

KEY NOTES

- Incredible story of determination as four years after being undrafted, being released by six teams across three professional football leagues, was signed to his first active NFL roster with the Browns on Dec. 23, 2020. Weeks later, started first-ever NFL contest in AFC Wild Card win on Jan. 10, 2021 at Pittsburgh.
- Appeared in 28 career games with four starts since 2020.
- Started two games at guard and appeared in eight contests in 2022.
- Spent time with the Seattle Dragons of the XFL and Birmingham Iron of the AAF.
- Started in 48 games at Maryland after initially joining the team as a walk on.

PERSONAL

- Native of Bethesda, Md. and attended Walt Whitman High School (Bethesda, Md.).
- Majored in economics at Maryland.

DUNN'S CAREER STATISTICS

Year	Team	GP	GS
2020	Cle	8	0
2021	Cle	14	0
2022	Cle	6	0
NFL totals		28	0

Year	Team	GP	GS
2020	Cle	2	0

CAREER MILESTONES: NFL debut vs. Hou., 11/15/20. First NFL start vs. LV, 12/20/21.

STAFF

PLAYERS

2021 SEASON

HISTORY

RECORDS

GAME DAY

96



CAREER TRANSACTIONS

Originally drafted by the Cleveland Browns in the third round (88th overall) of the 2020 NFL Draft.

KEY NOTES

- Has played in every regular season game (49) since being drafted in 2020.
- Posted career bests in total tackles (36), sacks (two) and passed defended (two) in 2022.
- Earned first team All-America honors at Mizzou after beginning his collegiate career at Texas.

PERSONAL

- Native of Missouri City, Texas and attended Westside High School.
- Competed in shot put and discus for the Westside track and field team.
- Selected to participate in the 2016 U.S. Army All-American Bowl.

ELLIOTT'S CAREER STATISTICS

Year	Team	TACKLES					INTERCEPTIONS					FUMBLES					
		GP	GS	Tot	Solo	Asst	Sk	Yes	No	Yes	Lg	TD	PD	FF	FR	Yds	
2020	Cle	16	3	35	9	0.0	0.0	0	0	0	0	0	0	0	0	0	0
2021	Cle	16	3	26	10	0.5	2.0	0	0	0	0	0	0	0	0	0	
2022	Cle	17	17	36	19	2.0	14.0	0	0	0	0	2	0	0	0	0	
Career Totals		49	23	97	42	2.5	16.0	0	0	0	0	2	0	0	0	0	

PLAYERS

Year	Team	TACKLES					INTERCEPTIONS					FUMBLES				
		GP	GS	Tot	Solo	Asst	Sk	Yes	No	Yes	Lg	TD	PD	FF	FR	Yds
2020	Cle	2	0	2	1	1	0.0	0.0	0	0	0	0	0	0	0	0

ADDITIONAL STATISTICS: Career sacks - Lamar Jackson (3.5), Special teams tackles - None.

SINGLE-GAME HIGHS & CAREER MILESTONES: TACKLES: 4, twice vs. LV, 11/10/20, at Pit., 1/6/23. Solo: 3, at Ari., 10/2/22. Sacks: 1, twice at Ari., 10/2/22, vs. TB, 11/21/22. FUMBLES: Forced: None. Recovered: None. Passes defended: 2, at Pit., 10/2/20. NFL debut: at Bal., 9/13/20. First NFL start: at Ten., 1/6/20.

JORDAN ELLIOTT

POSITION DEFENSIVE TACKLE

HEIGHT 6-4

WEIGHT 303

SCHOOL MISSOURI

BORN 11/23/1997

ACQUIRED D3A - '20

EXPERIENCE 4TH

ELLIOTT'S GAME-BY-GAME STATISTICS

2022, CLEVELAND

Date	Opp	GP	GS	TACKLES					INTERCEPTIONS					FUMBLES				
				Tot	So	As	Sk	Yds	Int	Yds	Lg	TD	PD	FF	FR			
9/11	at Cin-W	1	DT	1	0	1	0.0	0.0	0	0	0	0	0	0	0	0	0	
9/19	IND-L	1	DT	1	0	1	0.0	0.0	0	0	0	0	0	0	0	0	0	
9/26	PHI-W	1	DT	2	2	0	0.0	0.0	0	0	0	0	0	0	0	0	0	
10/2	at ARI-L	1	DT	3	3	0	1.0	0.0	0	0	0	0	0	0	0	0	0	
10/9	LAC-L	1	DT	2	0	2	0.0	0.0	0	0	0	0	0	0	0	0	0	
10/16	NE-L	1	DT	2	1	1	0.0	0.0	0	0	0	0	0	0	0	0	0	
10/23	at Bal-L	1	DT	3	2	1	0.0	0.0	0	0	0	0	0	0	0	0	0	
10/31	Cin-W	1	DT	0	0	0	0.0	0.0	0	0	0	0	0	0	0	0	0	
11/6	at Min-L	1	DT	0	0	0	0.0	0.0	0	0	0	0	0	0	0	0	0	
11/10	at Buf-L	1	DT	3	2	1	0.0	0.0	0	0	0	0	0	0	0	0	0	
11/17	TEN-W	1	DT	3	2	1	1.0	0.0	0	0	0	0	0	0	0	0	0	
11/24	at Hou-W	1	DT	2	1	1	0.0	0.0	0	0	0	0	0	0	0	0	0	
12/11	at Cin-L	1	DT	3	0	3	0.0	0.0	0	0	0	0	0	0	0	0	0	
12/18	at Bal-W	1	DT	2	1	1	0.0	0.0	0	0	0	0	0	0	0	0	0	
12/24	IND-L	1	DT	2	1	1	0.0	0.0	0	0	0	0	0	0	0	0	0	
1/1	at Was-W	1	DT	2	2	0	0.0	0.0	0	0	0	0	0	0	0	0	0	
1/8	at Phi-L	1	DT	4	1	3	0.0	0.0	0	0	0	0	0	0	0	0	0	
2022 Totals		17	17	36	19	17	2.0	14.0	0	0	0	2	0	0	0	0		

2021, CLEVELAND

Date	Opp	GP	GS	TACKLES					INTERCEPTIONS					FUMBLES				
				Tot	So	As	Sk	Yds	Int	Yds	Lg	TD	PD	FF	FR			
9/12	at IND-L	1	0	0	0	0	0.0	0.0	0	0	0	0	0	0	0	0		
9/19	Hou-W	1	1	1	0	0	0.0	0.0	0	0	0	0	0	0	0	0		
9/26	Cin-W	1	0	0	0	0	0.0	0.0	0	0	0	0	0	0	0	0		
10/3	at Min-W	1	0	0	0	0	0.0	0.0	0	0	0	0	0	0	0	0		
10/10	at LAC-L	1	1	1	0	1	0.0	0.0	0	0	0	0	0	0	0	0		
10/17	ARI-L	1	2	1	1	0	0.0	0.0	0	0	0	0	0	0	0	0		
10/24	Den-W	1	2	1	1	0	0.0	0.0	0	0	0	0	0	0	0	0		
10/31	PHI-L	1	3	1	2	0	0.0	0.0	0	0	0	0	0	0	0	0		
11/7	at Cin-W	1	3	0	3	0	0.0	0.0	0	0	0	0	0	0	0	0		
11/14	at NE-L	1	2	2	0	0	0.0	0.0	0	0	0	0	0	0	0	0		
11/21	Buf-W	1	0	0	0	0	0.0	0.0	0	0	0	0	0	0	0	0		
11/28	at Bal-L	1	3	1	2	0.5	2.0	0	0	0	0	0	0	0	0	0		
12/5	Buf-W	1	DT	0	0	0	0.0	0.0	0	0	0	0	0	0	0	0		
12/12	IND-L	1	DT	5	1	4	0.0	0.0	0	0	0	0	0	0	0	0		
12/19	at GB-L	1	DT	1	1	0	0.0	0.0	0	0	0	0	0	0	0	0		
1/3	at Phi-L	1	1	1	0	1	0.0	0.0	0	0	0	0	0	0	0	0		
1/10	at Cin-W	1	DT	3	1	2	0.0	0.0	0	0	0	0	0	0	0	0		
2021 Totals		16	3	26	10	16	0.5	2.0	0	0	0	0	0	1	0	0		

2020, CLEVELAND

Date	Opp	GP	GS	TACKLES					INTERCEPTIONS					FUMBLES				
				Tot	So	As	Sk	Yds	Int	Yds	Lg	TD	PD	FF	FR			
9/17	at Bal-L	1	0	0	0	0	0.0	0.0	0	0	0	0	0	0	0	0		
9/27	Cin-W	1	1	0	1	0	0.0	0.0	0	0	0	0	0	0	0	0		
9/27	Was-W	1	1	0	1	0	0.0	0.0	0	0	0	0	0	0	0	0		
10/4	at Bal-W	1	0	1	0	1	0.0	0.0	0	0	0	0	0	0	0	0		
10/11	San-F	1	0	0	0	0	0.0	0.0	0	0	0	0	0	0	0	0		
10/18	at Phi-L	1	0	0	0	0	0.0	0.0	0	0	0	0	0	0	0	0		
10/25	Cin-W	1	1	0	1	0	0.0	0.0	0	0	0	0	0	0	0	0		
11/1	IND-L	1	4	2	2	0	0.0	0.0	0	0	0	0	0	0	0	0		
11/15	Hou-W	1	0	0	0	0	0.0	0.0	0	0	0	0	0	0	0	0		
11/22	PHI-W	1	1	1	0	0	0.0	0.0	0	0	0	0	0	0	0	0		
11/29	at Bal-W	1	2	2	0	0	0.0	0.0	0	0	0	0	0	0	0	0		
12/7	at NYJ-L	1	2	2	0	0	0.0	0.0	0	0	0	0	0	0	0	0		
1/3	PHI-W	1	0	0	0	0	0.0	0.0	0	0	0	0	0	0	0	0		
2020 Totals		16	1	13	6	7	0.0	0.0	0	0	0	0	0	0	0	0		

1/17/21

PHI-W (Card) Injured
5-APC Divisional Round

23



CAREER TRANSACTIONS

Originally drafted by the Cleveland Browns in the third round (68th overall) in the 2022 NFL Draft.

KEY NOTES

- Recorded 15 passes defended in 2022, which tied for the team lead, tied for sixth overall in NFL and were third among all rookies.
- Finished college career with 28 total starts in 36 games played. Amassed 154 tackles, six tackles for loss, one interception, 16 pass breakups and forced a fumble over three-year career.
- Ranked 11th in forced incompletions (11) among Power Five cornerbacks, according to Pro Football Focus (min. 200 coverage snaps) in 2020.

PERSONAL

- Nickname is M.J.
- Son of Tara Davidson and Martin Emerson Sr.
- Native of Pensacola, Fla. and attended Pine Forest High School.
- Played strictly WR growing up until midway through high school when he switched to corner and played defense for the first time in his life.

MARTIN EMERSON JR.

POSITION CORNERBACK

HEIGHT 6-2

WEIGHT 201

SCHOOL MISSISSIPPI STATE

BORN 9/7/2000

ACQUIRED D3A - '22

EXPERIENCE 2ND

BEYOND FOOTBALL

- Supported Everytown through the NFL's My Cause, My Cleats initiative and participated in several community activities throughout his rookie year.

EMERSON JR.'S CAREER STATISTICS

Year	Team	TACKLES										INTERCEPTIONS				FUMBLES			
		GP	GS	Tot	Solo	Asst	Sk	Wk	Blk	Yds	Lg	TD	PD	FF	FR	Yds			
2022	Cle	17	6	63	51	12	1.0	7.0	0	0	-	0	15	0	0	0			

ADDITIONAL STATISTICS: Sacks: Lamar Jackson (1.0). Special teams tackles: None. NFL debut: at Car. 9/11/22. First NFL start: vs. NE, 10/16/22.

EMERSON JR.'S GAME-BY-GAME STATISTICS

2022, CLEVELAND		TACKLES										INTERCEPTIONS				FUMBLES			
Date	Opp	GP	GS	Tot	So	As	Sk	Wk	Blk	Yds	Int	Yds	TD	PD	FF	FR			
9/11	at Car-W	1	5	4	1	0.0	0.0	0	0	-	0	0	0	0	0	0			
9/18	NOFL	1	4	4	0	0.0	0	0	-	0	1	0	0	0	0	0			
9/22	PHI-W	1	4	4	0	0.0	0.0	0	0	-	0	0	0	0	0	0			
10/2	at ARI	1	1	1	0	0.0	0.0	0	0	-	0	0	0	0	0	0			
10/9	LAC-L	1	3	3	0	0.0	0.0	0	0	-	0	1	0	0	0	0			
10/16	NE-L	1	CB	6	6	0	0.0	0.0	0	0	-	0	2	0	0	0			
10/23	at Buf-L	1	CB	4	4	0	1.0	7.0	0	0	-	0	0	0	0	0			
10/31	Det-W	1	CB	9	6	3	0.0	0.0	0	0	-	0	2	0	0	0			
11/8	at Mia-L	1	2	2	0	0.0	0.0	0	0	-	0	1	0	0	0	0			
11/20	at Buf-L	1	CB	8	4	4	0.0	0.0	0	0	-	0	0	0	0	0			
11/27	TB-W	1	CB	4	3	1	0.0	0.0	0	0	-	0	0	0	0	0			
12/1	at Hou-W	1	2	2	0	0.0	0.0	0	0	-	0	0	0	0	0	0			
12/11	at Den-L	1	CB	0	0	0.0	0.0	0	0	-	0	0	0	0	0	0			
12/18	Buf-W	1	2	1	1	0.0	0.0	0	0	-	0	0	0	0	0	0			
12/24	IND-L	1	1	0	1	0.0	0.0	0	0	-	0	0	0	0	0	0			
1/1	at Hou-W	1	4	4	0	0.0	0.0	0	0	-	0	2	0	0	0	0			
1/8	at Pit-L	1	4	3	1	0.0	0.0	0	0	-	0	2	0	0	0	0			
2022 totals		17	6	63	51	12	1.0	7.0	0	0	-	0	15	0	0	0			

42



CAREER TRANSACTIONS

Originally drafted by the Cleveland Browns as the fifth round (153rd overall) of the 2021 NFL Draft.

KEY NOTES

- Played in all 17 games with six starts and compiled 45 tackles, one interception returned for a 16-yard TD, one forced fumble and one fumble recovery in 2022.
- Appeared in 10 games during his rookie campaign and finished with four special teams stops.
- Led the Big 12 with 9.8 tackles per games at West Virginia on way to being tabbed the 2020 Big 12 Defensive Newcomer of the Year.
- Transferred to West Virginia from Arizona (2017-19), where he played in 37 games and posted 287 tackles and 8.5 sacks.

PERSONAL

- Native of Las Vegas, Nev. and attended Desert Pines High School.
- Earned a bachelor's degree in literacy, learning and leadership.
- Father, Tony Fields Sr. appeared on ESPN NFL Countdown's "You Got Mossed" segment after catching the ball Fields Jr. threw into the crowd following his first career interception during the Week 12 win at Houston in 2022.
- He and his fiancé, Taylor have a daughter, Tova.

TONY FIELDS II

POSITION LINEBACKER

HEIGHT 6-0

WEIGHT 222

SCHOOL WEST VIRGINIA

BORN 6/18/1999

ACQUIRED OSA - '21

EXPERIENCE 3RD

FIELDS II'S CAREER STATISTICS

Year	Team	TACKLES							INTERCEPTIONS					FUMBLES			
		GP	GS	Tot	Solo	Asst	Sk	Yds	No	Yds	Lg	TD	PD	FF	FR	Yds	
2022	Cle	17	6	45	29	16	0.0	0.0	1	16	16	0	1	1	1	0	0
NFL Totals		27	6	45	29	16	0.0	0.0	1	16	16	0	1	1	1	0	

ADDITIONAL STATISTICS: Interceptions - Kyle Allen (1). Special teams tackles - 0 in 2021, 3 in 2022. NFL totals: 7.

SINGLE-GAME HIGHS & CAREER MILESTONES: TACKLES - 8, twice vs. NO, 12/04/22; at Was., 11/23. Solo - 6, vs. NO, 12/04/22. INTERCEPTIONS - 1, at Hou., 12/04/22 (returned for 16-yard TD). Yards - 16, at Hou., 12/04/22 (returned for 16-yard TD). TDs - 1, at Hou., 12/04/22. FUMBLES: Forced - 1, at Hou., 12/04/22. Recovered - 1 (special teams), at Hou., 12/04/22. TDs - None. Passes defensed: 1, at Hou., 12/04/22. Sacks - None. NFL debut: vs. Chi., 9/09/21. First NFL start: vs. TB, 11/07/22.

FIELDS II'S GAME-BY-GAME STATISTICS

Date	Opp	TACKLES							INTERCEPTIONS					FUMBLES			
		GP	GS	Tot	So	As	Sk	Yds	Int	Yds	Lg	TD	PD	FF	FR		
9/11	at Cin	1	0	0	0	0	0.0	0.0	0	0	0	0	0	0	0	0	
9/18	NFL	1	0	0	0	0	0.0	0.0	0	0	0	0	0	0	0	0	
9/22	Pit-W	1	1	1	1	0	0.0	0.0	0	0	0	0	0	0	0	0	
10/2	at Atl	1	1	0	0	0	0.0	0.0	0	0	0	0	0	0	0	0	
10/9	LAC-L	1	0	0	0	0	0.0	0.0	0	0	0	0	0	0	0	0	
10/15	NE-L	1	0	0	0	0	0.0	0.0	0	0	0	0	0	0	0	0	
10/22	at Bal	1	0	0	0	0	0.0	0.0	0	0	0	0	0	0	0	0	
10/31	Cin-W	1	0	0	0	0	0.0	0.0	0	0	0	0	0	0	0	0	
11/3	at Min-L	1	2	2	0	0	0.0	0.0	0	0	0	0	0	0	0	0	
11/6	at Bal	1	2	1	1	0	0.0	0	0	0	0	0	0	0	0	0	
11/27	TB-W	1	SAM	4	3	1	0.0	0.0	0	0	0	0	0	0	0	0	
12/4	at Hou-W	1	SAM	4	3	1	0.0	0.0	1	16	16	1	1	1	1	1	
12/11	at Cin	1	0	0	0	0	0.0	0.0	0	0	0	0	0	0	0	0	
12/18	at W	1	SAM	6	4	2	0.0	0.0	0	0	0	0	0	0	0	0	
12/24	IND-L	1	SAM	9	6	3	0.0	0.0	0	0	0	0	0	0	0	0	
1/1	at Min-W	1	SAM	9	5	4	0.0	0.0	0	0	0	0	0	0	0	0	
1/8	at Pit-L	1	SAM	8	4	4	0.0	0.0	0	0	0	0	0	0	0	0	
2022 Totals		17	6	45	29	16	0.0	0.0	1	16	16	0	1	1	1	0	

Date	Opp	TACKLES							INTERCEPTIONS					FUMBLES			
		GP	GS	Tot	So	As	Sk	Yds	Int	Yds	Lg	TD	PD	FF	FR		
9/22	at KC-L	1	0	0	0	0	0.0	0.0	0	0	0	0	0	0	0	0	
9/23	Hou-W	1	0	0	0	0	0.0	0.0	0	0	0	0	0	0	0	0	
9/26	Cin-W	1	0	0	0	0	0.0	0.0	0	0	0	0	0	0	0	0	
10/3	at Min-W	1	0	0	0	0	0.0	0.0	0	0	0	0	0	0	0	0	
10/10	at LAC-L	1	0	0	0	0	0.0	0.0	0	0	0	0	0	0	0	0	
10/17	at L	1	0	0	0	0	0.0	0.0	0	0	0	0	0	0	0	0	
10/23	at W	1	0	0	0	0	0.0	0.0	0	0	0	0	0	0	0	0	
10/31	Pit-L	1	0	0	0	0	0.0	0.0	0	0	0	0	0	0	0	0	
11/7	at Cin-W	1	0	0	0	0	0.0	0.0	0	0	0	0	0	0	0	0	
11/24	at NE-L	1	0	0	0	0	0.0	0.0	0	0	0	0	0	0	0	0	
11/25	at Bal-W	1	0	0	0	0	0.0	0.0	0	0	0	0	0	0	0	0	
11/28	at Bal-L	1	0	0	0	0	0.0	0.0	0	0	0	0	0	0	0	0	
12/2	at Bal-W	1	0	0	0	0	0.0	0.0	0	0	0	0	0	0	0	0	
12/20	LVA	1	0	0	0	0	0.0	0.0	0	0	0	0	0	0	0	0	
12/25	at GB-L	1	0	0	0	0	0.0	0.0	0	0	0	0	0	0	0	0	
1/3	at Pit-L	1	0	0	0	0	0.0	0.0	0	0	0	0	0	0	0	0	
1/8	Cin-W	1	0	0	0	0	0.0	0.0	0	0	0	0	0	0	0	0	
2021 Totals		10	0	0	0	0	0.0	0.0	0	0	0	0	0	0	0	0	



DREW FORBES

POSITION GUARD

HEIGHT 6-5

WEIGHT 308

SCHOOL SOUTHEAST MISSOURI STATE

BORN 1/18/1997

ACQUIRED W. (DET.) - '22

EXPERIENCE 4TH

CAREER TRANSACTIONS

Selected by the Cleveland Browns in the sixth round (189th overall) of the 2019 NFL Draft... Waived by Cleveland on Sept. 5, 2022... Claimed via waivers by the Detroit Lions on Sept. 5, 2022... Waived by Detroit on Oct. 1, 2022... Claimed via waivers by Cleveland on Oct. 3, 2022.

KEY NOTES

- Began the 2022 regular season as a member of the Detroit Lions (Weeks 1-3) before joining the Browns for his second stint during Week 5, playing nine games.
- Spent the 2021 season on injured reserve with a knee injury sustained in training camp.
- Exercised his option to opt out of the 2020 season due to the COVID-19 pandemic.
- Appeared in two games as a rookie in 2019.
- Featured in a pre-draft series by Sports Illustrated's Kalyn Kahler titled "Who Is Prospect X? The Search for the NFL Draft's Most Overlooked Prospect." The piece profiled Forbes, removing his name and replacing it with "Prospect X" and chronicled his pre-draft process and battle to become noticed from tiny Southeast Missouri.
- Helped Southeast Missouri to the school's second playoff berth.

PERSONAL

- Married to Emily.
- Native of Bonne Terre, Mo. and attended North County High School.
- Earned a degree in corporate communications from Southeast Missouri.
- Draws inspiration from his younger brother Brett, who was born with spina bifida and has no feeling below his knees and travels the country playing wheelchair basketball.
- Sister, Holly, played basketball at Robert Morris and was named a NJCAA Division I All-American.
- Spends majority of his free time at his wife's family's farm in Missouri, where he helps assist in the everyday needs of the family's livestock, ranging from driving tractors to hauling hay bales.

BEYOND FOOTBALL

- Active in the Cleveland community volunteering for several youth football camps, hospital visits and military appreciation events.

FORBES' CAREER STATISTICS

Year	Team	GP	PP	SS
2019	Det	2	0	0
2020	Det	0	0	0
2021	Det	0	0	0
2022	Det	1	0	0
	Det	9	0	0
NFL totals		12	0	0

CAREER MILESTONES: NFL debut vs. Cin., 12/8/19.

34



CAREER TRANSACTIONS

Originally drafted by the Cleveland Browns in the fifth round (156th overall) of the 2022 NFL Draft.

KEY NOTES

- Played in 13 games during rookie campaign and rushed ball eight times for 12 yards. Returned 30 punts for 723 yards, averaging 24.1 yards per kickoff return for sixth in the NFL among players with at least 20 returns.
- Helped lead the Bearcats to an undefeated season (13-0) in 2021 and finished with 1,242 yards rushing, 19 rushing touchdowns and 20 total touchdowns. Both touchdown marks set school single-season records.
- Joined the Cincinnati Bearcats' program in 2020 after two years at Alabama.
- Finished collegiate career with 319 rushes for 1,953 yards and 30 touchdowns. Also added 31 catches for 282 yards and one score.

PERSONAL

- Native of Tampa, Fla. and attended Armwood High School.
- The morning of the 2022 Reese's Senior Bowl, took a two-hour Uber ride from Mobile to New Orleans at 2 a.m. and boarded a 6 a.m. flight and arrived in Tampa in time for the birth of his daughter.

JEROME FORD

POSITION RUNNING BACK

HEIGHT 5-10

WEIGHT 210

SCHOOL CINCINNATI

BORN 9/12/1999

ACQUIRED 05 - '22

EXPERIENCE 2ND

BEYOND FOOTBALL

- Partnered with Tittle & Perlmutter and the Cuyahoga County Department of Children and Family Services last Holiday season to invite 25 kids being raised by single parents or extended family to enjoy the holidays with various foods from local restaurants, gifts for the children, face painting and more.

FORD'S CAREER STATISTICS

RUSHING											RECEIVING			
Year	Team	GP	No.	Yds	Avg	Lg	TD	No.	Yds	Avg	Lg	TD		
2022	Cin	13	0	8	1.5	9	0	0	0	-	-	0		

KICKOFF RETURNS						PUNT RETURNS					
Year	Team	No.	Yds	Avg	Lg	TD	No.	Yds	Avg	Lg	TD
2022	Cin	30	723	24.1	48	0	0	0	0	-	0

FORD'S GAME-BY-GAME STATISTICS

RUSHING											RECEIVING			
Date	Opp	GP	GS	No.	Yds	Avg	Lg	TD	No.	Yds	Avg	Lg	TD	
9/23	at Cin-W	1	0	0	-	-	0	0	0	-	-	0	0	
9/18	NFL	1	0	0	-	-	0	0	0	-	-	0	0	
9/22	Pit-W	1	0	0	-	-	0	0	0	-	-	0	0	
10/2	at ARI-L	1	0	0	-	-	0	0	0	-	-	0	0	
10/9	LAC-L								***injured reserve - ankle***					
10/16	NE-L								***injured reserve - ankle***					
10/23	at BAL-L								***injured reserve - ankle***					
10/31	Cin-W								***injured reserve - ankle***					
11/13	at Mia-L	1	0	0	-	-	0	0	0	-	-	0	0	
11/20	at Bal-L	1	0	0	-	-	0	0	0	-	-	0	0	
11/27	TB-W	1	0	0	-	-	0	0	0	-	-	0	0	
12/1	at Hou-W	1	3	3	1.0	4	0	0	0	-	-	0	0	
12/11	at CIN-L	1	0	0	-	-	0	0	0	-	-	0	0	
12/17	Bal-W	1	0	0	-	-	0	0	0	-	-	0	0	
12/24	IND-L	1	0	0	-	-	0	0	0	-	-	0	0	
1/1	at Was-W	1	5	9	1.8	9	0	0	0	-	-	0	0	
1/8	at Pit-L	1	0	0	-	-	0	0	0	-	-	0	0	
2022 totals		13	0	8	1.5	9	0	0	0	0	-	0	0	

ADDITIONAL STATISTICS: Special teams tackles: 1. NFL debut at Car., 9/11/22. First NFL start: N/A.

28



CAREER TRANSACTIONS

Originally signed as an undrafted free agent by the Detroit Lions on April 28, 2018...Waived by Detroit on Sept. 1, 2018...Signed to the Lions' practice squad on Sept. 2, 2018...Signed to the Lions' active roster on Nov. 14, 2018...Re-signed by Detroit on April 21, 2020...Waived by the Denver Broncos on Sept. 1, 2021...Signed by the Atlanta Falcons as an unrestricted free agent on April 8, 2022...Signed by the Cleveland Browns as an unrestricted free agent on March 21, 2023.

KEY NOTES

- Has played in 61 career games with nine starts, totaling 70 tackles and four passes defended on defense, while adding 23 tackles on special teams.
- Saw action in all 17 games last season and totaled 15 tackles on defense and seven special teams stops.
- Played three seasons (2015-17) at Southeast Missouri State University and tallied 116 total tackles, 34 passes defended, seven interceptions, and 5.0 sacks.

PERSONAL

- Attended Marquette Catholic High School in Alton, Ill., where he also lettered in track and field, competing in the triple jump.
- Majored in business at Southeast Missouri State University.

FORD JR.'S CAREER STATISTICS

Year	Team	TACKLES										INTERCEPTIONS					FUMBLES									
		GP	GS	Tot	Solo	Asst	Sk	Yds	TD	TD	PD	FF	FR	Yds	TD	PD	FF	FR	Yds							
2018	Det	7	4	25	22	3	0	0	0	0	0	0	0	0	0	0	0	0	0	0	0	0	0	0	0	0
2019	Det	15	2	12	8	1	0	0	0	0	0	0	0	0	0	2	0	0	0	0	0	0	0	0	0	0
2020	Det	9	1	22	8	1	0	0	0	0	0	0	0	0	0	1	0	0	0	0	0	0	0	0	0	0
2021	Den	13	0	6	2	0	0	0	0	0	0	0	0	0	0	0	0	0	0	0	0	0	0	0	0	0
2022	Atl	17	2	15	3	5	0	0	0	0	0	0	0	0	0	0	0	0	0	0	0	0	0	0	0	0
NFL Totals		61	9	70	55	8	0	0	0	0	0	0	0	0	0	4	0	0	0	0	0	0	0	0	0	0

ADDITIONAL STATISTICS: Interceptions - None. Sacks - None. Special teams tackles: None.

SINGLE GAME HIGHS & CAREER MILESTONES: TACKLES - 5, at LAC, 10/10/21. Solo - 4, at LAC, 10/10/21. INTERCEPTIONS: None. TDs: None. Sacks: None. FUMBLES: Forced - 1, last at Dal., 12/11/20. Recovered - None. NFL debut vs. SF, 10/13/18. First NFL start vs. Was., 11/20/22. First NFL interception N/A. Last NFL interception: N/A.

MIKE FORD JR.

POSITION CORNERBACK

HEIGHT 6-0

WEIGHT 195

SCHOOL SOUTHEAST MISSOURI STATE

BORN 8/4/1995

ACQUIRED UFA (ATL.) - '23

EXPERIENCE 6TH

FORD JR.'S GAME-BY-GAME STATISTICS

2022, ATLANTA

Date	Opp	GP	GS	TACKLES							INTERCEPTIONS						FUMBLES									
				Tot	So	As	Sk	Yds	TD	Yd	Int	Yd	Lg	TD	PD	FF	FR									
9/01	IND-L	1	2	1	2	0	0	0	0	0	0	0	0	0	0	0	0	0	0	0	0	0	0	0	0	
9/09	at LAC-L	1	2	0	1	0	0	0	0	0	0	0	0	0	0	0	0	0	0	0	0	0	0	0	0	
9/09	at GB-W	1	0	0	0	0	0	0	0	0	0	0	0	0	0	0	0	0	0	0	0	0	0	0	0	
10/02	Chi-W	1	2	0	1	0	0	0	0	0	0	0	0	0	0	0	0	0	0	0	0	0	0	0	0	
10/09	at TB-L	1	0	0	0	0	0	0	0	0	0	0	0	0	0	0	0	0	0	0	0	0	0	0	0	
10/16	at SF-W	1	2	1	1	0	0	0	0	0	0	0	0	0	0	0	0	0	0	0	0	0	0	0	0	
10/23	at Cin-L	1	0	0	0	0	0	0	0	0	0	0	0	0	0	0	0	0	0	0	0	0	0	0	0	
10/30	Car-W	1	1	0	0	0	0	0	0	0	0	0	0	0	0	0	0	0	0	0	0	0	0	0	0	
11/05	at WAS-L	1	1	0	0	0	0	0	0	0	0	0	0	0	0	0	0	0	0	0	0	0	0	0	0	
11/07	at Car-L	1	0	0	0	0	0	0	0	0	0	0	0	0	0	0	0	0	0	0	0	0	0	0	0	
11/20	CHI-W	1	0	0	0	0	0	0	0	0	0	0	0	0	0	0	0	0	0	0	0	0	0	0	0	
11/27	at WAS-L	1	0	0	0	0	0	0	0	0	0	0	0	0	0	0	0	0	0	0	0	0	0	0	0	
12/04	PHI-L	1	1	0	0	0	0	0	0	0	0	0	0	0	0	0	0	0	0	0	0	0	0	0	0	
12/18	at IND-L	1	0	0	0	0	0	0	0	0	0	0	0	0	0	0	0	0	0	0	0	0	0	0	0	
12/26	at Bal-L	1	0	0	0	0	0	0	0	0	0	0	0	0	0	0	0	0	0	0	0	0	0	0	0	
1/1	at Ari-W	1	0	0	0	0	0	0	0	0	0	0	0	0	0	0	0	0	0	0	0	0	0	0	0	
1/8	TB-W	1	0	0	0	0	0	0	0	0	0	0	0	0	0	0	0	0	0	0	0	0	0	0	0	
2022 Totals		17	2	13	9	5	0	0	0	0	0	0	0	0	0	0	0	0	0	0	0	0	0	0	0	0

2021, DENVER

Date	Opp	GP	GS	TACKLES							INTERCEPTIONS						FUMBLES									
				Tot	So	As	Sk	Yds	TD	Yd	Int	Yd	Lg	TD	PD	FF	FR									
9/06	at NYG-W	1	0	0	0	0	0	0	0	0	0	0	0	0	0	0	0	0	0	0	0	0	0	0	0	
9/13	at Jax-W	1	0	0	0	0	0	0	0	0	0	0	0	0	0	0	0	0	0	0	0	0	0	0	0	
9/20	IND-W	1	0	0	0	0	0	0	0	0	0	0	0	0	0	0	0	0	0	0	0	0	0	0	0	
10/03	at Bal-L	1	0	0	0	0	0	0	0	0	0	0	0	0	0	0	0	0	0	0	0	0	0	0	0	
10/10	at PHI-L	1	1	0	0	0	0	0	0	0	0	0	0	0	0	0	0	0	0	0	0	0	0	0	0	
10/17	LVA																									
10/21	at Cin-L																									
10/31	Was-W																									
11/07	at Det-W	1	1	1	0	0	0	0	0	0	0	0	0	0	0	0	0	0	0	0	0	0	0	0	0	
11/24	PHI-L	1	0	0	0	0	0	0	0	0	0	0	0	0	0	0	0	0	0	0	0	0	0	0	0	
11/29	LAC-W	1	0	0	0	0	0	0	0	0	0	0	0	0	0	0	0	0	0	0	0	0	0	0	0	
12/05	at KC-L	1	1	0	0	0	0	0	0	0	0	0	0	0	0	0	0	0	0	0	0	0	0	0	0	
12/12	at Den-W	1	1	0	0	0	0	0	0	0	0	0	0	0	0	0	0	0	0	0	0	0	0	0	0	
12/19	Cin-L	1	0	0	0	0	0	0	0	0	0	0	0	0	0	0	0	0	0	0	0	0	0	0	0	
12/26	at LVA	1	0	0	0	0	0	0	0	0	0	0	0	0	0	0	0	0	0	0	0	0	0	0	0	
1/2	at LAC-L																									
1/8	KC-L	1	0	0	0	0	0	0	0	0	0	0	0	0	0	0	0	0	0	0	0	0	0	0	0	
2021 Totals		13	0	6	2	0	0	0	0	0	0	0	0	0	0	0	0	0	0	0	0	0	0	0	0	0

2020, DETROIT

Date	Opp	GP	GS	TACKLES							INTERCEPTIONS						FUMBLES									
				Tot	So	As	Sk	Yds	TD	Yd	Int	Yd	Lg	TD	PD	FF	FR									
9/03	Chi-L																									
9/07	at GB-L																									
9/07	at Ari-W																									
10/04	IND-L																									
10/19	at Jax-W																									
10/25	at Ari-W	1	0	0	0	0	0	0	0	0	0	0	0	0	0	0	0	0	0	0	0	0	0	0	0	
11/01	Ind-L																									
11/08	at Min-L	1	2	0	0	0	0	0	0	0	0	0	0	0	0	0	0	0	0	0	0	0	0	0	0	
11/15	Was-W	1	2	0	0	0	0	0	0	0	0	0	0	0	0	0	0	0	0	0	0	0	0	0	0	
11/22	at Car-L	1	1	0	0	0	0	0	0	0	0	0	0	0	0	0	0	0	0	0	0	0	0	0	0	
11/28	Hou-L																									
12/06	at Chi-W	1	2	1	0	0	0</																			

Date	Opp	GP	GS	Tot	Su	As	So	W	Tot	W	Lg	TU	PO	FF	PR
9/03	NYJ														
9/16	at SF-L														
9/23	NE-W														
9/30	at Det-L														
10/7	GB-W														
10/21	at Mia-W														
10/28	Swat-L														
11/4	at Min-L														
11/11	at Chi-L														
11/18	Car-W	1	CB	2	2	0	0	0	0	0	0	-	0	0	0
11/22	Chi-L	1	CB	6	5	1	0	0	0	0	0	-	0	1	0
11/29	LAR-L	1	CB	6	6	0	0	0	0	0	0	-	0	0	0
12/6	at ARI-W	1		3	2	0	0	0	0	0	0	-	0	0	0
12/16	at Buf-L	1		3	3	0	0	0	0	0	0	-	0	0	0
12/23	Min-L	1		1	1	0	0	0	0	0	0	-	0	0	0
12/31	at GB-W	1	CB	6	4	0	0	0	0	0	0	-	0	0	0
2018 totals		7	4	29	23	1	0	0	0	0	0	-	0	1	0

STAFF

PLAYERS

2021 SEASON

HISTORY

RECORDS

GAME DAY

LOU GROZA FIELD PROJECT

Celebrating the Cleveland Browns commitment to education and youth and high school football, the team hosted a special field dedication ceremony in June 2023 at Berea City School District's Lou Groza Field. The field features ForeverLawn high-quality turf and marks the 14th field surface installed in Ohio schools and communities by the Browns, courtesy of the Haslam and Johnson families and Browns Give Back, since the team's long-term field initiative launched seven years ago in May 2016.

The Browns have partnered with Berea City School District and other local groups who use Lou Groza Field for community engagement opportunities for many years, including the Browns Adapted Football League with Achievement Centers for Children. To expand the partnership, Berea City School District officially joined the Stay in the Game! Network for the upcoming school year (2023-24).

"We are thrilled to have officially broken ground on the state-of-the-art synthetic turf field from ForeverLawn at Berea City School District's Lou Groza Field," said Vice President of Community Relations Jenner Tekancic. "This project represents our commitment to providing top-notch facilities for our community, fostering athletic excellence, and creating valuable opportunities for our youth. The new field will not only enhance the playing experience but also serve as a catalyst for the overall development and growth of our students, athletes, and the entire Berea community. We extend our heartfelt gratitude to the Berea City



School District for their partnership, and we eagerly anticipate the lasting positive impact this facility will bring to our community in the years ahead."

Recently joining forces with the Cleveland Browns as their Official Synthetic Turf Partner, ForeverLawn emerges as a leading provider of premium synthetic turf, headquartered in Louisville, Ohio. The high-performance synthetic turf from its SportsGrass line of products have been installed at the Lou Groza Field renovation, as well as future sites selected by Browns Give Back.



MYLES GARRETT

POSITION DEFENSIVE END

HEIGHT 6-4

WEIGHT 272

SCHOOL TEXAS A&M

BORN 12/29/1995

ACQUIRED D1A - '17

EXPERIENCE 7TH



CAREER TRANSACTIONS

Selected by the Cleveland Browns in the first round (first overall) of the 2017 NFL Draft.

AWARDS/HONORS

- Four-time Pro Bowl selection (2018, 2020-22), including starting honors from 2020-22. First Browns DE to make four Pro Bowls since Bill Glass in the 1960s.
- Four-time All-Pro, earning first team honors in 2020 and 2021.
- Named to the PFWA All-NFL team from 2020-22. Joined G Joel Bitonio as the only NFL players to make the team each of the past three seasons. Also named to the 2017 PFWA All-Rookie team.
- Sporting News All-Pro Team selection in 2020 and 2021.
- 2020 Browns Walter Payton Man of the Year.
- 2020 AFC Defensive Player of the Month of October.
- 2020 Week 4 AFC Defensive NFL Player of the Week.
- 2021 Week 3 AFC Defensive Player of the Week.
- Voted the 2021 PFWA Dino Lucarelli Good Guy.
- Browns 2017 Maurice Bassett Award winner, given to team's most outstanding rookie during training camp.

KEY NOTES

- Set Browns single-season record with 16 sacks in 2021 and tied the mark in 2022. Is the only NFL players to record at least 16 sacks in each of the past two seasons.
- Is the only NFL player with at least 10 sacks in each of the past five season. Is the only Brown with multiple double-digit sack seasons.
- Holds Browns record for career sacks

(74.5), officially setting the mark with two sacks against the Patriots on Oct. 16, 2022 to surpass Clay Matthews Jr. (62.0).

- Became the seventh player in NFL history to record 10-or-more sacks in five of his first six seasons, joining Richard Dent, Bruce Smith, Derrick Thomas, Reggie White, Von Miller and DeMarcus Ware.
- Set Browns single-game record with 4.5 sacks against Chicago on Sept. 26, 2021.
- Recorded first NFL touchdown following a strip-sack fumble recovery for a 15-yard touchdown on Dec. 12, 2021. Also scored a touchdown following a 22-yard fumble return during the 2022 Pro Bowl.
- Reached 50 career sacks (50.5) in Week 6 in 2021, becoming third-fastest to reach the mark (57 games) behind only Hall of Famers Reggie White (40) and Derrick Thomas (54).
- Set a Browns record with at least one sack in six consecutive games (Weeks 2-7) in 2020 and tied the mark in 2021 (Weeks 5-10).
- Owns 21 career games with multiple sacks, a Browns record.
- On first NFL play, dropped Josh McCown for an 8-yard loss on Oct. 8, 2017, and finished the game with two sacks to become first No. 1 overall pick with multiple sacks in first game and first Brown with at least two sacks in his NFL debut since 1988.
- Joined DT Tommy Kelly (2004 Raiders) and LB Barkevious Mingo (2013 Browns) as only rookies since 2004 with a sack in each of first three NFL games.
- Earned first-team All-America honors at Texas A&M.
- Led the SEC in sacks in 2015.

PERSONAL

- Adopted a puppy, Gohan, in March 2019. Gohan is a black German Shepard and named after his favorite Dragon Ball Z character. Has arranged several puppy

2018 CLEVELAND

Date	Opp	GP	TACKLES					INTERCEPTIONS					FUMBLES				
			Tot	Su	As	Sk	Yd	Int	Yd	Lg	TD	PD	FF	FR			
9/8	Ten-L	1	DE	5	4	1	2.0	13.0	0	0	-	0	0	0	0	0	0
9/15	at NYW	1	DE	5	3	2	3.0	22.0	0	0	-	0	0	0	0	0	
9/22	LAC-L	1	DE	2	1	1	1.0	5.0	0	0	-	0	0	1	1	0	
9/29	at Bal-W	1	DE	1	1	0	0.0	0.0	0	0	-	0	0	0	0	0	
10/7	at SF-L	1	DE	2	2	0	1.0	7.0	0	0	-	0	0	0	0	0	
10/13	at Den-L	1	DE	5	3	2	2.0	9.0	0	0	-	0	0	1	1	0	
10/27	at NE-L	1	DE	4	3	1	1.0	7.0	0	0	-	0	0	0	0	0	
11/3	at Den-L	1	DE	3	1	2	0.0	0.0	0	0	-	0	0	0	0	0	
11/10	at Buf-W	1	DE	1	1	0	0.0	0.0	0	0	-	0	0	0	0	0	
11/14	at Pit-W	1	DE	1	1	0	0.0	0.0	0	0	-	0	0	0	0	0	
11/24	at Mia-W																
12/1	at Pit-L																
12/8	at Cin-W																
12/15	at Ari-L																
12/22	at Bal-L																
12/29	at Cin-L																
2018 totals	10	10	29	20	9	10.0	63.0	0	0	-	0	0	2	0	0	0	

2019 CLEVELAND

Date	Opp	GP	TACKLES					INTERCEPTIONS					FUMBLES				
			Tot	Su	As	Sk	Yd	Int	Yd	Lg	TD	PD	FF	FR			
8/8	at Pit-L	1	DE	8	5	1	2.0	12.0	0	0	-	0	1	2	0	0	
8/18	at KC-L	1	DE	1	1	0	0.0	0.0	0	0	-	0	0	0	0	0	
8/20	at NYW	1	DE	3	3	0	2.0	8.0	0	0	-	0	1	1	0	0	
8/30	at Den-L	1	DE	9	7	2	0.5	1.5	0	0	-	0	0	0	0	0	
9/7	at Buf-W	1	DE	1	1	0	0.5	2.0	0	0	-	0	0	0	0	0	
10/14	LAC-L	1	DE	1	0	1	0.0	0.0	0	0	-	0	0	1	0	0	
10/21	at TB-L	1	DE	2	2	0	2.0	12.0	0	0	-	0	0	1	0	0	
10/28	at Pit-L	1	DE	1	1	0	1.0	6.0	0	0	-	0	0	0	0	0	
11/4	KC-L	1	DE	2	2	0	1.0	13.0	0	0	-	0	0	0	0	0	
11/11	at Ari-W	1	DE	1	1	0	0.0	0.0	0	0	-	0	0	0	0	0	
11/25	at Cin-W	1	DE	1	1	0	1.0	12.0	0	0	-	0	0	0	0	0	
12/2	at Hou-L	1	DE	3	2	1	1.5	9.0	0	0	-	0	0	0	0	0	
12/9	at Den-W	1	DE	5	4	1	1.0	1.0	0	0	-	0	0	0	0	0	
12/15	at Den-W	1	DE	1	1	0	0.0	0.0	0	0	-	0	0	0	0	0	
12/22	at Cin-W	1	DE	5	3	2	0.0	0.0	0	0	-	0	0	0	0	0	
12/30	at Bal-L	1	DE	1	1	0	1.0	7.0	0	0	-	0	0	0	0	0	
2019 totals	10	10	44	33	9	17.5	61.5	0	0	-	0	0	1	1	0	0	

2021 CLEVELAND

Date	Opp	GP	TACKLES					INTERCEPTIONS					FUMBLES				
			Tot	Su	As	Sk	Yd	Int	Yd	Lg	TD	PD	FF	FR			
8/10	at Pit-L																
8/17	at Bal-L																
8/24	at Bal-L																
10/11	Cin-L																
10/18	at NYW	1	DE	2	2	0	2.0	12.0	0	0	-	0	0	0	0	0	
10/25	at Hou-L	1	DE	5	2	3	1.0	6.0	0	0	-	0	0	0	0	0	
10/32	at Ten-L	1	DE	4	3	1	1.0	7.0	0	0	-	0	0	0	0	0	
10/29	Mia-L																
11/22	at Bal-L	1	DE	1	1	0	0.0	0.0	0	0	-	0	0	0	0	0	
11/29	at Ari-L	1	DE	3	1	2	0.0	0.0	0	0	-	0	0	0	0	1	
11/28	at Cin-L	1	DE	2	2	0	1.0	5.0	0	0	-	0	0	0	0	0	
12/12	at LAC-L	1	DE	4	2	2	0.0	0.0	0	0	-	0	0	0	0	0	
12/10	at SF-L	1	DE	4	1	3	0.0	0.0	0	0	-	0	0	0	0	0	
12/17	at Bal-L	1	DE	2	1	1	0.0	0.0	0	0	-	0	0	1	0	0	
12/24	at Cin-L	1	DE	1	1	0	1.0	8.0	0	0	-	0	0	0	0	0	
12/31	at Pit-L	1	DE	3	3	0	1.0	4.0	0	0	-	0	0	1	1	0	
2021 totals	11	9	31	19	12	7.0	44.0	0	0	-	0	0	1	1	1	0	

STAFF

PLAYERS

2021 SEASON

HISTORY

RECORDS

GAME-DAY

BROWNS BROTHERS

There are four sets of brothers that have appeared in regular-season games for the Browns:

JERRY BALL and ANTHONY MALBROUGH (half-brothers)

Jerry Ball played DT for the Browns in 1993, appearing in all 16 games and making seven starts. Ball finished with 43 tackles and three sacks during his year in Cleveland. Ball later returned to the Browns at the end of his 13-year career in 1999 and recorded three starts, one tackle and one sack. His half brother Anthony Malbrough played DB for Cleveland during the 2000 season, starting in one of his nine games played and recording 15 tackles.

PRESTON AND LEW CARPENTER

Preston Carpenter played his first four NFL seasons (1956-59) for the Browns, spending his rookie season in the backfield and his remaining three years as a WR. As a rookie, Preston ran for 756 yards on 188 carries. Over the next three seasons, he amassed 80 receptions for 1,244 yards and five TDs. Preston played the first 48 of 149 career games with the Cleveland. His brother, Lew, played RB for the Browns during the 1957 and 1958 seasons, totaling 623 yards rushing and six TDs on 153 attempts over the two-year span.

JIM AND LIN HOUSTON

The Houston Brothers, Jim and Lin, both played their entire careers for the Cleveland Browns. Jim tallied 177 games played at LB from 1960-72, and racked up 278 return yards and three TDs on 14 interceptions. His brother, Lin, played offensive line for Cleveland from 1950-53, finishing his four-year career with 47 games played.

ED AND DICK MODZELEWSKI

Dick Modzelewski finished his 14-year career in Cleveland, played DT in 42 games for the Browns from 1964 to 1966. Dick finished with 180 career games played, and went on to serve as the Browns defensive coordinator in 1976 and 1977. His brother, Ed, played RB for the Browns from 1955-1959 (56 games). Ed totaled 1,097 and eight TDs on 311 carries, while also adding 27 receptions, 168 receiving yards and three TD catches as a Brown. In addition Cleveland, the Modzelewski brothers also both played for the University of Maryland.

JOSH AND LUKE MCCOWN

Luke McCown was drafted by the Browns in the fourth round (106th overall) of the 2004 NFL Draft. As a rookie, Luke played in five games, starting four and throwing for 608 yards and four TDs. His brother, Josh, was signed as a free agent by the Browns in the spring of 2015 and enters his 13th year in the NFL.



3

CAREER TRANSACTIONS

Originally drafted by the Buffalo Bills in the third round (78th overall) of the 2013 NFL Draft...Signed by the San Francisco 49ers as an unrestricted free agent on March 10, 2017...Traded to the Philadelphia Eagles on April 25, 2020...Reverted to 49ers' roster per trade terms on March 16, 2021...Contract terminated by San Francisco on March 17, 2021...Signed by the Chicago Bears on March 17, 2021...Signed by the Seattle Seahawks as an unrestricted free agent on May 23, 2022...Signed by the Cleveland Browns as an unrestricted free agent on April 14, 2023.

AWARDS/HONORS

- 49ers Ed Block Courage Award recipient in 2017.

KEY NOTES

- Recorded 10 touchdowns of 50-plus yards, including a career-long 84-yard touchdown on Sept. 15, 2016.
- Appeared in 102 games with 44 starts between four teams. Compiled 187 career receptions for 3,023 yards and 18 touchdowns.
- Tied a career-high with four receiving touchdowns in 2022.
- Opted out of the 2020 NFL season due to COVID-19 pandemic.
- Recorded a career-high 962 yards with San Francisco in 2017.
- At Texas, totaled 116 receptions, 1,296 yards and six touchdowns, adding 46 rushes for 405 yards and also 44 kickoff returns for 985 yards and one touchdown. In addition to football, was a two-time NCAA champion in the long jump (2010, 2012) and a four-time All-American in track and field. Won five Big 12 Conference championships and made the All-Big 12 team seven times.

MARQUISE GOODWIN

POSITION WIDE RECEIVER

HEIGHT 5-9

WEIGHT 185

SCHOOL TEXAS

BORN 11/19/1990

ACQUIRED UFA (SEA) - '23

EXPERIENCE 11TH

PERSONAL

- Native of Rowlett, Texas and prepved at Rowlett High School.
- Married to former Longhorn hurdler champion Morgan Snow-Goodwin.
- Set the Longhorns indoor record in the long jump and was the runner-up for the 2012 NCAA Indoor long jump title.
- Qualified for the U.S. Olympic team after winning the long jump title at the 2012 U.S. Olympic Trials and finished 10th in the long jump in the London Olympics.

BEYOND FOOTBALL

- Supported Next Door Solutions and the Cerebral Palsy Foundation for the NFL's My Cause, My Cleats campaign in 2019.

GOODWIN'S CAREER STATISTICS

Year	Team	RECEIVING										RUSHING			
		GP	GS	No.	Yds	Avg	LG	TD	Att	Yds	Avg	Lg	TD		
2013	Buf	10	1	17	230	23.0	50	3	3	13	4.9	17	0		
2014	Buf	10	0	1	42	42	42	0	3	9	2.7	12	0		
2015	Buf	2	0	2	24	12	12	0	0	0	0	0	0		
2016	Buf	15	8	39	420	10.8	34.9	84	3	0	0	0	0		
2017	SF	16	16	56	882	17.2	84	2	4	44	11	18	0		
2018	SF	11	8	23	395	17.2	67	4	4	9	2.3	5	0		
2019	SF	8	8	12	166	13.8	58	1	1	15	3.6	15	0		
2020	Phi	0	0	0	0	0	0	0	0	0	0	0	0		
2021	Chi	84	2	20	303	15.7	50	1	2	1	0.5	1	0		
2022	Sea	19	2	27	327	14.3	39	4	2	5	2.5	7	0		
NFL Totals		102	44	187	3029	16.2	84	18	19	93	4.9	18	0		

Year	Team	KICKOFF RETURNS							POINT RETURNS			
		No.	Yds	Avg	LG	TD	No.	Yds	Avg	Lg	TD	
2013	Buf	18	363	20.2	26	0	0	0	0	0	0	0
2014	Buf	4	84	21	24	0	0	0	0	0	0	0
2015	Buf	2	34	16.5	18	0	0	0	0	0	0	0
NFL Totals		24	481	20.0	21	0	0	0	0	0	0	0

PLAYOFFS

Year	Team	RECEIVING										RUSHING			
		GP	GS	No.	Yds	Avg	LG	TD	Att	Yds	Avg	Lg	TD		
2019	SF	0	0	0	0	0	0	0	0	0	0	0	0		
2022	Sea	0	0	0	0	0	0	0	0	0	0	0	0		

Year	Team	KICKOFF RETURNS							POINT RETURNS			
		No.	Yds	Avg	LG	TD	No.	Yds	Avg	Lg	TD	
2019	SF	0	0	0	0	0	0	0	0	0	0	0
2022	Sea	0	0	0	0	0	0	0	0	0	0	0

ADDITIONAL STATISTICS: 100-yard receiving games - 6, w/ NFL: 9/16/18; 116 at Ind., 10/8/17; 106 at Hou., 12/10/17; 114 w/ Ten., 12/17/17; 126 at SF, 10/5/18; 104 w/ Buf., 11/21/13; Multiple-10 games - 2, best at LAC, 10/28/22; Special teams tackles - None; Misc. tackles - None; Fumbles - 41 total.

CAREER MILESTONES: Receptions - 183, w/ Ten., 12/17/17; Yards - 188, at Ind., 10/8/17; 106 at Hou., 12/10/17; 114 w/ Ten., 12/17/17; 126 at SF, 10/5/18; 104 w/ Buf., 11/21/13; First NFL reception w/ NE, 9/8/13; 92 yards, E. Manassas; RUSHING: Attempts - 1, best w/ Car., 12/11/22; Yards - 18, w/ NE, 12/17/17.

GOODWIN'S GAME-BY-GAME STATISTICS

2022, SEATTLE													
Date	Opp	GP	GS	No.	Yds	Avg	LG	TD	Att	Yds	Avg	LG	TD
9/12	Det-W	1	1	2	22	11	16	0	0	0	0	0	0
9/19	SF-L	1	1	0	0	0	0	0	0	0	0	0	0
9/25	ARI-L	1	1	2	21	10.5	23	0	0	0	0	0	0
10/2	Det-W	1	1	0	0	0	0	0	0	0	0	0	0
10/9	at IND-L	1	1	***INACTIVE***	***INACTIVE***	***INACTIVE***	***INACTIVE***	***INACTIVE***	***INACTIVE***	***INACTIVE***	***INACTIVE***	***INACTIVE***	***INACTIVE***
10/16	at Ari-W	1	1	2	26	13	22	0	0	0	0	0	0
10/23	at LAC-W	1	1	4	67	16.8	23	2	0	0	0	0	0
10/30	at NYG-W	1	1	4	23	5.8	18	0	0	0	0	0	0
11/6	at Ari-W	1	1	***INACTIVE***	***INACTIVE***	***INACTIVE***	***INACTIVE***	***INACTIVE***	***INACTIVE***	***INACTIVE***	***INACTIVE***	***INACTIVE***	***INACTIVE***
11/13	at TB-L	1	1	2	38	19	19	0	0	0	0	0	0
11/27	at LVA-L	1	1	WR	3	48	18	2	0	0	0	0	0
12/4	at LAR-W	1	1	1	17	17	17	1	0	0	0	0	0
12/11	at Car-L	1	1	5	85	19	38	0	0	0	0	0	0
12/15	SF-L	1	1	2	10	5	6	0	0	0	0	0	0
12/24	at KC-L	1	1	WR	0	0	0	0	0	0	0	0	0
1/1	NY-W	1	1	***reserve-shoulder***	***reserve-shoulder***	***reserve-shoulder***	***reserve-shoulder***	***reserve-shoulder***	***reserve-shoulder***	***reserve-shoulder***	***reserve-shoulder***	***reserve-shoulder***	***reserve-shoulder***
1/8	LAR-W	1	1	***reserve-shoulder***	***reserve-shoulder***	***reserve-shoulder***	***reserve-shoulder***	***reserve-shoulder***	***reserve-shoulder***	***reserve-shoulder***	***reserve-shoulder***	***reserve-shoulder***	***reserve-shoulder***
2022 Totals		13	0	27	397	14.8	39	4	0	0	0	0	0
1/24	at SF-L	0	0	0	0	0	0	0	0	0	0	0	0

©-NFC Wild Card Round

GOODWIN BUFFALO

2021 CHICAGO									
Date	Opp	GP	GS	No	Yds	Avg	Lg	TD	
9/12	at LAR-L	1	4	45	113	18	0	0	
9/19	at Cin-W	1	1	10	10	10	0	0	
9/26	at Det-L	1	0	0	-	-	0	0	
10/3	at Det-W	1	0	0	-	-	0	0	
10/10	at LW-W	1	1	8	8	8	0	0	
10/17	at GB-L	1	1	12	12	12	0	0	
10/24	at TB-L	1	1	2	18	9	12	0	
10/31	at SF-L	1	2	36	18	9	0	0	
11/8	at PH-L	1	1	50	50	50	0	0	
11/21	at Bal-L	1	WR	4	104	26	49	1	
11/25	at Det-W	1	WR	0	0	-	-	0	
11/25	at Ari-L								
11/22	at GB-L								
11/22	at Min-L								
11/28	at Sea-W	1		23	11.5	15	0	0	
12	at NYG-W	1		0	0	-	-	0	
12	at Min-L	1		21	13	6.5	8	0	
2021 totals		14	2	61	113	11.9	49	1	

2021 PHILADELPHIA									
Date	Opp	GP	GS	No	Yds	Avg	Lg	TD	
9/13	at Was-L								
9/20	LAR-L								
9/27	at NYG-L								
10/4	at SF-W								
10/11	at PK-W								
10/18	at Bal-L								
10/22	at NYG-W								
11	at Bal-W								
11/5	at NYG-L								
11/22	at Cle-L								
11/30	at Sea-L								
12/8	at NYG-L								
12/13	at NYG-W								
12/20	at Ari-L								
12/27	at Det-L								
1/3	at Was-L								
2021 totals		8	0	6	43	7.2	29	0	

2021 SAN FRANCISCO									
Date	Opp	GP	GS	No	Yds	Avg	Lg	TD	
9/8	at TB-W	1	WR	1	7	7	7	0	
9/15	at GB-L	1	WR	3	77	25.7	38	1	
9/22	at PK-W	1	WR	2	41	20.5	25	0	
10/7	at Cle-W	1	WR	3	45	13.7	17	0	
10/13	at LAR-W	1	WR	2	15	7.5	11	0	
10/20	at Was-W	1	WR	0	0	-	-	0	
10/27	at Sea-W								
11/3	at Ari-W								
11/11	at Sea-L	1	0	0	-	-	-	0	
11/17	at Ari-W	1	1	5	5	5	5	0	
11/24	at GB-W								
11/21	at Bal-L	1	0	0	-	-	-	0	
12/8	at NYG-W								
12/15	at NYG-L								
12/21	LAR-W								
12/28	at Sea-W								
2021 totals		8	0	6	43	7.2	38	0	
1/1	at Min-W								
1/9	at GB-W								
2/8	at NYG-L								
- NFC Divisional Round									
- NFC Championship									
- Super Bowl									

2018 SAN FRANCISCO									
Date	Opp	GP	GS	No	Yds	Avg	Lg	TD	
9/9	at Min-L	1	WR	0	0	-	-	0	
9/16	at Det-W								
9/23	at NYG-L	1	WR	3	30	10	13	1	
9/30	at DAL-L	1	WR	2	24	12	20	0	
10/7	at Ari-L								
10/15	at GB-L	1	WR	4	126	31.5	67	2	
10/21	LAR-L	1	WR	2	26	13	17	0	
10/28	at Ari-L	1	WR	1	55	55	55	1	
11/5	at Det-W	1	WR	1	11	11	11	0	
11/12	at NYG-L	1	WR	4	69	17.3	26	0	
11/25	at TB-L								
12/2	at Sea-W	1	WR	2	20	10	12	0	
12/9	at Sea-W	1	WR	1	7	7	7	0	
12/16	at Sea-W	1	WR	2	26	13	19	0	
12/23	at Chi-L	1	WR	3	29	9.7	17	0	
12/30	at LAR-L								
2018 totals		11	8	29	395	17.2	67	4	

2017 SAN FRANCISCO									
Date	Opp	GP	GS	No	Yds	Avg	Lg	TD	
9/10	at Cle-L	1	WR	3	21	7	14	0	
9/17	at Sea-L	1	WR	3	26	8.7	12	0	
9/24	LAR-L	1	WR	2	62	31	50	0	
10/1	at Ari-L	1	WR	1	18	18	18	0	
10/8	at Ind-L	1	WR	5	116	23.2	51	0	
10/15	at Was-L	1	WR	2	26	13	19	0	
10/22	at Det-L	1	WR	4	80	20	48	0	
10/29	at Phi-L	1	WR	0	0	-	-	0	
11/5	at Bal-L	1	WR	2	48	24	35	0	
11/12	at NYG-W	1	WR	1	83	83	83	1	
11/19	at Sea-L	1	WR	4	78	19.5	24	0	
12/3	at Cin-W	1	WR	0	0	-	-	0	
12/10	at Hou-W	1	WR	6	108	17.7	32	0	
12/17	at Ten-W	1	WR	10	114	11.4	18	0	
12/24	at NYG-W	1	WR	3	37	12.3	24	0	
12/31	at LAR-W	1	WR	2	28	14	20	1	
2017 totals		16	16	56	582	17.2	83	2	

2016 BUFFALO									
Date	Opp	GP	GS	No	Yds	Avg	Lg	TD	
9/11	at Bal-L	1	WR	0	0	-	-	0	
9/15	at NYG-L	1	WR	2	112	56	84	1	
9/25	at Ari-W	1	WR	1	6	6	6	0	
10/2	at NYG-W	1	WR	1	12	12	12	0	
10/9	LAR-W	1	WR	2	13	6.5	7	1	
10/16	at SF-W	1	WR	2	22	11	16	0	
10/23	at Min-L	1	WR	4	93	23.3	67	1	
10/23	at NYG-L								
11/7	at Sea-L	1	WR	4	43	10.8	15	0	
11/20	at Cin-W	1	WR	2	15	7.5	10	0	
11/27	at Sea-W	1	WR	2	19	9.5	8	0	
12/4	at Det-L	1	WR	4	35	8.8	12	0	
12/11	at Phi-L	1	WR	0	0	-	-	0	
12/18	at Cin-W	1	WR	3	42	14.3	23	0	
12/24	at Min-L	1	WR	1	16	16	16	0	
12/31	at NYG-L	1	WR	1	8	8	8	0	
2016 totals		15	9	23	421	14.3	24	2	

Date	Opp	GP	GS	No	Yds	Avg	Lg	TD	
9/20	at Det-W								
9/20	at NYG-L								
9/27	at Min-W								
10/4	at NYG-L								
10/11	at Ten-W	1		2	24	12	14	0	
10/25	at Chi-L			0	0	-	-	0	
11/7	at Min-W								
11/12	at NYG-W								
11/29	at NYG-L								
11/29	at NYG-L								
12/8	at Hou-W								
12/13	at Phi-L								
12/20	at Wash-L								
12/27	at Det-W								
1/3	at NYG-W								
2015 totals		2	0	2	24	12	14	0	

2014 BUFFALO									
Date	Opp	GP	GS	No	Yds	Avg	Lg	TD	
9/7	at Cin-W	1	WR	0	0	-	-	0	
9/14	at Min-W	1	WR	0	0	-	-	0	
9/21	at Bal-L	1	WR	0	0	-	-	0	
9/28	at Hou-L								
10/5	at Det-W	1		1	42	42	42	0	
10/12	at NYG-L	1		0	0	-	-	0	
10/19	at Min-W								
10/26	at NYG-W								
11/2	at NYG-L	1		0	0	-	-	0	
11/9	at Min-L								
11/24	at NYG-W								
11/30	at Cle-W	1		0	0	-	-	0	
12/7	at Det-L	1		0	0	-	-	0	
12/14	at GB-W	1		0	0	-	-	0	
12/21	at Det-L	1		0	0	-	-	0	
12/28	at NYG-W								
2014 totals		2	0	2	24	12	14	0	

2013 BUFFALO									
Date	Opp	GP	GS	No	Yds	Avg	Lg	TD	
9/15	at NYG-L								
9/22	at NYG-L								
9/29	at Bal-W								
10/6	at Cle-L								
10/13	at Chi-L	1		2	51	25.5	40	1	
10/20	at Min-W	1		0	0	-	-	0	
10/27	at NYG-L	1		3	56	18.7	26	0	
11/3	at NYG-L	1		2	84	42	52	1	
11/10	at Phi-L	1		2	9	4.5	7	0	
11/17	at NYG-W	1	WR	6	81	13.5	48	1	
11/24	at Ari-L								
12/8	at TB-L	1		0	0	-	-	0	
12/15	at Jan-W	1		0	0	-	-	0	
12/22	at Min-W	1		0	0	-	-	0	
12/29	at NYG-L	1		1	22	22	22	0	
2013 totals		12	1	17	283	16.8	52	2	

STAFF

PLAYERS

2021 SEASON

HISTORY

RECORDS

GAME DAY

31



THOMAS GRAHAM JR.

POSITION CORNERBACK

HEIGHT 5-11

WEIGHT 197

SCHOOL OREGON

BORN 6/26/1999

ACQUIRED FA - '22

EXPERIENCE 2ND

CAREER TRANSACTIONS

Selected by the Chicago Bears in the sixth round (228th overall) of the 2021 NFL Draft... Waived by the Bears on Aug. 31, 2021...Added to the Bears' practice squad on Sept. 1, 2021...Elevated to the Bears' active roster as a COVID-19 replacement on Dec. 20, 2021... Relegated to the Bears' practice squad on Dec. 21, 2021...Elevated to the Bears' active roster on Dec. 21, 2021...Waived by the Bears on Aug. 30, 2022...Added to the Bears' practice squad on Aug. 31, 2022...Signed by the Browns from the Bears' practice squad on Sept. 13, 2022...Waived by Cleveland on Oct. 11, 2022... Signed to Browns' practice squad on Oct. 13, 2022...Signed to Browns' active roster on Oct. 31, 2022.

KEY NOTES

- Has 17 tackles and four passes defended in 11 career games.
- Played in seven games, totaling six tackles with Cleveland in 2022.
- Spent the first 14 weeks of the 2021 season on the Bears' practice squad before appearing in the last four games of the season for Chicago.
- Recorded 183 tackles, eight interceptions, 10.5 tackles for loss, and 32 pass breakups in 40 career games at Oregon.

PERSONAL

- Native of Rancho Cucamonga, Calif.
- Met Bills S Damar Hamlin at the Senior Bowl in 2021 and the two became close. After Hamlin's cardiac arrest episode in the 2022 season, Graham showed support for his close friend by wearing a light blue tracksuit from Hamlin's Chasing M's Foundation the following Sunday when the Browns faced the Steelers in their final game of the regular season.

GRAHAM JR.'S CAREER STATISTICS

Year	Team	TACKLES						INTERCEPTIONS						FUMBLES		
		GP	GS	Tot	Solo	Asst	SK	Int	Yds	Lg	TD	PB	FF	FR	Yds	
2021	Chi	4	1	11	5	6	0.0	0.0	0	0	-	0	4	0	0	
2022	Cle	7	0	6	1	0	0.0	0.0	0	0	-	0	0	0	0	
NFL totals		11	0	17	6	6	0.0	0.0	0	0	-	0	4	0	0	

ADDITIONAL STATISTICS: Special teams tackles - 2 in 2021.

CAREER MILESTONES: NFL debut vs. Min. 12/20/21.

GRAHAM JR.'S GAME-BY-GAME STATISTICS

2021, CLEVELAND		TACKLES						INTERCEPTIONS						FUMBLES			
Date	Opp	GP	GS	Tot	Solo	Asst	SK	Int	Yds	Lg	TD	PB	FF	FR			
9/01	at Cin-W							***not with team (Bears' practice squad)***									
9/08	NYJ-L	1	0	0	0	0	0.0	0.0	0	0	-	0	0	0			
9/20	Pak-W	1	0	0	0	0	0.0	0.0	0	0	-	0	0	0			
10/02	at Atl-L	1	0	0	0	0	0.0	0.0	0	0	-	0	0	0			
10/09	LAC-L	1	0	0	0	0	0.0	0.0	0	0	-	0	0	0			
10/16	at NE-L							***Browns' practice squad***									
10/23	at Bal-L							***Browns' practice squad***									
10/31	Cin-W	1	0	0	0	0	0.0	0.0	0	0	-	0	0	0			
11/03	at Min-L							***inactive - coach's decision***									
11/05	at Buf-L	1	0	0	0	0	0.0	0.0	0	0	-	0	0	0			
11/07	TB-W	1	0	5	1	0	0.0	0.0	0	0	-	0	0	0			
12/01	at Hou-W							***inactive - coach's decision***									
12/01	at Cin-L							***active, did not play***									
12/18	Bal-W							***inactive - coach's decision***									
12/24	at NYJ-L							***inactive - coach's decision***									
1/1	at Was-W							***inactive - coach's decision***									
1/8	at Pit-L							***inactive - coach's decision***									
2022 totals		7	0	6	1	0	0.0	0.0	0	0	-	0	0	0			

2021, CHICAGO		TACKLES						INTERCEPTIONS						FUMBLES			
Date	Opp	GP	GS	Tot	Solo	Asst	SK	Int	Yds	Lg	TD	PB	FF	FR			
9/02	at LAC-L							***Bears' practice squad***									
9/08	at Cle-L							***Bears' practice squad***									
10/09	at Det-W							***Bears' practice squad***									
10/10	at LV-W							***Bears' practice squad***									
10/17	at GB-L							***Bears' practice squad***									
10/24	at TB-L							***Bears' practice squad***									
10/31	at SF-L							***Bears' practice squad***									
11/01	at Pit-L							***Bears' practice squad***									
11/03	at Bal-L							***Bears' practice squad***									
11/05	at Det-W							***Bears' practice squad***									
11/06	at Atl-L							***Bears' practice squad***									
12/02	at SF-L							***Bears' practice squad***									
12/05	Min-L	1	0B	7	2	5	0.0	0.0	0	0	-	0	3	0			
12/06	at Sea-W	1	0	3	0	0	0.0	0.0	0	0	-	0	0	1			
1/2	at NYJ-W	1	0	0	0	0	0.0	0.0	0	0	-	0	0	0			
1/8	at Min-L	1	0	1	0	1	0.0	0.0	0	0	-	0	0	0			
2021 totals		4	1	11	5	6	0.0	0.0	0	0	-	0	4	0			



CAREER TRANSACTIONS

Selected by the Miami Dolphins in the sixth round (186th overall) of the 2016 NFL Draft... Traded to the Chicago Bears for a 2023 sixth-round pick on Oct. 5, 2021...Signed by the Cleveland Browns as an unrestricted free agent on March 16, 2022.

AWARDS/HONORS

- Earned second-team All-Pro honors in 2020 and 2021.
- Selected to the Pro Bowl in 2021.
- Named to the 2021 PFWA All-NFC Team as a punt returner.
- Named NFC Special Teams Player of the Week for Week 14 in 2021.
- Named AFC Special Teams Player of the Week for Week 8 in 2020.
- Named AFC Special Teams Player of the Week for Week 1 in 2018.

KEY NOTES

- Spent the 2022 season on injured reserve after sustaining an Achilles injury during training camp.
- Tied for NFL lead (Jamal Agnew) with six total return touchdowns since entering the league in 2016.
- Set a Bears franchise record with a 97-yard punt return at Green Bay on Dec. 12, 2021. It was the longest punt return in the NFL in 2021.
- Set Dolphins franchise records for total return touchdowns (five) and punt return touchdowns (three).
- Set Dolphins franchise record for longest punt return after 88-yard touchdown against the Rams on Nov. 1, 2020.
- One of two NFL players (Andre Roberts) in 2018 to return two kicks for touchdowns (one punt and one kickoff).
- Recorded two touchdown grabs against

JAKEEM GRANT SR.

POSITION WIDE RECEIVER

HEIGHT 5-6

WEIGHT 170

SCHOOL TEXAS TECH

BORN 10/30/1992

ACQUIRED UFA (CHI.) - '22

EXPERIENCE 8TH

Oakland on Sept. 23, 2018.

- Registered his first career kickoff return touchdown following a 102-yard score against Tennessee on Sept. 9, 2018.
- Recorded career-high 107 receiving yards at Kansas City on Jan. 24, 2017.
- Finished as Texas Tech's all-time leading receiver with 3,289 yards.

PERSONAL

- Attended Mesquite High School (Mesquite, Texas) and earned all-state honors in track and field.
- Majored in exercise and sport sciences at Texas Tech.
- Has twin girls and a boy with his high school sweetheart.
- One of his best friends in the NFL is former Dolphins' teammate, current Patriots WR DeVante Parker.
- Likes to rollerblade as a form of exercising.

BEYOND FOOTBALL

- Supported Autism Awareness by representing Chicagoland Autism Connection for the NFL's My Cause, My Cleats campaign in 2021. The Chicagoland Autism Connection (CAC) is a not-for-profit organization whose mission is to increase autism awareness and improve the quality of life for children and adults with autism.

GRANT SR.'S CAREER STATISTICS

RECEIVING													RUSHING			
Year	Team	GP	GS	No.	Yds	Avg	LG	TD	Att	Yds	Avg	LG	TD			
2016	Mia	16	0	0	0	0	0	1	1	1.0	1	0	0			
2017	Mia	19	0	13	203	15.6	65*	2	2	15	4.0	7	0			
2018	Mia	10	2	21	288	13.8	52*	2	1	5	5.0	5	0			
2019	Mia	10	2	19	184	9.6	18	0	4	5	1.3	7*	1			
2020	Mia	14	4	38	373	10.4	30	1	3	20	6.7	29	0			
2021	Mia	4	0	2	7	3.5	0	0	0	0	0	0	0			
Chi	11	0	8	139	15.4	16*	2	5	23	4.6	13	0				
NFL totals		61	6	100	1140	11.4	65*	7	17	78	4.5	29	0			

KICKOFF RETURNS						PUNT RETURNS						
Year	Team	No.	Yds	Avg	LG	TD	No.	Yds	Avg	LG	TD	
2016	Mia	19	459	24.1	45	0	20	3	16*	6.3	76*	1
2017	Mia	21	479	22.8	31	0	25	11	150	7.6	27	0
2018	Mia	18	535	29.7	36*	1	14	6	268	19.1	74*	1
2019	Mia	23	578	25.1	102*	1	5	0	0	0	0	0
2020	Mia	6	129	21.5	45	0	29	8	330	11.4	66*	1
2021	Mia	2	48	24.0	31	0	9	0	59	6.6	18	0
Chi	21	483	23.5	24*	0	18	2	250	13.9	97*	1	
NFL totals		110	2699	24.5	102*	2	119	30	1208	10.9	97*	1

PLAYOFFS																
RECEIVING													RUSHING			
Year	Team	GP	GS	No.	Yds	Avg	LG	TD	Att	Yds	Avg	LG	TD			
2018	Mia	1	0	0	0	0	0	0	0	0	0	0	0			

GRANT SR. CONT'D

ADDITIONAL STATISTICS: 100-yard receiving game - 1 (1/7, at KC, 12/24/17) Multiple-10 games - 1 (2 vs Oak, 9/29/18) FUMBLES 13 (8
1st/1, Misc. fumbles - 1 (3 times lost) vs KC, 12/23/20) NFL Total: 6 Special teams tackles - NFL total: 1

SINGLE-GAME HIGHS & CAREER MILESTONES: RECEIVING: Receptions - 5, three times (last vs. Atl, 10/5/01) Yards - 107, at KC, 12/24/17
TDs - 2 vs. Oak, 9/29/18 Long - 65, at KC, 12/24/17 **BLOCKING:** Attempts - 2 vs. Min, 12/20/20 Yards - 28, at Ind, 8/26/02 TDs - 1 vs. Buf, 11/17/18
RETURNING: All-Purpose Yards - 227 vs. Buf, 11/27/18 Kickoff Return Yards 198 vs. Buf, 11/27/18 Longest Kickoff Return - 102, vs. Tem, 9/9/18 Punt Return Yards - 121, at GB, 10/20/21 Longest Punt Return - 97, at GB, 10/20/21 NFL debut: at San, 8/17/16 First NFL start: at NYJ, 9/16/16 First NFL reception: at NYJ, 9/24/17 (22 yards, 1 Catch)

GRANT SR.'S GAME-BY-GAME STATISTICS

2021 MIAMI											
Date	Opp	GP	GS	No	Yds	Avg	Lg	TD			
9/13	at NE-W	1	0	0	0	-	-	0			
9/19	Buf-L	1	1	0	0.0	0	0	0			
9/26	at LAC-L	1	0	0	-	-	-	0			
10/3	Ind-L	1	1	-7	-7.0	-7	0	0			

2021 CHICAGO											
Date	Opp	GP	GS	No	Yds	Avg	Lg	TD			
12/10	at PIT-L	1	1	0	0.0	-	-	0			
12/17	GB-L	1	0	0	-	-	-	0			
12/24	at TB-L	1	0	0	-	-	-	0			
1/1/22	at SF-L	1	0	0	-	-	-	0			
1/8/22	at PH-L	1	0	0	-	-	-	0			
1/15/22	Buf-L	1	1	6	11.0	6	0	0			
1/22/22	at Det-W	1	2	25	125	13	0	0			
1/29/22	at Ari-L	1	5	62	124	24	1	0			
2/5/22	at GB-L	1	1	48	48.0	48	1	0			
2/12/22	at Min-L	1	0	0	-	-	-	0			
2/19/22	at Sea-W	1	***inactive - concussion***								
2/26/22	at NYG-W	1	0	0	-	-	-	0			
3/5/22	at Min-L	1	***inactive - ankle***								
2021 totals		15	11	192	12.0	48	2	0			

2020 MIAMI											
Date	Opp	GP	GS	No	Yds	Avg	Lg	TD			
9/13	at NE-L	1	2	25	8.3	14	0	0			
9/20	Buf-L	1	1	2	2.0	2	0	0			
9/28	at San-W	1	1	18	18.0	18	0	0			
10/4	Sea-L	1	3	36	12.0	18	0	0			
10/11	at SF-W	1	1	8	8.0	8	0	0			
10/18	at NYG-W	1	4	48	12.0	20	0	0			
11/1	LAR-W	1	WR	1	15	15.0	15	0			
11/8	at Ari-W	1	4	35	8.8	18	0	0			
11/15	at LAC-W	1	4	42	10.5	15	1	0			
11/22	at Den-L	1	WR	2	12	6.0	10	0			
11/29	at NYG-W	1	2	15	7.5	10	0	0			
12/6	at Cin-W	1	WR	2	42	21.0	22	0			
12/13	KC-L	1	3	32	10.7	18	0	0			
12/20	NE-W	1	***inactive - hamstring***								
12/28	at NYG-L	1	WR	5	42	8.4	14	0			
1/3	at Buf-L	1	***inactive - ankle***								
2020 totals		14	4	26	7.73	10.4	30	1			

2019 MIAMI											
Date	Opp	GP	GS	No	Yds	Avg	Lg	TD			
9/8	Buf-L	1	1	-9	-3.0	-9	0	0			
9/15	at NE-L	1	3	22	7.8	18	0	0			
9/22	at Det-L	1	4	27	6.8	10	0	0			
9/29	LAC-L	1	WR	1	6	6.0	6	0			
10/6	Min-L	1	***inactive - hamstring***								
10/13	at Buf-L	1	0	0	-	-	-	0			
10/20	at PH-L	1	2	32	16.0	17	0	0			
11/3	NYG-W	1	3	33	11.0	19	0	0			
11/10	at Ind-W	1	2	15	7.5	12	0	0			
11/17	Buf-L	1	WR	3	32	10.7	12	0			
11/24	at Cin-L	1	0	0	-	-	-	0			
12/1	Phi-W	1	***injured reserve - ankle***								
12/8	at NYG-L	1	***injured reserve - ankle***								
12/15	at NYG-L	1	***injured reserve - ankle***								
12/22	Cin-W	1	***injured reserve - ankle***								
12/29	at NE-W	1	***injured reserve - ankle***								
2019 totals		10	2	13	16.4	8.6	18	0			

2018 MIAMI											
Date	Opp	GP	GS	No	Yds	Avg	Lg	TD			
9/9	at Tem-W	1	1	5	38	7.6	13	0			
9/16	at NY-W	1	WR	2	27	13.5	18	0			
9/23	Det-W	1	2	70	35.0	50	2	0			
9/30	at NE-L	1	2	17	8.5	9	0	0			
10/7	at Cin-L	1	0	0	-	-	-	0			
10/14	Cin-W	1	3	32	10.7	25	0	0			
10/21	Det-L	1	2	36	18.0	18	0	0			
10/28	at Hou-L	1	WR	4	36	9.0	18	0			
11/4	NYG-W	1	1	16	16.0	16	0	0			
11/11	at GB-L	1	0	0	-	-	-	0			
11/18	at Ind-L	1	***inactive - lower leg***								
11/25	Buf-W	1	***injured reserve - lower leg***								
12/2	at NE-W	1	***injured reserve - lower leg***								
12/9	at Min-L	1	***injured reserve - lower leg***								
12/16	Jax-L	1	***injured reserve - lower leg***								
12/23	at Buf-L	1	***injured reserve - lower leg***								
2018 totals		10	2	21	26.8	12.8	52	2			

2017 MIAMI											
Date	Opp	GP	GS	No	Yds	Avg	Lg	TD			
9/07	at LAC-W	1	0	0	-	-	-	0			
9/14	at NYG-L	1	1	12	12.0	12	0	0			
10/1	at NY-L	1	0	0	-	-	-	0			
10/8	at Tem-W	1	1	1	4	4.0	4	0			
10/15	at Ari-W	1	1	4	4.0	4	0	0			
10/22	NYG-W	1	0	0	-	-	-	0			
10/29	at Buf-L	1	0	0	-	-	-	0			
11/5	Det-L	1	0	0	-	-	-	0			
11/12	at Cin-L	1	0	0	-	-	-	0			
11/19	TB-L	1	0	0	-	-	-	0			
11/26	at NE-L	1	0	0	-	-	-	0			
12/3	Det-W	1	0	0	-	-	-	0			
12/11	at NE-W	1	2	42	21.0	25	1	0			
12/17	at Buf-L	1	1	13	13.0	13	0	0			
12/24	at KC-L	1	4	107	26.8	65	1	0			
12/31	Buf-L	1	3	26	8.7	13	0	0			
2017 totals		16	0	13	20.8	13.5	65	2			

2016 MIAMI											
Date	Opp	GP	GS	No	Yds	Avg	Lg	TD			
9/13	at Det-L	1	0	0	-	-	-	0			
9/18	NE-L	1	0	0	-	-	-	0			
9/25	Cin-W	1	0	0	-	-	-	0			
9/29	at Cin-L	1	0	0	-	-	-	0			
10/9	at Tem-L	1	0	0	-	-	-	0			
10/16	at Pe-W	1	0	0	-	-	-	0			
10/23	Buf-W	1	0	0	-	-	-	0			
11/6	NYG-W	1	0	0	-	-	-	0			
11/13	at SF-W	1	0	0	-	-	-	0			
11/20	at LAR-W	1	0	0	-	-	-	0			
11/27	at SF-W	1	0	0	-	-	-	0			
12/4	at Buf-L	1	0	0	-	-	-	0			
12/11	at Ari-W	1	0	0	-	-	-	0			
12/17	NYG-W	1	0	0	-	-	-	0			
12/24	at Buf-W	1	0	0	-	-	-	0			
1/1	at NE-L	1	0	0	-	-	-	0			
2016 totals		16	0	0	0	0	0	0			

54FC Wild Card Round

STAFF
PLAYERS
2021 SEASON
RECORDS
HISTORY
GAME DAY

BROWNS 2023 DRAFT CLASS

Player	Pos.	College	Round	Overall
Cedric Tillman	WR	Tennessee	3	74th
Siaki Ika	DT	Baylor	3	98th
Dawand Jones	T	Ohio State	4	111th
Isaiah McGuire	DE	Missouri	4	126th
Dorian Thompson-Robinson	QB	UCLA	5	140th
Cameron Mitchell	CB	Northwestern	5	142nd
Luke Wypler	OL	Ohio State	6	190th

38



CAREER TRANSACTIONS

Originally signed by the Cleveland Browns as an undrafted rookie free agent on May 5, 2020... Waived by the Cleveland Browns on Sept. 5, 2020...Signed to Cleveland Browns' practice squad on Sept. 6, 2020...Elevated to Browns' active roster on Sept. 26, 2020 and reverted back to practice squad on Sept. 28, 2020...Elevated to Browns' active roster on Jan. 2, 2020 reverted back to practice squad on Jan. 4, 2020...Elevated to Browns' active roster on Jan. 9, 2020 reverted back to practice squad on Jan. 11, 2020...Signed by the Browns to the reserve/future list on Jan. 18, 2021.

KEY NOTES

- Appeared in all 17 games with one start in 2022 and finished with 13 tackles, one interception and one pass defended.
- Recorded first career interception off QB Ben Roethlisberger at Pittsburgh on Jan. 3, 2022.
- Played in 40 games at Oklahoma State with 147 tackles, six interceptions, 21 passes defended, two forced fumbles and one interception returned for a touchdown. Received second team Academic All-Big 12 honors and was recognized by the Oklahoma State coaches with the Barry Sanders Award for making the greatest contribution to the team with the least recognition as a sophomore in 2017.

PERSONAL

- Born in Dallas, Texas and raised in DeSoto, Texas.
- Attended DeSoto High School, lettering in football and basketball.
- Cousin Alex Harding played in the WNBA and was a former No.1 overall pick by the Phoenix Mercury in 2007. She currently serves in the Sacramento Kings front office as a player development assistant coach. Cousin Briana Holman played for Nebraska's volleyball team.

A.J. GREEN III

POSITION CORNERBACK

HEIGHT 6-2

WEIGHT 198

SCHOOL OKLAHOMA STATE

BORN 6/9/1998

ACQUIRED FA - '21

EXPERIENCE 3RD

BEYOND FOOTBALL

- Raised awareness and funds in 2020 for The Jessie Joy Rees Foundation through My Cause, My Cleats to encourage children battling cancer to never give up on their dreams.
- Supported Kamp Khalil Legacy as part of the 2021 NFL's My Cause, My Cleats campaign. Grew up Muslim and had trouble finding other Muslim friends or just getting people to understand Islam. The Kamp Khalil Legacy was established to provide holistic Islamic programming designed to empower youth with the knowledge and skills necessary to become global leaders impacting the social fabric by positively affecting change in the areas of business, education, politics and culture.
- Represented Cleveland Browns' partner University Hospitals for the NFL's My Cause My Cleats campaign in 2022, shedding light on his close family members affected by breast cancer.

GREEN III'S CAREER STATISTICS

Year	Team	TACKLES					INTERCEPTIONS					FUMBLES				
		GP	GS	Tot	So	Asst	Int	Yds	No	Yds	TD	FF	FR	Yds		
2020	Cle	2	0	0	0	0	0.0	0	0	0	0	0	0	0	0	
2021	Cle	12	1	13	9	4	0.0	0.0	1	1	1	0	0	1	16	
2022	Cle	17	1	13	11	2	0.0	0.0	1	0	0	1	0	0	0	
NFL Totals		31	2	26	20	6	0.0	0.0	3	1	1	0	0	1	16	

ADDITIONAL STATISTICS: Interceptions - Joe Burrow (1), Ben Roethlisberger (1), Sacks - None. Special teams tackles: 6 in 2021, 5 in 2022. NFL Totals: 13.

SINGLE GAME HIGHS & CAREER MILESTONES: TACKLES - 5, at LAC, 10/10/21; Solo - 4, at LAC, 10/10/21; INTERCEPTIONS: 1, at Phi., 1/3/22; TDs: None; Sacks: None; FUMBLES: Forced: None; Recovered: 1, at Cin., 11/1/21; NFL Debut: vs. Was., 9/27/20; First NFL start: vs. Cin., 1/3/22; First NFL Interception: at Phi., 1/3/22; Last NFL Interception: at Phi., 1/3/22.

GREEN III'S GAME-BY-GAME STATISTICS

Date	Opp	Sp	TACKLES					INTERCEPTIONS					FUMBLES				
			GS	Tot	So	As	Sk	Int	Yds	No	Yds	TD	FF	FR	Yds		
9/11	at	Cin-W	1	0	0	0	0	0.0	0.0	0	0	0	0	0	0	0	
9/18		NYJ-L	1	1	1	0	0	0.0	0.0	0	0	0	0	0	0	0	
9/22	at	Phi-W	1	0	0	0	0	0.0	0.0	0	0	0	0	0	0	0	
10/2	at	Ath-L	1	0	0	0	0	0.0	0.0	0	0	0	0	0	0	0	
10/9		LAC-L	1	0	0	0	0	0.0	0.0	0	0	0	0	0	0	0	
10/18		NE-L	1	0	0	0	0	0.0	0.0	0	0	0	0	0	0	0	
10/23	at	Bal-L	1	0	0	0	0	0.0	0.0	0	0	0	0	0	0	0	
10/31		Cin-W	1	0	0	0	0	0.0	0.0	1	0	0	0	0	0	0	
11/2	at	Mia-L	1	0	0	0	0	0.0	0.0	0	0	0	0	0	0	0	
11/20	at	Bu-L	1	DB	4	3	1	0.0	0.0	0	0	0	0	0	0	0	
11/27		TB-W	1	2	1	1	0	0.0	0.0	0	0	0	0	0	0	0	
12/4		Wac-W	1	1	1	0	0	0.0	0.0	0	0	0	0	0	0	0	
12/11	at	Cin-L	1	0	0	0	0	0.0	0.0	0	0	0	0	0	0	0	
12/18		Bal-W	1	0	0	0	0	0.0	0.0	0	0	0	0	0	0	0	
12/24		NE-L	1	0	0	0	0	0.0	0.0	0	0	0	0	0	0	0	
1/1	at	Was-W	1	3	3	0	0	0.0	0.0	0	0	0	0	0	0	0	
1/8	at	Phi-L	1	2	2	0	0	0.0	0.0	0	0	0	0	0	0	0	
2022 Totals		17	1	13	11	2	0	0.0	0.0	1	0	0	0	0	0	0	

GREEN III CONTINUED

2021 CLEVELAND

Date	Opp	GP	TACKLES					INTERCEPTIONS					FUMBLES		
			GS	Tot	Su	As	Sk	Yd	Tot	Yd	Lg	TD	PP	FF	FR
9/19	at KC	1	0	0	0	0.0	0.0	0	0	-	0	0	0	0	0
9/19	Ho-W	1	0	0	0	0.0	0.0	0	0	-	0	0	0	0	
9/26	Chi-W	1	0	0	0	0.0	0.0	0	0	-	0	0	0	0	
10/9	at Min-W	1	1	1	0	0.0	0.0	0	0	-	0	0	0	0	
10/10	at LAC-L	1	5	4	1	0.0	0.0	0	0	-	0	2	0	0	
10/17	At-L					***Inactive - shoulder/leg/arm***									
10/21	Den-W					***Inactive - shoulder/leg/arm***									
10/21	Pit-L					***Inactive - groin***									
11/7	at Cin-W	1	1	1	0	0.0	0.0	0	0	-	0	1	0	1	
11/14	at NE-L	1	0	0	0	0.0	0.0	0	0	-	0	0	0	0	
11/21	Det					***Inactive - concussion***									
11/28	at Bal-L	1	0	0	0	0.0	0.0	0	0	-	0	0	0	0	
12/6	at San-W	1	0	0	0	0.0	0.0	0	0	-	0	0	0	0	
12/10	LV-L					***reserve/COVID-19***									
12/15	at SF-L	1	0	0	0	0.0	0.0	0	0	-	0	0	0	0	
1/2	Pit-L	1	2	0	2	0.0	0.0	1	1	1	0	2	0	0	
1/9	Cin-W	1	CB	4	3	1	0.0	0.0	0	0	-	0	1	0	0
2021 totals		12	1	13	9	4	0.0	0.0	1	1	1	0	6	6	1

2020 CLEVELAND

Date	Opp	GP	TACKLES					INTERCEPTIONS					FUMBLES		
			GS	Tot	Su	As	Sk	Yd	Tot	Yd	Lg	TD	PP	FF	FR
9/13	at Bal-L														
9/17	Chi-W														
9/27	at Wash	1	0	0	0	0.0	0.0	0	0	-	0	0	0	0	
10/11	Ind-W					***Browns practice squad***									
10/18	at Pit-L					***Browns practice squad***									
10/25	at Cin-W					***Browns practice squad***									
11/1	LV-L					***Browns practice squad***									
11/15	at Ho-W					***Browns practice squad***									
11/22	Pit-W					***Browns practice squad***									
11/29	at Jas-W					***Browns practice squad***									
12/6	at Ten-W					***Browns practice squad***									
12/14	at Bal-L					***Browns practice squad***									
12/20	at NYG-W					***Browns practice squad***									
12/27	at NY-L					***Browns practice squad***									
1/3	Pit-W	1	4	2	1	0.0	0.0	0	0	-	0	1	0	0	
1/10	at Pit-W					***Browns practice squad***									
1/17	at KC-L					***Browns practice squad***									
2020 totals		2	0	0	0	0.0	0.0	0	0	-	0	0	0	0	

1-AFC Wild Card Round

2-AFC Divisional Round

STAFF

PLAYERS

2021 SEASON

HISTORY

RECORDS

GAME DAY

CROSSCOUNTRY MORTGAGE CAMPUS

The Cleveland Browns and CrossCountry Mortgage (CCM), one of the nation's largest and fastest growing retail mortgage lenders, are entering the 2023 offseason by building upon multiple successes from the first two years of their long-term strategic partnership, including at the CrossCountry Mortgage Campus in Berea.

The team and CrossCountry Mortgage announced their long-term partnership in July 2020, which includes naming rights for the team's CrossCountry Mortgage Campus in Berea. The collaborative is already planning new opportunities to engage Browns fans and the community in 2022 and beyond.

"Our partnership with CrossCountry Mortgage has and will continue to be impactful, given it was established in full alignment with two of our collective organizations' main goals - engaging Browns fans in unique ways and continuing to make a meaningful difference in our community," said Haslam Sports Group Executive Vice President and Chief Operating Officer Dave Jenkins. "We appreciate the relationships and activations that we have been able to create together during the first season of the partnership and look forward to building upon that foundation in future years."

CrossCountry Mortgage, LLC is a top 10 retail mortgage lender in America, founded in 2003 by CEO Ronald J. Leonhardt, Jr. The company has more than 6,000 employees and licenses in all 50 states. A direct lender and approved seller and servicer by Freddie Mac, Fannie Mae and Ginnie Mae, CCM offers a broad portfolio of home purchase and refinance programs ranging from conventional and jumbo mortgages to government-insured programs for Veterans and rural homebuyers.

53



CAREER TRANSACTIONS

Originally drafted by the Cleveland Browns in the fifth round (160th overall) of the 2020 NFL Draft.

KEY NOTES

- Missed the entire 2022 season following a knee injury sustained in the team's first preseason game.
- Made two career starts with one at right guard (2020) and one at center (2021).
- Helped the Browns lead the NFL in rushing average in 2021 with a 5.09 mark, the highest average by a Browns team since 1966. The offensive line opened holes for RB Nick Chubb, who finished second in the league in rushing yards.
- Paved the way for the Browns to finish 2020 third in the NFL in rush yards (2,374) and fifth in yards per carry (4.80 avg.). Helped the Browns record four games with at least 200 rushing yards, their most in a season since 1978.

NICK HARRIS

POSITION CENTER

HEIGHT 6-1

WEIGHT 293

SCHOOL WASHINGTON

BORN 11/13/1998

ACQUIRED 05-'20

EXPERIENCE 4TH

- Started 40 of 50 games for Washington, beginning with his true freshman season in 2016, when he was 17 years old for much of the fall. Second team All-America in 2019. Won the Guy Flaherty Most Inspirational Award, the UW football program's oldest and most prestigious team honor.

PERSONAL

- Native of Inglewood, Calif. and attended JSerra Catholic High School.

HARRIS' CAREER STATISTICS

Year	Team	GP	GS
2020	Cle	12	1
2021	Cle	11	1
NFL totals		23	2

PLAYOFFS

Year	Team	GP	GS
2020	Cle	0	0

SINGLE-GAME HIGHS & CAREER MILESTONES: First NFL start: N/A, NFL debut: vs. Was., 9/27/20.

STAFF

PLAYERS

2021 SEASON

HISTORY

RECORDS

GAME DAY

93

STAFF

PLAYERS

2021 SEASON

HISTORY

RECORDS

GAME DAY

CAREER TRANSACTIONS

Originally drafted by the Oakland Raiders in the seventh round (235th overall) of the 2014 NFL Draft... Waived by the Raiders on Sept. 18, 2014... Added to Raiders' practice squad on Sept. 20, 2014... Added to Raiders' active roster on Dec. 24, 2014... Waived by the Raiders on Sept. 5, 2015... Added to Raiders' practice squad on Sept. 8, 2015... Elevated to Raiders' active roster on Oct. 24, 2016... Waived by Raiders on Oct. 31, 2015... Added to Raiders' practice squad on Nov. 3, 2015... Elevated to Raiders' active roster on Nov. 19, 2015... Re-signed with the Raiders on April 13, 2016... Waived by the Raiders on May 16, 2016... Signed by the New York Jets on June 1, 2016... Waived by the Jets on Aug. 28, 2016... Added to Dallas Cowboys' practice squad on Dec. 22, 2016... Waived by Cowboys on Jan. 10, 2017... Signed by the Denver Broncos on Jan. 25, 2017... Re-signed by the Broncos as an exclusive rights free agent on March 13, 2017... Re-signed as unrestricted free agent on April 2, 2019... Declared a free agent on March 18, 2020... Re-signed by the Broncos as an unrestricted free agent on April 2, 2020... Re-signed by the Broncos as an unrestricted free agent on March 19, 2021... Traded to Seattle Seahawks on March 16, 2022... Waived by the Seahawks on March 13, 2023... Signed by the Cleveland Browns on Aug. 10, 2023.

KEY NOTES

- In his 10th NFL season out of Illinois State
- Appeared in 98 career games with 64 starts between the Raiders (2014-15), Broncos (2017-21) and Seahawks (2022)
- Recorded 261 career tackles, 24.5 sacks, three forced fumbles and one interception.
- In 2022, started 15 games for Seattle and registered 44 tackles and two sacks.

SHELBY HARRIS

POSITION DEFENSIVE TACKLE

HEIGHT 6-2

WEIGHT 288

SCHOOL ILLINOIS STATE

BORN 8/11/1991

ACQUIRED FA-'23

EXPERIENCE 10TH

PERSONAL

- Native of Milwaukee, WI and attended Homestead High School.

HARRIS' CAREER STATISTICS

Year	Team	TACKLES							INTERCEPTIONS							FUMBLES				
		GP	GS	Tot	Solo	Asst	Sk	Yes	No	Yes	No	Yes	No	Yes	No	Yes	No			
2014	Oak	1	0	2	1	1	0	0	0	0	0	0	0	0	0	0	0	0		
2015	Oak	7	0	12	9	3	1	9	0	0	0	0	0	0	0	0	0	0		
2017	Den	16	6	34	20	12	5.5	33	0	0	0	0	0	0	0	0	0	0		
2018	Den	18	0	29	29	18	1.5	12.5	1	0	0	0	0	0	4	0	0	0		
2019	Den	18	0	28	21	6	3.8	0	0	0	0	0	0	0	0	1	0	0		
2020	Den	11	11	32	20	12	2.5	18	0	0	0	0	0	0	7	1	0	0		
2021	Den	18	18	48	24	25	6	44	0	0	0	0	0	0	2	1	0	0		
2022	Sea	15	15	46	24	22	2	17	0	0	0	0	0	0	4	0	0	0		
NFL Totals		98	64	261	151	110	24.5	164.5	1	0	0	0	0	0	28	3	0	0		

PLAYOFFS

Year	Team	TACKLES							INTERCEPTIONS							FUMBLES				
		GP	GS	Tot	Solo	Asst	Sk	Yes	No	Yes	No	Yes	No	Yes	No					
2022	Sea	1	0	3	3	0	0	0	0	0	0	0	0	0	0	0	0	0		

ADDITIONAL STATISTICS: Interceptions - Ben Roethlisberger (1), Sacks - Tom Brady (2), Joe Burrow (1), Derek Carr (2), Kirk Cousins (3), Jay Cutler (1), Sam Darnold (0.5), Jeff Driskel (1.5), Taylor Heinicke (0.5), Case Keenum (1.0), Patrick Mahomes (1.0), Marcus Mariota (1.0), Josh McCown (1.0), Ryan Murray (2), Alex Smith (1), Tyrod Taylor (2), Zach Wilson (1.0) Special teams tackles: None.

SINGLE GAME HIGHS & CAREER MILESTONES: TACKLES - 4, three times vs. LAC, 11/1/20, at KC 12/8/22 vs. LAR, 1/6/23. Solo - 5, twice vs. BR, 12/20/15, at Min, 11/17/18. INTERCEPTIONS - 1 vs. PHO, 11/25/18. '10s - Sacks - 3.0, at Min, 11/17/18. FUMBLES: Forced - 1, last at PHO, 8/20/20. Recovered - None. NFL debut at WFL, 8/7/14. First NFL start vs. LAC, 10/13/14. First NFL interception vs. PHO, 11/25/18. Last NFL interception - vs. PHO, 11/25/18.

HARRIS' GAME-BY-GAME STATISTICS

2022, SEATTLE	Date	Opp	TACKLES							INTERCEPTIONS							FUMBLES				
			GP	GS	Tot	Solo	Asst	Sk	Yes	No	Yes	No	Yes	No	Yes	No					
9/18	at SF-L	1	0	0	0	0	0	0	0	0	0	0	0	0	0	0	0	0			
9/25	ARI-L																				
10/2	at Det-W	1	0	1	0	1	0	0	0	0	0	0	0	0	0	0	0	0	0		
10/9	at IND-L	1	0	2	1	1	0	0	0	0	0	0	0	0	0	0	0	0	0		
10/16	at Ari-W	1	0	4	3	1	1	0	0	0	0	0	0	0	0	0	0	0	0		
10/23	at LAC-W	1	0	2	2	0	0	0	0	0	0	0	0	0	0	0	0	0	0		
10/30	NYG-W	1	0	4	2	2	0	0	0	0	0	0	0	0	0	0	0	0	0		
11/6	at Ari-W	1	0	3	2	1	1	0	0	0	0	0	0	0	0	0	0	0	0		
11/13	at TB-L	1	0	3	2	1	0	0	0	0	0	0	0	0	0	0	0	0	0		
11/27	LVA-L	1	0	2	1	1	0	0	0	0	0	0	0	0	0	1	0	0	0		
12/4	at LAR-W	1	0	1	1	0	0	0	0	0	0	0	0	0	0	1	0	0	0		
12/11	CHI-L																				
12/15	SF-L	1	0	0	0	0	0	0	0	0	0	0	0	0	0	0	0	0	0		
12/24	at KC-L	1	0	6	2	4	0	0	0	0	0	0	0	0	0	0	0	0	0		
1/1	NYG-W	1	0	3	2	1	0	0	0	0	0	0	0	0	0	0	0	0	0		
1/8	LAR-W	1	0	6	4	2	0	0	0	0	0	0	0	0	0	0	0	0	0		
COLL Totals	15	15	46	24	22	2	17	0	0	0	0	0	0	0	4	0	0	0	0		
1/14	SF-L	1	0	3	3	0	0	0	0	0	0	0	0	0	0	0	0	0	0		
• NFC Wild Card Round																					

2021, DENVER

Date	Opp	TACKLES							INTERCEPTIONS							FUMBLES				
		GP	GS	Tot	Solo	Asst	Sk	Yes	No	Yes	No	Yes	No	Yes	No					
9/22	at NYG-W	1	0	5	2	3	0	0	0	0	0	0	0	0	0	0	0	0	0	
9/29	at Ari-W	1	0	2	0	2	0	0	0	0	0	0	0	0	0	0	0	0	0	
9/26	NYG-W	1	0	2	2	0	0	0	0	0	0	0	0	0	0	0	0	0	0	
10/3	at Bal-L	1	0	3	2	1	0	0	0	0	0	0	0	0	0	0	0	0	0	
10/10	at PHO-L	1	0	5	3	2	0	0	0	0	0	0	0	0	0	0	0	0	0	
10/17	at Det-W	1	0	2	0	2	0	0	0	0	0	0	0	0	0	0	0	0	0	
10/24	at Chi-L	1	0	4	3	1	1	5	0	0	0	0	0	0	0	0	0	0	0	
10/31	at Was-W	1	0	5	2	3	0.5	0.5	0	0	0	0	0	0	0	0	0	0	0	
11/7	at Det-W	1	0	2	0	2	1	0	0	0	0	0	0	0	0	0	0	0	0	
11/14	PHO-L	1	0	2	2	0	0	0	0	0	0	0	0	0	0	0	1	0	0	
11/20	LAC-W																			
12/5	at KC-L	1	0	3	0	3	0	0	0	0	0	0	0	0	0	0	0	0	0	
12/12	Det-W	1	0	1	0	1	0	0	0	0	0	0	0	0	0	0	1	0	0	
12/19	Chi-L	1	0	2	2	0	1	0	0	0	0	0	0	0	0	0	0	0	0	
12/26	at LVA-L	1	0	5	2	3	1.5	1.5	0	0	0	0	0	0	0	0	0	0	0	
1/2	at LAC-L	1	0	4	1	3	0	0	0	0	0	0	0	0	0	0	0	0	0	
1/9	KC-L	1	0	2	2	0	1	1.5	0	0	0	0	0	0	0	0	0	0	0	
2021 Totals		15	15	42	24	20	6	44	0	0	0	0	0	0	0	0	0	1	0	

98



STAFF

PLAYERS

2021 SEASON

HISTORY

RECORDS

GAME DAY

CAREER TRANSACTIONS

Originally drafted by the Dallas Cowboys in the second round (58th overall) of the 2019 NFL Draft...Waived by the Cowboys on Nov. 1, 2022... Claimed via waivers by the Arizona Cardinals on Nov. 2, 2022...Signed to the Cleveland Browns as an unrestricted free agent on March 20, 2023.

KEY NOTES

- Played 31 games and has compiled 39 tackles, seven tackles for loss, and 1.5 sacks.
• Appeared in 13 games in 2022, during time with the Cowboys and Cardinals.
• Finished collegiate career at Central Florida with 71 tackles and six sacks. Added two rushes for one yard and one rushing score.

PERSONAL

- Attended Suwanee High School in Live Oak, Fla.
• Majored in criminal justice at Central Florida.

BEYOND FOOTBALL

- Participated in multiple community initiatives with the Cowboys, including annual team hospital visits, Make-A-Wish Foundation of North Texas and the Salvation Army.
• Supported the NFL's 2019 My Cause, My Cleats campaign by representing Mental Health America.

TRYSTEN HILL

POSITION DEFENSIVE TACKLE
HEIGHT 6-3
WEIGHT 310
SCHOOL CENTRAL FLORIDA
BORN 3/25/98
ACQUIRED UFA (ART.) - '23
EXPERIENCE 5TH

HILL'S CAREER STATISTICS

Table showing career statistics for Trysten Hill from 2019 to 2022, including tackles, interceptions, and fumbles.

PLAYOFFS

Table showing playoff statistics for Trysten Hill from 2021 to 2022, including tackles, interceptions, and fumbles.

ADDITIONAL STATISTICS: Interceptions - None. Sacks - Brett Young (1), Gardner Minshew (0.5). Special teams tackles: None.

SINGLE-GAME HIGH'S & CAREER MILESTONES: TACKLES - 6, vs. LV, 11/25/21. Solo - 4, vs. LV, 11/25/21. INTERCEPTIONS: None. TDs: None. Sacks: None. FUMBLES: Forced - None. Recovered - None. NFL debut: vs. Mia, 9/22/19. First NFL start: at. LA, 9/19/20. First NFL interception: N/A. Last NFL interception: N/A.

HILL'S GAME-BY-GAME STATISTICS

Table showing game-by-game statistics for Trysten Hill from 2019 to 2022, including tackles, interceptions, and fumbles.

Table showing game-by-game statistics for Trysten Hill from 2021 to 2022, including tackles, interceptions, and fumbles.

Table showing game-by-game statistics for Trysten Hill from 2020 to 2022, including tackles, interceptions, and fumbles.

2018 DALLAS

Date	Opp	GP	TACKLES				INTERCEPTIONS				FUMBLES						
			Tot	So	As	Sr	Int	W	Lo	TD	PD	FF	ER				
9/8	NYG-W																
9/15	at Was-W																
9/22	Mem-W	1	0	0	0	0	0	0	0	0	0	0	0	0	0	0	0
9/29	at ND-L	1	0	1	1	0	0	0	0	0	0	0	0	0	0	0	0
10/6	SD-L	1	0	0	0	0	0	0	0	0	0	0	0	0	0	0	0
10/13	at NY-L																
10/20	Phi-W	1	0	0	0	0	0	0	0	0	0	0	0	0	0	0	0
11/4	at NYG-W																
11/10	Mem-L																
11/17	at Det-W																
11/24	at NE-L																
11/29	at Buf-L	1	0	2	2	0	0	0	0	0	0	0	0	0	0	0	0
12/5	at Chi-L	1	0	2	1	1	0	0	0	0	0	0	0	0	0	0	0
12/15	LAR-W																
12/22	at Phi-L																
12/29	Was-W	1	0	0	0	0	0	0	0	0	0	0	0	0	0	0	0
2018 totals		7	0	8	4	1	0	0	0	0	0	0	0	0	0	0	0

BROWNS TAKE FIRST TEAM FLIGHT

On Oct. 11, 1946, the Browns took their first team flight. Browns Head Coach Paul Brown innovated travel in professional sports as Cleveland became the first pro team that flew to all road games. In the photo below, the Browns are heading to New York for a Saturday night contest against the New York Yankees.



STAFF

PLAYERS

2021 SEASON

HISTORY

RECORDS

GAME DAY

DUSTIN HOPKINS

POSITION KICKER

HEIGHT 6-2

WEIGHT 195

SCHOOL FLORIDA STATE

BORN 10/1/1990

ACQUIRED TR (LAC)-'23

EXPERIENCE 10TH

CAREER TRANSACTIONS

Originally drafted by the Buffalo Bills in the sixth round of the 2013 NFL Draft...Waived by Buffalo on August 25, 2014...Added to the New Orleans Saints' practice squad on December 17, 2014...Signed by the Saints on December 29, 2014...Waived by the Saints on September 5, 2015...Signed by Washington on September 14, 2015...Re-signed by Washington on March 17, 2018...Declared a free agent on March 17, 2021...Re-signed by Washington as a unrestricted free agent on March 18, 2021...Waived by Washington on October 20, 2021...Signed by the Los Angeles Chargers on October 26, 2021...Re-signed by Chargers on March 17, 2022...Traded to the Cleveland Browns on August 28, 2023.

AWARDS/HONORS

- 2022 Week 6 AFC Special Teams Player of the Week
- 2020 Week 13 NFC Special Teams Player of the Week
- 2016 September NFC Special Teams Player of the Month
- 2016 Week 3 NFC Special Teams Player of the Week

KEY NOTES

- Appeared in 109 career games with the Commanders (2015-21) and Chargers (2021-22), converting 190 of 224 field goal attempts (84.8%) and 221 of 234 extra points (94.4%) for 791 total points.
- In 2022, he connected on 9 of 10 field goal attempts and all 12 PATs in five games with the Chargers before being placed on injured reserve with a hamstring injury.
- In Week 6, was named the Special Teams Player of the Week following a four field goal performance, including a 39-yard game winner against the Denver Broncos.

PERSONAL

- Native of Austin, Texas and attended Clear Lake High School

- Graduated from Florida State with a degree in media/communications studies in just three years
- Set a NCAA career scoring record for kickers (466 points) during his four years as a Seminole
- Chosen as a finalist for the Danny Wuerffel Trophy, which is presented annually to the Division 1 player who best exemplifies excellence in the community, classroom and on the field
- Married to wife Gabrielle Hopkins. The couple has one son, Wake, and another son on the way.

BEYOND FOOTBALL

- Founded The Well Foundation with his wife to assist families with children on the autism spectrum

HOPKINS' CAREER STATISTICS

Year	Team	FIELD GOALS				EXTRA POINTS				SCORING	
		FGM	FGA	Pct	Lg	XP	YPA	Pct	Blk		Points
2013	Buff	0	0	0	0	0	0	0	0	0	
2015	Wes	25	29	86.2	54	1	28	40	97.5	0	114
2016	Wes	34	42	81	53	0	36	29	92.3	0	138
2017	Wes	34	37	92.4	49	0	18	19	94.7	0	90
2018	Wes	26	29	89.7	58	0	25	28	92.9	0	100
2019	Wes	25	30	83.3	53	1	21	22	95.5	0	96
2020	Wes	27	34	79.4	51	0	20	32	93.8	0	111
2021	Wes	32	34	94.1	50	0	10	12	92.9	0	98
2021	LAC	18	20	90	50	0	30	32	93.8	0	68
2021 totals		30	34	88.2	50	0	40	44	90.9	0	130
2022	LAC	9	10	90	43	0	12	12	100	0	36
NFL totals		180	204	88.8	56	0	221	234	94.4	0	693

FIELD GOALS

Year	Team	118	Pct	20-29	Pct	30-39	Pct	40-49	Pct	50+	Pct
2013	Buff	0/0	0	0	0	0	0	0	0	0	0
2015	Wes	1/1	100	6/6	100	9/9	100	7/6	83.3	2/4	50
2016	as	4/4	100	10/10	100	10/12	83.3	7/9	77.8	3/7	42.9
2017	Wes	1/1	100	7/7	100	2/2	100	4/5	80	0/2	0
2018	Wes	0/0	0	5/5	100	7/7	100	10/12	83.3	4/5	80
2019	Wes	0/0	0	7/8	87.5	8/9	88.9	6/10	60	2/4	50
2020	Wes	0/0	0	5/5	100	7/8	87.5	13/17	76.5	0/4	0
2021	Wes	1/1	100	3/3	100	2/2	100	6/7	85.7	1/2	50
2021	LAC	1/1	100	4/4	100	3/3	100	7/7	100	1/1	33.3
2021 totals		2/2	100	8/8	100	5/5	100	13/14	92.9	2/5	40
2022	LAC	0/0	0	2/2	100	0/0	0	1/2	50	0/0	0
NFL totals		6/6	100	66/69	95.8	94/98	95.1	63/77	81.9	15/20	75

2015: (44), (44), (37), (20, 38, 39), (50WR, 26, 52), (54, 30), (35), (23), (25), (2, 40), (20), (51WR), (4), (33), (45, 36, 46, 42WR), (47), (28), (27), (23)

2016: (3), (4), (24), (30, 29, 22), (40, 33, 45, 25, 37), (40), (55), (27), (32, 50), (45H), (46), (20, 55), (42, 34W), (30, 37, 50, 28), (28), (7), (42W), (4), (5WR), (20), (47, 20, 53), (38H), (43, 28, 34), (28, 20)

2017: (32), (4), (22, 5WR), (52W), (2), (28), (13, 40), (48, 21), (24, 32), (28, 29)

2018: (41), (48), (48WR), (7, 49), (35), (37, 53), (44, 56, 29), (21, 25), (41W), (30, 29), (43, 3), (31), (44, 43, 26), (35), (31), (44, 27, 42, 39), (25, 42, 49WR), (36), (32), (32, 40)

2019: (41), (48), (48WR), (35), (21), (1), (50WR), (39WR), (21, 3), (4), (29, 33, 39), (44, 28WR), (28, 37, 42, 39), (25, 42, 49WR), (36), (32), (32, 40)

2020: (48WR), (38, 40), (24), (54H), (43), (48), (47WR), (35, 26), (30, 44WR), (48WR), (38, 43WR), (41), (32, 50, 38WR), (23, 36), (49, 45, 45), (53WR), (32, 31, 21), (48), (48, 26)

2021: (30, 43, 48, 51W), (49, 37, 43), (21), (45, 23, 24), (50, 43, 42WR), (30, 29), (46, 24), (30, 41), (50W), (43, 43), (27, 39)

2022: (43, 49WR), (31), (25), (23, 37), (37, 31, 35, 39)

CAREER MILESTONES: Game-winning FG: 39 yds. vs. Den. 10/17/20; Special teams tackles: 2 in 2015, 1 in 2018, 2 in 2019, 1 in 2020, 3 in 2021, 1 in 2022; NFL total: 10; NFL debut: vs. STL, 9/20/15

66



CAREER TRANSACTIONS

Originally drafted by the Cleveland Browns in the fourth round (110th overall) of the 2021 NFL Draft.

KEY NOTES

- Played in all 17 games with three starts at RT in 2022 and helped RB Nick Chubb finish third in the NFL with 1,525 rushing yards.
- Played in 12 games with four starts at RT as a rookie in 2021. Helped the Browns lead the NFL in rushing average with a 5.09 mark, the highest average by a Browns team since 1966. The offensive line opened holes for RB Nick Chubb, who finished second in the league in rushing yards.
- Played high school (Central Catholic), college (Cincinnati) and professional (Browns) football all in the state of Ohio.
- Played in 11 games at Cincinnati from 2019-20 after transferring from Michigan

JAMES HUDSON III

POSITION TACKLE

HEIGHT 6-5

WEIGHT 313

SCHOOL CINCINNATI

BORN 5/13/1999

ACQUIRED D4A - '21

EXPERIENCE 3RD

(2017-18). Helped bookend an offensive line which was tabbed as a semifinalist for the Joe Moore Award. Cincinnati averaged an AAC-best 5.6 yards per carry in 2020 and ran for 212.4 yards per game on the ground and allowed an AAC-low nine sacks during the regular season in 2020.

PERSONAL

- Native of Toledo, Ohio and attended Central Catholic High School.
- Named to the 2016 Associated Press First Team All-Ohio list.

HUDSON III'S CAREER STATISTICS

Year	Team	GP	SS
2021	Cle	12	8
2022	Cle	17	8
NFL Totals		29	16

CAREER MILESTONES: NFL debut vs. Hou., 9/19/21. First NFL start vs. AZ, 10/17/21.

SENATE BILL 3

On December 2, 2020, the Browns submitted a letter in support of Ohio Senate Bill 3, which aims to update the state's possession, sealing, and trafficking laws and provides additional resources to the rehabilitation of those suffering from drug addiction. The team's endorsement of the bipartisan bill falls in line with the team's continued efforts for social justice and marks the second time Cleveland players have endorsed a piece of state legislation. In 2017, the Browns voiced their support for Senate Bill 66, which similarly addressed how the justice system treats low-level, non-violent drug offenders.

"Following the formation of the Coalition, the NFL and its member clubs - including the Cleveland Browns - worked to form a joint player-ownership committee focusing on social justice issues. The Cleveland Browns are proud to be a leader in this effort and one of the teams with ownership representation on this committee. We are committed to supporting our players' advocacy priorities and making our community a better place for all."

STAFF

PLAYERS

2021 SEASON

HISTORY

RECORDS

GAME DAY

47



CAREER TRANSACTIONS

Signed by the Dallas Cowboys as an undrafted free agent on April 30, 2012...Waived by the Cowboys on Aug. 27, 2012...Signed by the Cowboys on Jan. 7, 2013...Waived by the Cowboys on May 29, 2013...Signed by the New England Patriots on March 19, 2014...Waived by the Patriots on May 15, 2014...Signed by the Jacksonville Jaguars on June 19, 2014...Waived by the Jaguars on Aug. 25, 2014...Added to the Patriots' practice squad on Sept. 1, 2014...Released from the Patriots' practice squad on Sept. 3, 2014...Added to the Cleveland Browns' practice squad on Sept. 30, 2014...Released from Browns' practice squad on Oct. 7, 2014...Added to the Patriots' practice squad on Nov. 26, 2014...Released by the Patriots on Nov. 28, 2014...Signed by the Kansas City Chiefs to the practice squad on Dec. 17, 2014...Signed by the Browns to the active roster on Dec. 24, 2014.

KEY NOTES

- Enters 2023 having appeared in 130 games with Browns, the fourth most by a Cleveland player since 1999. Along with G Joel Bitonio (129), is one of five players to contribute in more than 125 Browns games during that timeframe.
- Played in 100th consecutive game with the Browns at Minnesota on Oct. 3, 2021, becoming only third Brown (T Joe Thomas and K Phil Dawson) to accomplish feat since the team returned in 1999.
- Named Browns special teams captain by teammates in 2019 and 2022, as well as during the 2020 postseason.
- Handled Browns long snapping duties in every game since 2015.
- Logged 22 career special teams stops.
- Signed a four-year contract extension on Oct. 28, 2022.

CHARLEY HUGHLETT

POSITION LONG SNAPPER

HEIGHT 6-4

WEIGHT 248

SCHOOL CENTRAL FLORIDA

BORN 5/16/1990

ACQUIRED FA-'14

EXPERIENCE 9TH

PERSONAL

- Married to wife, Christie.
- Attended Hillsborough High School in Tampa, Fla.
- Worked as a personal trainer and strength and conditioning coach at a gym in Tampa, Fla. from 2012-13.
- Majored in biology at Central Florida.

BEYOND FOOTBALL

- Supported the Gunner Martin Foundation through My Cause, My Cleats.
- Annually volunteers as a counselor at a summer camp in Florida for children with muscular dystrophy.
- Wore slogan "End Racism" on his helmet last season as part of the NFL's social justice initiative. Also spoke to Northeast Ohio students as part of the Build the Bridge program created to innovate a coalition of coaches, players, parents, administration, and community members to foster the success of student-athletes through social-emotional, educational, and athletic advancement.
- Father, Jim, battled diabetes for over 25 years, so through the league's My Cause My Cleats campaign he represents his dad in collaboration with the American Diabetes Association.

HUGHLETT'S CAREER STATISTICS

Year	Team	GP
2015	Cle	16
2016	Cle	16
2017	Cle	16
2018	Cle	16
2019	Cle	16
2020	Cle	16
2021	Cle	17
2022	Cle	17
NFL Totals		130
PLAYOFFS		
Year	Team	GP
2020	Cle	2

ADDITIONAL STATISTICS: Special teams tackles - 4 in 2015; 5 in 2016; 4 in 2017; 4 in 2018; 2 in 2019; 1 in 2020; NFL totals: 20. Forced one fumble on special teams (vs. Cle, 10/7/20).

CAREER MILESTONES: NFL debut: at NY, 9/12/15.

90



CAREER TRANSACTIONS

Originally drafted by the Oakland Raiders in the fifth round (140th overall) in the 2018 NFL Draft...Waived by the Raiders on April 15, 2021... Signed by the San Francisco 49ers on April 13, 2021...Signed by the Cleveland Browns as an unrestricted free agent on March 18, 2023.

KEY NOTES

- Played 42 career games with 17 starts over five-year career. Compiled 78 tackles, eight sacks, one interception, seven passes defended, one forced fumble and two fumble recoveries.
- Recorded a career-high four sacks as a rookie in 2018.
- Played in 46 games at Michigan with 17 starts. Career totals include 133 tackles, 12.5 sacks, three passes defended, two forced fumbles, one fumble recovery and one blocked kick.
- Four-time Academic All-Big Ten honoree and earned U-M Athletic Academic Achievement.

PERSONAL

- Attended Xavierian Brothers High School in Westwood, Mass.
- Graduated from the School of Kinesiology with a sport management degree at Michigan.
- Father, Maurice Hurst Sr., was a CB for the New England Patriots from 1989-95.
- His nickname is Mo.

BEYOND FOOTBALL

- Avid traveler, having been to Israel, Italy, Ireland, and England.
- Raised thousands of dollars for the ChadTough Foundation by dying his hair orange in 2017 to honor former Michigan coach Lloyd Carr's grandson, Chad, who died at the age of five with a Rare form of cancer.

MAURICE HURST II

POSITION DEFENSIVE TACKLE

HEIGHT 6-2

WEIGHT 290

SCHOOL MICHIGAN

BORN 5/9/1995

ACQUIRED UFA (SF) - '23

EXPERIENCE 5TH

- While attending Michigan, Hurst took to Uber driving to supplement his scholarship and earn money.
- After reading about the hurricane devastation and distress caused in Nicaragua in 2020, Hurst lent a hand by donating food, health supplies and mattresses to 500 families affected by the storms near the Pacific coast.

HURST II'S CAREER STATISTICS

Year	Team	TACKLES						INTERCEPTIONS						FUMBLES				
		GP	GS	Tot	Solo	Asst	Sk	Int	Yds	Int	Yds	Lg	TD	PD	FF	FR	Yds	
2018	Oak	11	3	27	14	13	0.5	5	0	0	0	0	0	1	0	0	0	0
2019	Oak	13	10	31	20	5	4	10	0	0	0	0	0	2	1	0	0	0
2020	LV	16	4	18	11	7	3.5	28.5	1	56	55	0	0	0	3	0	2	0
2021	SF	2	0	2	2	0	0	0	0	0	0	0	0	0	0	0	0	0
2022	SF	0	0	0	0	0	0	0	0	0	0	0	0	0	0	0	0	0
NFL totals		42	17	70	63	25	8	62.5	1	55	55	0	7	1	2	0	0	0

PLAYOFFS

Year	Team	TACKLES						INTERCEPTIONS						FUMBLES				
		GP	GS	Tot	Solo	Asst	Sk	Int	Yds	Int	Yds	Lg	TD	PD	FF	FR	Yds	
2021	SF	0	0	0	0	0	0	0	0	0	0	0	0	0	0	0	0	0
2022	SF	0	0	0	0	0	0	0	0	0	0	0	0	0	0	0	0	0

ADDITIONAL STATISTICS: Interceptions - Ryan Tannehill (1), Sacks - Case Keenum (1), Baker Mayfield (1), Phillip Rivers (1), Josh Rosen (1), Chase Daniel (2), Patrick Mahomes (1), Teddy Bridgewater (3) Special teams tackles: None.

CAREER MILESTONES: TACKLES-6, at NE, 8/27/20; Solo - twice, 5, at NE, 8/27/20; 5, at Ari, 11/28/18; INTERCEPTIONS-1, Long, 56, vs. Tenn., 12/9/18; 116, New York Giants; None; FUMBLES- Recovered - 1 vs. Cin., 8/20/18; Recovered - twice, 1, vs. Det., 11/3/18; 1, vs. Cin., 11/17/18; NFL debut: at Den., 8/16/18; First NFL start: at Den., 8/16/18; First NFL interception vs. Tenn., 12/9/18; First NFL interception vs. Tenn., 12/9/18

HURST II'S GAME-BY-GAME STATISTICS

2022, SAN FRANCISCO

Date	Opp	TACKLES						INTERCEPTIONS						FUMBLES			
		GP	GS	Tot	Solo	Asst	Sk	Int	Yds	Int	Yds	Lg	TD	PD	FF	FR	
9/11	at Cin.																
9/18	Sea-W																
9/25	at Den.																
10/2	LAR-W																
10/9	at Car.																
10/16	at Atl.																
10/23	IND.																
10/30	at LAR.																
11/3	LAC-W																
11/9	at Ari.																
11/27	IND-W																
12/4	at Min.																
12/11	IND-W																
12/15	at Sea.																
12/24	at Was.																
1/1	at LV.																
1/8	at Ari.																
2022 totals		0	0	0	0	0	0.0	0.0	0	0	0	0	0	0	0	0	0

2021, SAN FRANCISCO

Date	Opp	TACKLES						INTERCEPTIONS						FUMBLES			
		GP	GS	Tot	Solo	Asst	Sk	Int	Yds	Int	Yds	Lg	TD	PD	FF	FR	
9/12	at Det.																
9/19	at Phi.																
9/26	at SB.																
10/3	at Sea.		1		1	1	0	0	0	0	0	0	0	0	0	0	0
10/10	at Atl.		1		1	1	0	0	0	0	0	0	0	0	0	0	0
10/24	Ind-L																
10/31	at Cin.																
11/7	at Ari.																
11/24	LAR-W																
11/21	at Jan.																
12/5	Min-W																
12/15	at Sea.																
12/22	at Cin.																
12/19	at Ari.																
12/29	at Tex.																
1/2	at Min.																
1/8	LAR-W																
2021 totals		4	1	11	5	6	0.0	0.0	0	0	0	0	0	0	4	0	0
1/12	at Det.																
1/1	at GB.																
1/8	at LAR.																
2021 Wild Card Round																	
2021 NFC Divisional Round																	
2021 NFC Championship																	

2020, LAS VEGAS

Date	Opp	TACKLES							INTERCEPTIONS					FUMBLES		
		GP	RS	Tot	Su	As	Sk	Yd	Int	Yd	Lg	TD	PP	FF	FR	
9/13 at	Car-W	1		2	1	2	0.5	5	0	0	0	0	0	0	0	0
9/21	ND-W	1		2	1	1	0	0	0	0	0	0	0	0	0	
9/27 at	NE-L	1		6	5	1	0	0	0	0	0	0	0	0	0	
10/4	Bu-L	1		2	1	1	0	0	0	0	0	0	0	1	0	
10/11 at	KC-W								***Reserve-COVID19***							
10/25	TB-L	1		0	0	0	0	0	0	0	0	0	0	0	0	
11/1 at	Cle-W	1		0	0	0	0	0	0	0	0	0	0	0	0	
11/8 at	LAC-W								***INACTIVE***							
11/15	Den-W								***INACTIVE***							
11/22	KC-L								***INACTIVE***							
11/29 at	ATL-L	1		3	2	1	0	0	0	0	0	0	0	0	0	
12/6 at	NYW-W	1		3	1	2	0	0	0	0	0	0	0	0	0	
12/13	Ind-L	1		3	1	2	0	0	0	0	0	0	0	0	0	
12/17	LAC-L	1		3	1	2	0	0	0	0	0	0	0	0	0	
12/28	Min-L	1		2	1	1	0	0	0	0	0	0	0	0	0	
1/3 at	Den-W								***INACTIVE***							
2020 Totals		11	3	27	14	13	0.5	5	0	0	0	0	0	1	0	

2019, OAKLAND

Date	Opp	TACKLES							INTERCEPTIONS					FUMBLES		
		GP	RS	Tot	Su	As	Sk	Yd	Int	Yd	Lg	TD	PP	FF	FR	
9/9	Den-W	1		2	2	1	0	0	0	0	0	0	0	0	0	
9/15	KC-L	1		1	1	0	0	0	0	0	0	0	0	0	0	
9/22 at	Min-L	1		4	1	3	0	0	0	0	0	0	0	1	0	
9/29 at	Ind-W	1		0	0	0	0	0	0	0	0	0	0	0	0	
10/6	Chi-W	1		2	2	0	2	24	0	0	0	0	0	0	0	
10/20	GB-L	1		0	0	0	0	0	0	0	0	0	0	0	0	
10/27 at	Sea-L	1		0	0	0	0	0	0	0	0	0	0	0	0	
11/5	Det-W	1		0	0	0	0	0	0	0	0	0	0	0	1	
11/7	LAC-W	1		2	1	1	0.5	3.5	0	0	0	0	0	0	0	
11/17	Car-W	1		1	1	0	0	0	0	0	0	0	0	0	0	
11/24	NYJ-L	1		1	0	1	0	0	0	0	0	0	0	0	0	
12/1 at	KC-L	1		1	1	0	1	32	0	0	0	0	0	0	0	
12/8 at	Ten-L	1		0	0	0	0	0	0	0	0	0	0	1	0	
12/15	Jax-L	1		1	0	1	0	0	0	0	0	0	0	1	0	
12/22 at	LAC-W	1		0	0	0	0	0	0	0	0	0	0	0	0	
12/29 at	Den-L	1		2	2	0	0	0	0	0	0	0	0	0	0	
2019 Totals		18	4	18	11	7	0.5	30.5	1	35	0	0	0	3	0	

2018, OAKLAND

Date	Opp	TACKLES							INTERCEPTIONS					FUMBLES		
		GP	RS	Tot	Su	As	Sk	Yd	Int	Yd	Lg	TD	PP	FF	FR	
9/10	LAR-L	1		3	3	0	0	0	0	0	0	0	0	0	0	
9/16 at	Den-L	1		1	1	0	1	5	0	0	0	0	0	0	0	
9/23 at	Min-L	1		1	1	0	0	0	0	0	0	0	0	0	0	
9/30	Cle-W	1		4	2	2	1	4	0	0	0	0	0	1	0	
10/7 at	LAC-L	1		2	2	0	0	0	0	0	0	0	0	1	0	
10/14	Sea-L	1		1	1	0	0	0	0	0	0	0	0	1	0	
10/28	Ind-L	1		2	2	0	0	0	0	0	0	0	0	0	0	
11/ at	SF-L	1		3	3	0	0	0	0	0	0	0	0	0	0	
11/11	LAC-L	1		4	4	0	1	1	0	0	0	0	0	0	0	
11/18 at	Ar-W	1		5	5	0	1	8	0	0	0	0	0	0	0	
11/25 at	Bal-L	1		1	0	1	0	0	0	0	0	0	0	0	0	
12/2	KC-L	1		1	0	1	0	0	0	0	0	0	0	0	0	
12/9	Ph-W								***INACTIVE***							
12/16 at	Chi-L	1		3	2	1	0	0	0	0	0	0	0	0	0	
12/24	Den-W								***INACTIVE***							
12/30 at	KC-L								***INACTIVE***							
2018 Totals		13	10	32	20	6	4	13	0	0	0	0	0	3	1	

STAFF

PLAYERS

2021 SEASON

HISTORY

RECORDS

GAME DAY

LARGEST COMEBACKS IN BROWNS HISTORY

Trailing 28-3 late in the second quarter at Tennessee (Oct. 5, 2014), the Browns scored 26 unanswered points for a 29-28 win. The 25-point comeback was the largest by a road team in NFL history and tied for the third largest all-time

Largest Comebacks in NFL History

Date	Game	Lead	Final Score
Dec. 7, 1980	San Francisco vs. New Orleans	28	38-35
Sept. 21, 1997	Buffalo vs. Indianapolis	26	37-35
Oct. 5, 2014	Cleveland at Tennessee	25	29-28
Nov. 8, 1987	St. Louis vs. Tampa Bay	25	31-28

Largest Comebacks in Browns History

Date	Game	Lead	Final Score
Oct. 5, 2014	Cleveland at Tennessee	25	29-28
Dec. 4, 1966	Cleveland vs. N.Y. Giants	20	49-40
Oct. 27, 2002	Cleveland at N.Y. Jets	18	24-21

92



CAREER TRANSACTIONS

Signed by the Chicago Bears as an undrafted free agent on May 14, 2021...Waived by the Bears on Aug. 31, 2021...Added to the Bears' practice squad on Sept. 1, 2021...Added to the Bears' active roster on Oct. 12, 2021...Waived by the Bears on Nov. 3, 2021...Added to the Bears' practice squad on Nov. 5, 2021...Added to the Bears' active roster on Nov. 8, 2021 and reverted back to the practice squad on Nov. 9, 2021...Added to the Bears' active roster on Nov. 24, 2021 and reverted back to the practice squad on Nov. 26, 2021...Added to the Bears' active roster on Dec. 23, 2021...Waived by the Bears on Aug. 30, 2022...Added to the Bears' practice squad on Aug. 31, 2022...Waived by the Bears on Sept. 9, 2022...Signed to the Cleveland Browns' practice squad on Oct. 4, 2022...Elevated to the Browns' active roster on Jan. 7, 2023 and reverted back to the practice squad on Jan. 9, 2023...Signed by the Browns to the reserve/future list on Jan. 9, 2023.

KEY NOTES

- Member of Browns' practice squad who appeared in one game in 2022.
- Totaled 110 tackles, 24 tackles for loss, and 15 sacks in 41 games played at Stony Brook.

PERSONAL

- Native of Carteret, N.J.

SAM KAMARA

POSITION DEFENSIVE END

HEIGHT 6-0

WEIGHT 272

SCHOOL STONY BROOK

BORN 12/21/1997

ACQUIRED FA - '23

EXPERIENCE 2ND

KAMARA'S CAREER STATISTICS

Year	Team	TACKLES										INTERCEPTIONS				FUMBLES			
		GP	GS	Tot	So	As	St	Sk	Yd	Int	Yd	Lg	TD	PD	FF	FR	Yds		
2021	Chi	8	0	8	5	3	0	0	0	0	0	0	0	0	0	0	0	0	0
2022	Chi	1	0	0	0	0	0	0	0	0	0	0	0	0	0	0	0	0	0
NFL Totals		9	0	8	5	3	0	0	0	0	0	0	0	0	0	0	0	0	0

ADDITIONAL STATISTICS: Career sacks - None. Interceptions - None. Special teams tackles: 1 (in 2021).

SINGLE GAME HIGHS & CAREER MILESTONES: TACKLES - 2, twice vs. NYJ, 10/20 & Pit, 11/8/21. Solo - 2, at Pit, 11/8/21. INTERCEPTIONS - None. Yards - None. Long - None. TDs - None. FUMBLES - Forced - None. Recovered - None. Passes Defended - 1, at Min, 1/9/22. Sacks - None. NFL debut vs. GB, 10/17/21. First NFL start: None. First NFL sack: None. First NFL interception: None.

KAMARA'S GAME-BY-GAME STATISTICS

2022, CLEVELAND

Date	Opp	TACKLES										INTERCEPTIONS				FUMBLES			
		GP	GS	Tot	So	As	Sk	Yd	Int	Yd	Lg	TD	PD	FF	FR				
9/18	NYJ-L																		
9/22	Pit-W																		
10/2	Ari-L																		
10/9	LAC-L																		
10/16	NE-L																		
10/23	Bak-L																		
10/31	Cin-W																		
11/13	at Min-L																		
11/20	at Buf-L																		
11/27	TB-W																		
12/4	at Hou-W																		
12/11	at Cin-L																		
12/17	Bal-W																		
12/24	IND-L																		
1/1	at Was-W																		
1/8	at Pit-L	1	0	0	0	0	0	0	0	0	0	0	0	0	0	0	0	0	0
2022 totals		1	0	0	0	0	0	0	0	0	0	0	0	0	0	0	0	0	0

2021, CHICAGO

Date	Opp	TACKLES										INTERCEPTIONS				FUMBLES			
		GP	GS	Tot	So	As	Sk	Yd	Int	Yd	Lg	TD	PD	FF	FR				
9/12	at LAR-L																		
9/19	Cin-W																		
9/26	at Cle-L																		
10/3	Det-W																		
10/10	at WVa																		
10/17	GB-L	1	1	1	0	0	0	0	0	0	0	0	0	0	0	0	0	0	0
10/24	TB-L	1	0	0	0	0	0	0	0	0	0	0	0	0	0	0	0	0	0
10/31	SF-L	1	1	0	1	0	0	0	0	0	0	0	0	0	0	0	0	0	0
11/8	at Pit-L	1	2	2	0	0	0	0	0	0	0	0	0	0	0	0	0	0	0
11/21	Bal-L																		
11/28	at Det-W	1	0	0	0	0	0	0	0	0	0	0	0	0	0	0	0	0	0
12/5	Ari-L																		
12/12	at GB-L																		
12/20	Min-L																		
12/26	at Sea-W	1	1	0	1	0	0	0	0	0	0	0	0	0	0	0	0	0	0
1/2	WVa-W	1	2	1	1	0	0	0	0	0	0	0	0	0	0	0	0	0	0
1/8	at Min-L	1	1	1	0	0	0	0	0	0	0	0	0	0	0	0	0	1	0
2021 totals		8	0	8	5	3	0	0	0	0	0	0	0	0	0	0	0	1	0

STAFF

PLAYERS

2021 SEASON

HISTORY

RECORDS

GAME DAY

30

BOPETE KEYES

POSITION CORNER BACK

HEIGHT 6-1

WEIGHT 202

SCHOOL TULANE

BORN 11/9/1997

ACQUIRED FA - '23

EXPERIENCE 3RD

CAREER TRANSACTIONS

Originally drafted by the Kansas City Chiefs in the seventh round of the 2020 NFL Draft... Waived by Kansas City on August 31, 2021... Acquired via waiver by the Indianapolis Colts on September 1, 2021... Waived by Indianapolis on November 13, 2021... Signed to the Colts' practice squad on November 15, 2021... Waived by Indianapolis on November 22, 2021... Signed to the New England Patriots' practice squad on November 30, 2021... Waived by New England on December 1, 2021... Signed to the Chicago Bears' practice squad on December 15, 2021... Elevated to Bears' active roster on December 20, 2021 and reverted back to Bears' practice squad on December 21, 2021... Signed to the Bears' active roster on January 11, 2022... Waived by the Bears on August 23, 2022... Signed to the Houston Texans' practice squad on September 13, 2022... Waived by the Texans' on October 18, 2022... Signed to the Atlanta Falcons' practice squad on October 25, 2022... Waived by the Falcons on November 8, 2022... Signed to the Texans' practice squad on November 17, 2022... Waived by the Texans' on November 18, 2022... Signed to the Baltimore Ravens' practice squad on December 7, 2022... Signed to the Ravens' active roster on January 16, 2023... Waived by the Ravens on May 12, 2023... Signed by the Cleveland Browns on July 6, 2023.

KEY NOTES

- Played in 13 career games with one start between the Kansas City Chiefs (2020), Indianapolis Colts (2021) and Chicago Bears (2021).
- In 2022, spent majority of the season on the practice squads of the Houston Texans, Atlanta Falcons and Baltimore Ravens.
- Totaled seven career tackles

PERSONAL

- Native of Laurel, Miss.
- Full name is Thakarius Keyes, goes by the nickname "Bopete"

KEYES' CAREER STATISTICS

Year	Team	TACKLES							INTERCEPTIONS					FUMBLES				
		GP	GS	Tot	Ass	Sk	Yes	No	Yd	TD	PB	FF	FR	Yds				
2020	KC	9	1	8	1	0	0	0	0	0	0	0	0	0	0	0	0	0
2021	Ind	4	0	1	0	0	0	0	0	0	0	0	0	0	0	0	0	0
2022	Chi	1	0	0	0	0	0	0	0	0	0	0	0	0	0	0	0	0
Career Totals		14	1	9	1	0	0	0	0	0	0	0	0	0	0	0	0	0

ADDITIONAL STATISTICS: Career sacks - None. Interceptions - None. Special teams tackles: 1 (in 2021)

SINGLE-GAME HIGHS & CAREER MILESTONES: TACKLES - 2, twice vs. NYG, 1/9/22, at Pit., 11/8/21. Sacks - 2, at Pit., 11/8/21. INTERCEPTIONS - None. Harbs - None. Long - None. TDs - None. FUMBLES Forced - None. Recovered - None. Passes defended: 1, at Min., 1/9/22. Sacks - None. NFL debut vs. GB, 10/1/20. First NFL start: None. First NFL sack: None. First NFL interception: None.

KEYES' GAME-BY-GAME STATISTICS

2021, INDIANAPOLIS		TACKLES							INTERCEPTIONS					FUMBLES			
Date	Opp	GP	GS	Tot	So	As	Sk	Yd	Int	Yd	La	TD	PB	FF	FR		
9/12	Sea-L																
9/18	LAR-L																
9/25	at Ten-L																
10/9	at Mia-W	1	0	0	0	0	0	0	0	0	0	0	0	0	0		
10/11	at Bal-L	1	1	0	0	0	0	0	0	0	0	0	0	0	0		
10/17	Hou-W	1	0	0	0	0	0	0	0	0	0	0	0	0	0		
10/24	at SF-W	1	0	0	0	0	0	0	0	0	0	0	0	0	0		
10/31	Ten-L																
11/4	IND-W																
11/04	at Buf-W																
11/07	at Buf-W																
11/15	at Atl-L																
12/12	at GB-L																
12/20	Mia-L	1	0	0	0	0	0	0	0	0	0	0	0	0	0		
12/20	at Sea-W																
1/0	IND-W																
1/9	at Min-L																
2021 Totals		5	0	1	0	0	0	0	0	0	0	0	0	0	0		

2021, KANSAS CITY		TACKLES							INTERCEPTIONS					FUMBLES			
Date	Opp	GP	GS	Tot	So	As	Sk	Yd	Int	Yd	La	TD	PB	FF	FR		
9/10	Hou-W																
9/20	at LAC-W	1	0	0	0	0	0	0	0	0	0	0	0	0	0		
9/25	at Sea-W																
10/15	NE-W	1	0	0	0	0	0	0	0	0	0	0	0	0	0		
10/11	LVA-L	1	0	0	0	0	0	0	0	0	0	0	0	0	0		
10/18	at Buf-W	1	0	0	0	0	0	0	0	0	0	0	0	0	0		
10/25	at Det-W	1	0	0	0	0	0	0	0	0	0	0	0	0	0		
11/1	IND-W	1	0	0	0	0	0	0	0	0	0	0	0	0	0		
11/8	at Car-W	1	0	0	0	0	0	0	0	0	0	0	0	0	0		
11/02	at LV-W																
11/09	at TB-W																
11/16	at Det-W																
12/13	at Mia-W																
12/20	at NO-W																
12/27	at Buf-W																
1/9	LAC-L	1	CB	B	6	1	0	0	0	0	0	0	0	0	0		
2021 Totals		8	1	0	6	1	0	0	0	0	0	0	0	0	0		

74

ALEX LEATHERWOOD

POSITION TACKLE

HEIGHT 6-5

WEIGHT 315

SCHOOL ALABAMA

BORN 1/5/1999

ACQUIRED FA-'23

EXPERIENCE 3RD

CAREER TRANSACTIONS

Originally drafted by the Las Vegas Raiders in the first round (17th overall) of the 2021 NFL Draft...Waived by the Raiders on August 30, 2022...Acquired via waiver by the Chicago Bears on August 31, 2022...Placed on reserve/non-football injury by the Bears on September 14, 2022 and reinstated on October 28, 2022...Waived by the Bears on August 27, 2023...Signed by the Cleveland Browns to the practice squad on August 30, 2023.

KEY NOTES

- Played in 21 career games with 17 starts between the Las Vegas Raiders (2021) and the Chicago Bears (2022)

PERSONAL

- Native of Pensacola, Fla. and attended Booker T. Washington High School
- Wrote a screenplay for a video in support of the Black Lives Matter movement while at Alabama

LEATHERWOOD'S CAREER STATISTICS

Year	Team	GP	SS
2021	LVR	17	17
2022	Chi	4	0
NFL Totals		21	17

CAREER MILESTONES: NFL debut: vs. Bal., 9/13/21. First NFL starts: vs. Bal., 9/13/21.

CHAMPIONSHIP PEDIGREE

The Browns began to make history early in their existence as they appeared in a league championship game in each of their first 10 years. This included their first four seasons in the All-America Football Conference (1946-49) and their first six in the NFL (1950-55). This streak of 10 straight appearances is tied for the most among the major professional sports leagues (NFL, NBA, MLB, NHL).

Team	League	Seasons	Years
Cleveland Browns	AAFC/NFL	10	1946-55
Boston Celtics	NBA	10	1956-65
Montreal Canadiens	NHL	10	1950-59

26



CAREER TRANSACTIONS

Originally signed by the St. Louis Rams as an undrafted free agent on May 8, 2012...Signed by the Philadelphia Eagles as an unrestricted free agent on March 9, 2016...Signed by the Indianapolis Colts as an unrestricted free agent on April 14, 2022...Signed by the Cleveland Browns as an unrestricted free agent on May 8, 2023.

AWARDS/HONORS

- 2021 NFL/NFLPA Alan Page Community Award winner.
- Eagles' 2020 Walter Payton Man of the Year Award nominee.

KEY NOTES

- Started 138 of 156 games between the Rams (2012-15), Eagles (2016-21) and the Colts (2022).
- Totaled 655 tackles, 60 passes defended, 18 interceptions, 11 forced fumbles, nine fumble recoveries and two sacks for his career.
- Started all five playoff games he's appeared in, tallying 23 tackles, one sack and one pass defended.
- In 2022, led the Colts secondary with 92 tackles and added eight passes defended and two interceptions.
- In 2017, started all 14 games he saw action in and added 50 tackles, six pass breakups, three interceptions, one forced fumble and one fumble recovery en route to the Eagles winning Super Bowl LII.
- In the postseason, notched a sack in the NFC Divisional Game, the first Eagles safety to record a sack in the playoffs since Brian Dawkins in 2009.
- Played in 43 games with 31 starts at Virginia (2008-11).
- Compiled 190 tackles, 11 passes

RODNEY MCLEOD

POSITION SAFETY

HEIGHT 5-10

WEIGHT 185

SCHOOL VIRGINIA

BORN 6/23/1990

ACQUIRED FA - '23

EXPERIENCE 12TH

defensed, six interceptions, three forced fumbles and one fumble recovery.

- As a senior, earned First Team All-ACC honors.
- Majored in sociology.

PERSONAL

- Last name pronounced muh-CLOUD.
- Native of Hyattsville, Md. and attended DeMatha Catholic High School.
- Also competed in track and field.
- Married to his wife, Erika.
- Served as a guest analyst for a week on the NFL Network during the 2023 offseason.

BEYOND FOOTBALL

- Launched a non-profit, Change Our Future, with his wife in 2020. The mission is to empower people through education, advocacy and awareness in the areas of youth development, healthy lifestyles and community enrichment.
- Worked on the Eagles social justice committee, whose mission was to reduce barriers to equal opportunity.
- Involved in the launch of the Eagles "End Philly Gun Violence Campaign."

MCLEOD'S CAREER STATISTICS

Year	Team	TACKLES					INTERCEPTIONS					FUMBLES				
		GP	RS	Tot	Solo	Asst	SA	NO	Yes	Lg	TD	PD	FF	FR	Yes	
2012	STL	16	0	15	0	15	0	0	0	0	0	0	0	0	0	0
2013	STL	16	16	79	61	15	0.0	0	2	2	2	0	7	2	2	9
2014	STL	16	16	72	60	12	0.0	0	2	1	1	0	6	2	2	18
2015	STL	16	16	62	59	3	0.0	0	1	4	4	0	5	2	1	20
2016	PHI	16	16	93	88	11	1.0	7	3	5	5	0	7	1	0	0
2017	PHI	14	14	54	36	15	0.0	0	3	67	50	0	6	1	1	9
2018	PHI	9	9	10	7	3	0.0	0	0	0	0	0	4	0	0	0
2019	PHI	16	16	78	45	29	1.0	0	2	30	23	0	6	2	0	0
2020	PHI	13	13	66	40	26	0.0	0	1	21	21	0	7	0	2	50
2021	PHI	13	13	59	36	23	0.0	0	2	24	24	0	4	0	0	0
2022	IND	17	15	98	56	36	0.0	0	2	27	27	1	8	0	1	0
NFL Totals		156	138	610	468	149	2.0	7	10	101	60	1	60	11	0	67

PLAYOFFS

Year	Team	TACKLES					INTERCEPTIONS					FUMBLES				
		GP	RS	Tot	Solo	Asst	SA	NO	Yes	Lg	TD	PD	FF	FR	Yes	
2018	PHI	2	2	15	12	3	1.0	10	0	0	0	0	1	0	0	0
2019	PHI	1	1	2	1	1	0.0	0	0	0	0	0	0	0	0	0
2021	PHI	1	1	6	4	2	0.0	0	0	0	0	0	0	0	0	0
NFL Totals		4	4	23	17	6	1.0	10	0	0	0	0	1	0	0	0

ADDITIONAL STATISTICS Multiple-season games: Career Interceptions - 18, C.J. Beathard (1), Sam Bradford (1), Robert Griffin III (1), Taylor Heinicke (1), Luke Kuechly (1), Luke Kuechly (1), Mike Locker (1), Patrick Mahomes (1), Josh McCown (2), Colt McCoy (1), David Mills (1), Nick Mullens (1), Brock Osweiler (1), Dak Prescott (1), Ben Roethlisberger (1), Russell Wilson (1). Special teams tackles - None.

SINGLE-GAME HIGHS & CAREER MILESTONES TACKLES - 9, vs. LAC, 12/9/22. INTERCEPTIONS - 1, twice last vs. Hou, 1/9/23. Yards - 27, vs. Hou, 1/3/23. Long - 27, vs. Hou, 1/2/23. TDs - 1, vs. Hou, 1/2/23. FUMBLES Forced - None. Recovered - 1, eight times last at NYG, 1/2/23. Passes defended - 2, vs. KC, 8/25/20. Sacks - None. NFL debut: at Det., 8/9/12. First NFL start: vs. Ari, 8/9/13. First NFL interception: vs. Chi, 11/20/13. Last NFL interception: vs. Hou, 11/8/23.



8

ELIJAH MOORE

POSITION WIDE RECEIVER

HEIGHT 5-10

WEIGHT 180

SCHOOL MISSISSIPPI

BORN 3/27/2000

ACQUIRED TR. (NYJ) - '23

EXPERIENCE 3RD

CAREER TRANSACTIONS

Originally drafted by the New York Jets in the second round (34th overall) of the 2021 NFL Draft...Traded to the Cleveland Browns on March 22, 2023.

AWARDS/HONORS

- NFL Pepsi Zero Sugar Rookie of the Week (Week 11, 2021).

KEY NOTES

- Caught 80 passes for 984 yards with six touchdowns in 27 career games (15 starts). Added 10 rushing attempts for 59 yards and a score.
- Last season, posted 37 receptions for 446 yards and a touchdown in 16 games played (nine starts).
- Was limited to 11 games after missing the final five weeks of the 2021 season due to injury.
- Led the Jets in receiving yards (538) in 2021, the team's first rookie to do so since 1995.
- Also led the team with six total touchdowns (five receiving, one rushing), a top-ten rank among all rookies.
- At Indianapolis in Week 9 of 2021, caught two touchdowns to become the 12th-youngest player in the league since 2012 with at least two receiving TDs in a game and the second-youngest player in Jets history (since 1970).
- Against Miami in Week 11 of 2021, caught eight passes for 141 yards, including a 62-yard score, all career highs. The 141 yards were the fifth-most yards by a Jets rookie in a game since the 1970 merger.
- In just three seasons at Ole Miss, finished with the fourth most receiving yards (2,441), third most receptions (189) and sixth most receiving touchdowns (16) after starting 24 of 32 games, including 20 the last two years.

PERSONAL

- Native of Ft. Lauderdale, Fla. and attended St. Thomas Aquinas High School.

MOORE'S CAREER STATISTICS

Year	Team	RECEIVING										RUSHING			
		GP	GS	No	Yds	Avg	LG	TD	Att	Yds	Avg	LG	TD		
2021	NYJ	11	8	49	538	12.5	62	5	5	54	10.8	19	1		
2022	NYJ	16	8	27	446	16.5	42	1	5	5	11	0	0		
NFL totals		27	16	80	984	12.3	62	6	10	59	9.9	19	1		

Year	Team	KICKOFF RETURNS					PUNT RETURNS				
		No	Yds	LG	TD	No	Yds	Avg	LG	TD	
2022	NYJ	1	9	9	9	0	0	0	0	0	

ADDITIONAL STATISTICS 100-yard receiving games- 1, last vs. Min. 11/21/21. Multiple TD games- 1, last at Ind. 11/4/21. Special teams tackles - None. Misc. tackles - None. FUMBLES - 1 (lost).

SINGLE-GAME HIGH & CAREER MILESTONES: RECEIVING Receptions - 8, vs. Min. 11/21/21. Yards - 141, vs. Min. 11/21/21. TDs - 2, at Ind. 11/12/21. NFL debut: at Car. 9/12/21. First NFL start: at Car. 9/12/21. First NFL reception: at Car. 9/12/21 (3 yard, 2. Wilson).

MOORE'S GAME-BY-GAME STATISTICS

2022, NEW YORK JETS												
Date	Opp	GP	GS	No	Yds	Avg	LG	TD	R	Yds	Avg	LG
9/11	Buf	1	WR	5	48	9.6	24	0	0	0	0	0
9/19	at Cle-W	1	WR	3	41	13.7	18	0	0	0	0	0
9/25	at Cin	1	WR	4	48	12.0	18	0	0	0	0	0
10/2	at Pit-W	1	WR	3	59	19.7	28	0	0	0	0	0
10/9	at Mia-W	1	WR	1	11	11	11	0	0	0	0	0
10/18	at GB-W	1	WR	0	0	-	0	0	0	0	0	0
10/23	at Den-W	1	WR	0	0	-	0	0	0	0	0	0
10/30	NE-L	1	0	0	0	-	0	0	0	0	0	0
11/6	Buf-W	1	0	0	0	-	0	0	0	0	0	0
11/20	at NE-L	1	2	17	8.5	13	0	0	0	0	0	0
11/27	at Cle-W	1	2	24	32	16	16	1	0	0	0	0
12/4	at Mia-L	1	WR	2	7	3.5	4	0	0	0	0	0
12/11	at Buf-L	1	0	0	0	0	0	0	0	0	0	0
12/18	at Det-L	1	4	51	12.8	21	0	0	0	0	0	0
12/22	at Jan-L	1	WR	2	15	7.5	8	0	0	0	0	0
1/1	at Den-L	1	2	18	9	4.5	15	0	0	0	0	0
1/8	at Mia-L	1	WR	1	11	11	11	0	0	0	0	0
2022 totals		16	8	37	446	12.1	42	1	0	0	0	0

2021, NEW YORK JETS												
Date	Opp	GP	GS	No	Yds	Avg	LG	TD	R	Yds	Avg	LG
9/12	at Det-L	1	WR	1	-9	-9	-9	0	0	0	0	0
9/19	NE-L	1	WR	4	47	11.8	27	0	0	0	0	0
9/26	at Den-L	1	WR	3	22	7.3	14	0	0	0	0	0
10/3	at Ten-W	1	WR	0	0	-	0	0	0	0	0	0
10/10	at Buf-L	1	0	0	0	-	0	0	0	0	0	0
10/24	at NE-L	1	1	13	13	13	13	0	0	0	0	0
10/31	at Cle-W	1	0	0	0	-	0	0	0	0	0	0
11/4	at Ind-L	1	7	84	12	25	2	0	0	0	0	0
11/14	Buf-L	1	3	44	14.7	25	1	0	0	0	0	0
11/21	at Mia-L	1	WR	8	141	17.6	62	1	0	0	0	0
12/6	at Min-W	1	WR	4	48	12.0	22	0	0	0	0	0
12/15	at Pit-L	1	WR	6	77	12.8	29	1	0	0	0	0
12/22	at NE-L	1	WR	0	0	-	0	0	0	0	0	0
12/29	at Mia-L	1	WR	0	0	-	0	0	0	0	0	0
12/28	at Jan-W	1	WR	0	0	-	0	0	0	0	0	0
1/3	at TB-L	1	WR	0	0	-	0	0	0	0	0	0
1/9	at Buf-L	1	WR	0	0	-	0	0	0	0	0	0
2021 totals		11	8	43	538	12.5	62	1	0	0	0	0



0

GREG NEWSOME II

POSITION CORNERBACK

HEIGHT 6-0

WEIGHT 192

SCHOOL NORTHWESTERN

BORN 5/18/2000

ACQUIRED D1 - '21

EXPERIENCE 3RD

CAREER TRANSACTIONS

Originally drafted by the Cleveland Browns in the first round (26th overall) of the 2021 NFL Draft.

AWARDS/HONORS

- Named to PFWA's 2021 NFL All-Rookie team.
- 2021 Browns Maurice Bassett Award winner for standout training camp performance by a rookie.

KEY NOTES

- Started 15 games in 2022, compiling 42 tackles, first-career half-sack and six passes defended.
- Finished second on the team with nine passes defended as a rookie in 2021.
- Played in 21 games at Northwestern from 2018-20, collecting 71 tackles, 25 pass breakups, one interception and one fumble recovery. Earned All-America status and first team All-Big Ten honors.

PERSONAL

- Native of Chicago, IL, and attended IMG Academy (Bradenton, Fla.), after playing his sophomore and junior seasons at Glenbard North High School (Carol Stream, Ill.).
- Also lettered three times in basketball.
- Has three older sisters who all participated in gymnastics growing up. Sister, Zakiya, played college basketball at Division III North Park University.

BEYOND FOOTBALL

- Wore a jacket during the draft with phrases sewn across the sleeves and on the back: "Women Can Ball Too," "Black Lives Matter," "Say Their Names" and "Stop Asian Hate."
- Attended a gathering and walks in Evanston following the murder of George Floyd.
- Started advocating for women's sports in college after seeing the massive difference in attendance and overall attention women's teams received in college. Attended as many women's basketball games, home and away, as

he could, and also frequently attended women's soccer and lacrosse games.

- Supported Play Like a Girl! For My Cause, My Cleats in 2022. Play Like a Girl! leverages the transferable skills middle school girls gain from sport to give them a competitive edge in the classroom and, ultimately, propel them into competitive, male-dominated careers in STEM as young women.
- Supported "Build the Bridge" during My Cause, My Cleats in 2021. The Cleveland Browns partnered with the African-American Football Coaches Association to support "Build the Bridge," designed to empower, develop and unify high school football teams through meaningful interactions between programs of different racial and/or socio-economic demographics in Northeast Ohio.

NEWSOME II'S CAREER STATISTICS

Year	Team	GP	GS	TACKLES							INTERCEPTIONS							FUMBLES		
				Tot	Solo	Asst	Sk	Wk	Blk	W	Int	Yds	LG	TD	PD	FF	FR	Yds		
2021	Cle	15	15	37	93	4	0.0	0.0	0	0	-	0	9	0	0	0	0	0	0	
2022	Cle	15	15	42	31	11	0.5	3.0	0	0	-	0	6	0	0	0	0	0		
2021-2022		30	30	79	124	15	0.5	3.0	0	0	-	0	15	0	0	0	0	0		

ADDITIONAL STATISTICS: Interceptions - N/A. Sacks - Tus Tagovailoa (0, 0).

SINGLE-GAME HIGHS & CAREER MILESTONES: TACKLES: Total - 8, at Pit, 1/3/22. Solo - 7, at Pit, 1/3/22. INTERCEPTIONS: None. Yards - None. Long - N/A. TDs - None. Passes defended - 2, at Cin, 11/7/21. Sacks - 0.5, at Mia, 11/13/22. FUMBLES: Forced - None. Recovered - None. NFL Debut - at KC, 9/12/21. First NFL start - at KC, 9/12/21.

NEWSOME II'S GAME-BY-GAME STATISTICS

Date	Opp	GP	GS	TACKLES							INTERCEPTIONS							FUMBLES		
				Tot	Solo	Asst	Sk	Wk	Blk	W	Int	Yds	LG	TD	PD	FF	FR			
9/11	at Cin-W	1	1	2	1	1	0.0	0.0	0	0	-	0	0	0	0	0	0	0		
9/18	NWFL	1	1	5	4	1	0.0	0.0	0	0	-	0	0	0	0	0	0	0		
9/22	PHI-W	1	1	1	0	1	0.0	0.0	0	0	-	0	0	0	0	0	0	0		
10/2	at ARI-L	1	1	2	2	0	0.0	0.0	0	0	-	0	0	0	0	0	0	0		
10/9	LAC-L	1	1	3	2	1	0.0	0.0	0	0	-	0	0	0	0	0	0	0		
10/16	NE-L	1	1	3	1	2	0.0	0.0	0	0	-	0	0	0	0	0	0	0		
10/23	at Bal-L	1	1	1	0	1	0.0	0.0	0	0	-	0	0	0	0	0	0	0		
10/31	Cin-W	1	1	3	3	0	0.0	0.0	0	0	-	0	0	0	0	0	0	0		
11/3	at Mia-L	1	1	3	2	1	0.5	3.0	0	0	-	0	0	0	0	0	0	0		
11/10	at Buf-L						**inactive - concussion**													
11/27	at Hou-W	1	1	4	4	0	0.0	0.0	0	0	-	0	1	0	0	0	0	0		
12/11	at Cin-L	1	1	6	3	3	0.0	0.0	0	0	-	0	0	0	0	0	0	0		
12/19	at Hou-W	1	1	3	2	1	0.0	0.0	0	0	-	0	0	1	0	0	0	0		
12/24	NFL	1	1	0	0	0	0.0	0.0	0	0	-	0	0	1	0	0	0	0		
1/1	at Was-W	1	1	3	2	1	0.0	0.0	0	0	-	0	0	0	0	0	0	0		
1/8	at Pit-L	1	1	0	0	0	0.0	0.0	0	0	-	0	0	0	0	0	0	0		
2022 totals		15	15	42	31	11	0.5	3.0	0	0	-	0	6	0	0	0	0	0		

Date	Opp	GP	GS	TACKLES							INTERCEPTIONS							FUMBLES		
				Tot	Solo	Asst	Sk	Wk	Blk	W	Int	Yds	LG	TD	PD	FF	FR			
9/19	at SAC	1	1	1	0	1	0.0	0.0	0	0	-	0	0	0	0	0	0	0		
10/17	at ARI-L	1	1	1	1	0	0.0	0.0	0	0	-	0	0	0	0	0	0	0		
10/21	at IND-L	1	1	0	0	0	0.0	0.0	0	0	-	0	0	1	0	0	0	0		
10/21	PHI-L	1	1	3	3	0	0.0	0.0	0	0	-	0	0	1	0	0	0	0		
10/27	at Cin-W	1	1	3	3	0	0.0	0.0	0	0	-	0	0	0	0	0	0	0		
11/04	at NE-L	1	1	3	3	0	0.0	0.0	0	0	-	0	0	0	0	0	0	0		
11/21	at Det-W	1	1	1	0	1	0.0	0.0	0	0	-	0	0	0	0	0	0	0		
11/29	at Bal-L	1	1	3	3	0	0.0	0.0	0	0	-	0	0	0	0	0	0	0		
12/12	at Bal						**inactive - concussion**													
12/19	at LV-L						**inactive - concussion**													
12/26	at Bal-L						**inactive - concussion**													
1/3	at Pit-L	1	1	3	2	1	0.0	0.0	0	0	-	0	0	2	0	0	0	0		
1/8	Cin-W	1	1	3	2	1	0.0	0.0	0	0	-	0	0	0	0	0	0	0		
2021 totals		12	11	37	23	14	0.0	0.0	0	0	-	0	9	0	0	0	0	0		

85



CAREER TRANSACTIONS

Selected by the Cleveland Browns in the first round (29th overall) of the 2017 NFL Draft.

KEY NOTES

- Among all Browns TEs, ranks second in career touchdowns (19), fourth in receiving yards (2,382) and fourth in receptions (206).
- Registered a career-high 58 receptions in 2022, despite missing three games due to injury. In the run game, helped the Browns compile 2,490 rushing yards, the third-highest total in team history and most since 1963 (2,639).
- Led the Browns in receiving touchdowns in 2021.
- Along with TEs Harrison Bryant and Austin Hooper, helped the Browns be the only team in 2021 to have three TEs with at least three TDs.
- Recorded a career-high 149 receiving yards, including a career-long 71-yard touchdown at the Chargers on Oct. 10, 2021. The 71-yard touchdown catch was the longest by an NFL TE since 2019.
- Tied for second on team with four receiving touchdowns in 2018.
- Scored first career touchdown on 23-yard pass from Kevin Hogan at Baltimore on Sept. 17, 2017.
- Also competed in indoor and outdoor track for the Hurricanes from 2015-16.

PERSONAL

- Last name pronounced nuh-JOE-koo.
- Native of Cedar Grove, N.J. and attended Cedar Grove High School.
- High school national champion in the high jump during his senior year, setting a career-best height of 7 feet, 1 inch.
- Family moved to the United States from Nigeria where his father was a chief, who then bestowed upon him the title Chief David Njoku. Received his chieftaincy title in Nigeria's Igboland back in March 2022.

DAVID NJOKU

POSITION TIGHT END

HEIGHT 6-4

WEIGHT 246

SCHOOL MIAMI (FLA.)

BORN 7/10/1996

ACQUIRED DTC - '17

EXPERIENCE 7TH

- One of nine siblings (four boys and five girls).

BEYOND FOOTBALL

- Donates thousands of dollars annually to supply food, water and essentials during his visits to Nigeria as part an effort to give back to where his family hails from.
- Launched the David Njoku Foundation 2020. The foundation serves to impact the community in providing guidance, food supply and youth empowerment. Njoku represented the foundation during My Cause, My Cleats in 2022.
- One of the most active Browns in the community, volunteering for numerous youth football camps, school visits, military appreciation events and hospital visits.

NJOKU'S CAREER STATISTICS

Year	Team	RECEIVING										RUSHING			
		GP	GS	No	Yds	Avg	LG	TD	Air	Yds	Avg	Lg	TD		
2017	Cle	16	5	32	386	12.1	34	4	1	1	1.0	1	0		
2018	Cle	16	14	58	629	11.4	65	4	0	0	-	-	0		
2019	Cle	4	1	5	41	8.2	18	1	0	0	-	-	0		
2020	Cle	13	5	19	212	11.2	26	2	0	0	-	-	0		
2021	Cle	16	11	28	475	13.2	73	4	1	1	1.0	1	0		
2022	Cle	14	14	58	628	10.8	38	4	2	-8	-4.0	-2	0		
NFL totals		79	60	208	2,382	11.6	71	13	4	-6	-1.6	1	0		

PLAYOFFS

Year	Team	RECEIVING										RUSHING			
		GP	GS	No	Yds	Avg	LG	TD	Air	Yds	Avg	Lg	TD		
2020	Cle	2	1	5	66	13.2	27	0	0	0	-	-	0		

ADDITIONAL STATISTICS: Multiple-TD games - None. Special teams tackles - None. Misc. tackles - 1, vs. Bal., 10/17/17. FUMBLES - 1 (1 lost) in 2022.

CAREER MILESTONES: RECEIVING: Receptions - 8, vs. Pit., 9/22/20. Yards - 149, at LAC, 10/10/21. TDs - 1, 13 times; best: at Pit., 1/6/22. Long - 25, at Cle., 12/25/18. NFL debut: vs. Pit., 9/10/17. First NFL start: vs. Pit., 9/10/17. First NFL reception vs. Pit., 9/10/17 (13 yards, D. Koo). First NFL TD: at Bal., 9/17/17 (23 yards, K. Hogan).

NJOKU'S GAME-BY-GAME STATISTICS

2022 CLEVELAND												
Date	Opp	GP	GS	No	Yds	Avg	Lg	TD				
9/11	at Cin-W	1	TE	1	7	7.0	7	0				
9/18	NYJ-L	1	TE	3	32	10.7	15	0				
9/22	Pit-W	1	TE	8	89	11.1	18	1				
10/2	at Atl-L	1	TE	5	73	14.6	25	0				
10/9	LAC-L	1	TE	6	88	14.7	38	0				
10/16	NE-L	1	TE	2	58	29.0	22	0				
10/23	at Bal-L	1	TE	7	71	10.1	22	0				
10/31	Cin-W								***inactive - ankle***			
11/2	at MIA-L								***inactive - ankle***			
11/20	at Buf-L	1	TE	2	17	8.5	21	0				
11/27	at TB-W	1	TE	5	29	5.8	12h	1				
12/4	at Was-W											
12/11	at Cin-L	1	TE	7	58	8.4	34	1				
12/17	at Bal-W	1	TE	3	28	9.3	13	0				
12/24	at NE-L	1	TE	2	58	29.0	22	0				
1/1	at Was-W	1	TE	1	21	21.0	21	0				
1/8	at Pit-L	1	TE	4	42	10.5	18	1				
2022 totals		14	14	68	628	10.8	38	4				

2021 CLEVELAND									
Date	Opp	GP	GS	No	Yds	Avg	Lg	TD	
9/12	at	KC-L	1	1	3	3	76	25.3	0
9/19		hou-W	1	TE	2	18	9.0	11	0
9/26		cin-W	1	TE	0	0	-	-	0
10/3	at	Min-W	1	TE	2	17	8.5	9	0
10/10		LAC-L	1	TE	7	149	21.3	72	1
10/17		Ari-L	1	TE	1	6	6.0	6	0
10/24		den-W	1	TE	2	18	9.0	12	0
10/31		Pit-L	1	TE	3	39	13.0	24	0
11/7	at	cin-W	1	TE	1	19	19.0	19	1
11/14	at	NE-L	1	TE	1	11	11.0	11	0
11/21		den-W	1	TE	2	20	10.0	21	0
11/28	at	Bal-L	1	TE	3	35	11.7	20	0
12/5		Bal-W	1	TE	2	20	10.0	21	0
12/12		LVA-L	1	TE	3	29	9.7	13	0
12/19	at	SB-L	1	TE	0	0	-	-	0
1/3	at	Pit-L	1	TE	4	29	7.0	9	1
1/9		cin-W	1	TE	2	11	5.5	6	0
2021 totals 18 11 98 479 19.2 71 2 4									

2020 CLEVELAND									
Date	Opp	GP	GS	No	Yds	Avg	Lg	TD	
9/6		Pit-L	1	TE	3	13	4.3	8	0
9/13	at	NO-L	1	TE	4	20	5.0	8	0
9/20		NYJ-W	1	TE	2	26	13.0	19	0
9/27	at	Chi-L	1	TE	5	62	12.4	14	0
10/4		Bal-W	1	TE	6	69	11.5	24	0
10/11		LAC-L	1	TE	7	85	12.1	22	1
10/18		Pit-L	1	TE	4	62	15.5	23	1
10/25	at	Pit-L	1	TE	0	0	-	-	0
11/1		KC-L	1	TE	4	53	13.3	19	0
11/8		Ari-W	1	TE	1	19	19.0	19	0
11/15	at	cin-W	1	TE	5	63	12.6	24	1
11/22	at	hou-L	1	TE	3	8	2.7	9	0
11/29		den-W	1	TE	3	30	10.0	20	0
12/6	at	den-W	1	TE	3	30	10.0	20	0
12/13		cin-W	1	TE	3	73	24.3	26	1
12/20	at	Bal-L	1	TE	3	62	20.7	42	0
2020 totals 16 14 98 639 11.4 68 4									

2017 CLEVELAND									
Date	Opp	GP	GS	No	Yds	Avg	Lg	TD	
8/20		Pit-L	1	TE	2	20	10.0	13	0
8/27	at	Bal-L	1	TE	3	27	9.0	23	1
9/4	at	Bal-L	1	TE	2	16	8.0	11	1
9/11		Chi-L	1	TE	2	11	5.5	8	0
9/18		NYJ-L	1	TE	3	48	16.0	21	1
9/25	at	hou-L	1	TE	2	0	0.0	3	0
10/2		Ten-L	2	TE	2	58	29.0	31	0
10/9		Min-L	1	TE	2	19	9.5	11	0
10/16	at	den-L	1	TE	3	3	1.0	3	0
11/19		Jax-L	1	TE	1	13	13.0	13	0
11/26	at	cin-L	1	TE	4	47	11.8	27	0
12/3		LAC-L	1	TE	4	74	18.5	23	1
12/10		SB-L	1	TE	3	3.0	3	0	
12/17		Bal-L	1	TE	0	0	-	-	0
12/24	at	Chi-L	1	TE	1	13	13.0	13	0
1/31	at	Pit-L	1	TE	2	38	19.0	24	0
2017 totals 16 5 82 388 12.1 94 4									

2-AFC Wild Card Round
2-AFC Divisional Round

2018 CLEVELAND									
Date	Opp	GP	GS	No	Yds	Avg	Lg	TD	
9/9		Ten-L	1	TE	4	37	9.3	18	1
9/16	at	NYJ-W	1	TE	0	0	-	-	0
9/23		LAR-L	1	TE	1	19	19.0	19	0
9/29		Bal-W	1	TE	1	1	1.0	1	0
10/7		SEA-L	1	TE	1	1	1.0	1	0
10/13		San-L	1	TE	1	1	1.0	1	0
10/27	at	NE-L	1	TE	1	1	1.0	1	0
11/3	at	den-L	1	TE	1	1	1.0	1	0
11/10		Bal-W	1	TE	1	1	1.0	1	0
11/14		Pit-W	1	TE	1	1	1.0	1	0
11/24		Min-W	1	TE	1	1	1.0	1	0
12/1	at	Pit-L	1	TE	1	1	1.0	1	0
12/9		cin-W	1	TE	1	4	4.0	4	0
12/15	at	Ari-L	1	TE	1	1	1.0	1	0
12/22		Bal-W	1	TE	1	1	1.0	1	0
12/29	at	den-L	1	TE	0	0	-	-	0
2018 totals 4 1 9 41 9.2 18 1									

COLDEST GAMES IN CLEVELAND HISTORY

Last season the Browns played in their coldest regular season home game ever with a temperature of six degrees at kickoff. It was the coldest game in Cleveland since facing the Oakland Raiders in the playoffs of the 1980 season.

Coldest games in Cleveland history

Date	Opponent	Temp.	Kickoff	Result
1. January 4, 1981	Oakland	1	Noon	L, 12-14*
2. December 24, 2022	New Orleans	6	1 p.m.	L, 17-10
3. December 11, 1977	Houston	7	1 p.m.	L, 15-19
4. December 17, 1989	Minnesota	10	1 p.m.	W, 23-17
5. December 10, 2009	Pittsburgh	15	8:20 p.m.	W, 13-6

*denotes playoff game

54



CAREER TRANSACTIONS

Originally drafted by the Los Angeles Rams in the fifth round (160th overall) of the 2018 NFL Draft...Signed by the Houston Texans as an unrestricted free agent on March 23, 2022...Signed by the Cleveland Browns as an unrestricted free agent on March 15, 2023.

KEY NOTES

- Played in 50 career games (eight starts) and posted 75 tackles, 9.5 sacks, three pass breakups and three forced fumbles.
- In 2022, appeared in all 17 games (eight starts) and totaled 44 tackles five sacks, nine tackles for loss, 11 quarterback hits, two passes defended, all career highs. Added one forced fumble.
- Paced the Texans with 11 quarterback hits.
- Posted the first multi-sack game of his career and a career-best three tackles for loss at Tennessee in Week 16 of 2022.
- Contributed three tackles (two solo) in the 2021 postseason en route to his first Super Bowl championship (LVI), including one quarterback hit and one pass defended in the Divisional Round at Tampa Bay.
- Played four seasons (2014-17) at the University of Oklahoma, where he recorded 21 sacks to rank second in Oklahoma history by a linebacker and tied for seventh overall.

PERSONAL

- Name pronounced o-BO-ny-uh o-kor-RON-kwo.
- Native of Houston, Texas and attended Alief Taylor High School.

OGBORO OKORONKWO

POSITION DEFENSIVE END

HEIGHT 6-2

WEIGHT 250

SCHOOL OKLAHOMA

BORN 4/24/1995

ACQUIRED UFA (HOU.) '23

EXPERIENCE 6TH

OKORONKWO'S CAREER STATISTICS

Year	Team	TACKLES								INTERCEPTIONS								FUMBLES			
		GP	GS	Tot	Solo	Asst	Sa	Sk	Yd	Int	Yd	La	TD	PD	FF	FR	Yd				
2018	LAR	0	0	0	0	0	0	0	0	0	0	0	0	0	0	0	0	0	0		
2019	LAR	10	0	7	3	3	1.5	8	0	0	0	0	0	0	0	0	0	0	0		
2020	LAR	13	0	12	0	0	0	11	0	0	0	0	0	0	1	0	0	0	0		
2021	LAR	13	0	15	9	6	2	18	0	0	0	0	0	0	2	0	0	2	0		
2022	HOU	17	8	44	32	12	5	27	0	0	0	0	0	2	1	0	0	0	0		
NFL Totals		53	8	70	50	25	9.5	60	0	0	0	0	0	3	3	0	0	0	0		

PLAYOFFS

Year	Team	TACKLES								INTERCEPTIONS								FUMBLES			
		GP	GS	Tot	Solo	Asst	Sa	Sk	Yd	Int	Yd	La	TD	PD	FF	FR	Yd				
2018	LAR	0	0	0	0	0	0	0	0	0	0	0	0	0	0	0	0	0	0		
2020	LAR	2	0	1	1	0	0	0	0	0	0	0	0	0	2	0	0	0	0		
2021	LAR	4	0	5	2	2	1	0	0	0	0	0	0	0	1	0	0	0	0		

ADDITIONAL STATISTICS: Interceptions - None. Sacks - Andy Dalton (1.5), Daniel Jones (0.5), Davis Mills (0.5), Ryan Tannehill (0.5), Deshaun Watson (1.0), Dak Prescott (1.0). Special teams tackles: 8 in 2021; 6 in 2022; NFL totals: 13.

SINGLE-GAME HIGHS & CAREER MILESTONES: TACKLES - 5, at LAC, 10/10/21; Solo - 4, at LAC, 10/10/21; INTERCEPTIONS - None; TDs - None. Sacks - None; FUMBLES Recovered - 1, lost at DAL, 10/11/22; Recovered - None; NFL debut vs. SF, 10/3/18; First NFL start vs. WAS, 10/20/22; First NFL Interceptions: N/A; Last NFL Interception: N/A.

OKORONKWO'S GAME-BY-GAME STATISTICS

Date	Opp	TACKLES								INTERCEPTIONS								FUMBLES			
		GP	GS	Tot	Sa	As	Sk	Yd	Int	Yd	La	TD	PD	FF	FR	Yd					
9/01	at Cin-W	1	0	0	0	0	0.0	0	0	0	0	0	0	0	0	0	0	0			
9/08	NY-J	1	1	1	0	0	0.0	0	0	0	0	0	0	0	0	0	0	0			
9/08	PHI-W	1	0	0	0	0	0.0	0	0	0	0	0	0	0	0	0	0	0			
10/2	PHI-L	1	0	0	0	0	0.0	0	0	0	0	0	0	0	0	0	0	0			
10/9	LAC-L	1	0	0	0	0	0.0	0	0	0	0	0	0	0	0	0	0	0			
10/16	NE-L	1	0	0	0	0	0.0	0	0	0	0	0	0	0	0	0	0	0			
10/23	Buf-L	1	0	0	0	0	0.0	0	0	0	0	0	0	0	0	0	0	0			
10/31	Cin-W	1	0	0	0	0	0.0	1	0	0	0	0	0	0	0	0	0	0			
11/2	at Min-L	1	0	0	0	0	0.0	0	0	0	0	0	0	0	0	0	0	0			
11/20	Buf-L	1	DB	4	3	1	0.0	0	0	0	0	0	0	0	0	0	0	0			
11/27	TB-W	1	2	1	1	0	0.0	0	0	0	0	0	0	0	0	0	0	0			
12/4	at Hou-W	1	1	1	0	0	0.0	0	0	0	0	0	0	0	0	0	0	0			
12/13	at Cin-L	1	0	0	0	0	0.0	0	0	0	0	0	0	0	0	0	0	0			
12/19	Buf-W	1	0	0	0	0	0.0	0	0	0	0	0	0	0	0	0	0	0			
12/26	IND-L	1	0	0	0	0	0.0	0	0	0	0	0	0	0	0	0	0	0			
1/1	at Was-W	1	3	3	0	0	0.0	0	0	0	0	0	0	0	0	0	0	0			
1/8	at Phi-L	1	2	2	0	0	0.0	0	0	0	0	0	0	0	0	0	0	0			
2022 Totals		17	1	13	11	2	0.0	1	0	0	0	0	0	0	0	0	0	0			

2021 LOS ANGELES RAMS

Date	Opp	TACKLES								INTERCEPTIONS								FUMBLES			
		GP	GS	Tot	Sa	As	Sk	Yd	Int	Yd	La	TD	PD	FF	FR	Yd					
9/01	at Cin-W	1	0	0	0	0	0.0	0	0	0	0	0	0	0	0	0	0	0			
9/08	NY-J	1	1	1	0	0	0.0	0	0	0	0	0	0	0	0	0	0	0			
9/08	PHI-W	1	0	0	0	0	0.0	0	0	0	0	0	0	0	0	0	0	0			
10/2	PHI-L	1	0	0	0	0	0.0	0	0	0	0	0	0	0	0	0	0	0			
10/9	LAC-L	1	0	0	0	0	0.0	0	0	0	0	0	0	0	0	0	0	0			
10/16	NE-L	1	0	0	0	0	0.0	0	0	0	0	0	0	0	0	0	0	0			
10/23	Buf-L	1	0	0	0	0	0.0	0	0	0	0	0	0	0	0	0	0	0			
10/31	Cin-W	1	0	0	0	0	0.0	1	0	0	0	0	0	0	0	0	0	0			
11/2	at Min-L	1	0	0	0	0	0.0	0	0	0	0	0	0	0	0	0	0	0			
11/20	Buf-L	1	DB	4	3	1	0.0	0	0	0	0	0	0	0	0	0	0	0			
11/27	TB-W	1	2	1	1	0	0.0	0	0	0	0	0	0	0	0	0	0	0			
12/4	at Hou-W	1	1	1	0	0	0.0	0	0	0	0	0	0	0	0	0	0	0			
12/13	at Cin-L	1	0	0	0	0	0.0	0	0	0	0	0	0	0	0	0	0	0			
12/19	Buf-W	1	0	0	0	0	0.0	0	0	0	0	0	0	0	0	0	0	0			
12/26	IND-L	1	0	0	0	0	0.0	0	0	0	0	0	0	0	0	0	0	0			
1/1	at Was-W	1	3	3	0	0	0.0	0	0	0	0	0	0	0	0	0	0	0			
1/8	at Phi-L	1	2	2	0	0	0.0	0	0	0	0	0	0	0	0	0	0	0			
2021 Totals		17	1	13	11	2	0.0	1	0	0	0	0	0	0	0	0	0	0			

2020 LOS ANGELES RAMS

Date	Opp	TACKLES								INTERCEPTIONS								FUMBLES			
		GP	GS	Tot	Sa	As	Sk	Yd	Int	Yd	La	TD	PD	FF	FR	Yd					
9/01	at Cin-W	1	0	0	0	0	0.0	0	0	0	0	0	0	0	0	0	0	0			
9/08	NY-J	1	1	1	0	0	0.0	0	0	0	0	0	0	0	0	0	0	0			
9/08	PHI-W	1	0	0	0	0	0.0	0	0	0	0	0	0	0	0	0	0	0			
10/2	PHI-L	1	0	0	0	0	0.0	0	0	0	0	0	0	0	0	0	0	0			
10/9	LAC-L	1	0	0	0	0	0.0	0	0	0	0	0	0	0	0	0	0	0			
10/16	NE-L	1	0	0	0	0	0.0	0	0	0	0	0	0	0	0	0	0	0			
10/23	Buf-L	1	0	0	0	0	0.0	0	0	0	0	0	0	0	0	0	0	0			
10/31	Cin-W	1	0	0	0	0	0.0	1	0	0	0	0	0	0	0	0	0	0			
11/2	at Min-L	1	0	0	0	0	0.0	0	0	0	0	0	0	0	0	0	0	0			
11/20	Buf-L	1	DB	4	3	1	0.0	0	0	0	0	0	0	0	0	0	0	0			
11/27	TB-W	1	2	1	1	0	0.0	0	0	0	0	0	0	0	0	0	0	0			
12/4	at Hou-W	1	1	1	0	0	0.0	0	0	0	0	0	0	0	0	0	0	0			
12/13	at Cin-L	1	0	0	0	0	0.0	0	0	0	0	0	0	0	0	0	0	0			
12/19	Buf-W	1	0	0	0	0	0.0	0	0	0	0	0	0	0	0	0	0	0			
12/26	IND-L	1	0	0	0	0	0.0	0	0	0	0	0	0	0	0	0	0	0			
1/1	at Was-W	1	3	3	0	0	0.0	0	0	0	0	0	0	0	0	0	0	0			
1/8	at Phi-L	1	2	2	0	0	0.0	0	0	0	0	0	0	0	0	0	0	0			
2020 Totals		17	1	13	11	2	0.0	1	0	0	0	0	0	0	0	0	0	0			

2018 LOS ANGELES RAMS

Date	Opp	TACKLES						INTERCEPTIONS						FUMBLES		
		GP	GS	Tot	Su	As	Sr	Yd	Tot	W	Lg	TD	PD	FF	FR	
9/11 at Car-W	1	0	0	0	0	0.0	0.0	0	0	-	0	0	0	0		
9/18 NY-L	1	1	1	0	0.0	0.0	0	0	-	0	0	0	0			
9/22 Ph-W	1	0	0	0	0.0	0.0	0	0	-	0	0	0	0			
10/2 at Atl-L	1	0	0	0	0.0	0.0	0	0	-	0	0	0	0			
10/9 LAC-L	1	0	0	0	0.0	0.0	0	0	-	0	0	0	0			
10/16 NE-L	1	0	0	0	0.0	0.0	0	0	-	0	0	0	0			
10/22 at Bal-L	1	0	0	0	0.0	0.0	0	0	-	0	0	0	0			
10/29 Cin-W	1	0	0	0	0.0	0.0	1	0	0	0	0	0	0			
11/5 at Min-L	1	0	0	0	0.0	0.0	0	0	-	0	0	0	0			
11/20 at Buf-L	1	DB	4	3	1	0.0	0.0	0	0	-	0	0	0			
11/27 TB-W	1	2	1	1	0.0	0.0	0	0	-	0	0	0	0			
12/4 at Hou-W	1	1	1	0	0.0	0.0	0	0	-	0	0	0	0			
12/11 at Cin-L	1	0	0	0	0.0	0.0	0	0	-	0	0	0	0			
12/18 Bal-W	1	0	0	0	0.0	0.0	0	0	-	0	0	0	0			
12/24 NY-L	1	0	0	0	0.0	0.0	0	0	-	0	0	0	0			
1/1 at Was-W	1	3	3	0	0.0	0.0	0	0	-	0	0	0	0			
1/8 at Ph-L	1	2	2	0	0.0	0.0	0	0	-	0	0	0	0			
2018 totals	17	1	13	11	2	0.0	0.0	1	0	0	0	0	0			

2018 LOS ANGELES RAMS

Date	Opp	TACKLES						INTERCEPTIONS						FUMBLES		
		GP	GS	Tot	Su	As	Sr	Yd	Tot	W	Lg	TD	PD	FF	FR	
9/10 at Oak-W																
9/16 Ar-W																
9/23 LAC-W																
9/27 Min-W																
10/7 at Sea-W																
10/14 at Den-W																
10/21 at SF-W																
10/28 GB-W																
11/4 at NY-L																
11/11 Sea-W																
11/19 KC-W																
12/2 at Den-W																
12/9 at Chi-L																
12/16 Ph-L																
12/23 at Ar-W																
12/30 SF-W																
2021 totals	0	0	0	0	0	0	0	0	0	0	0	0	0	0		
1/2 at Den-W																
1/9 at ND-W																
2/6 NE-L																
NFC Wild Card Round																
NFC Divisional Round																
NFC Championship																

STAFF

PLAYERS

2021 SEASON

HISTORY

RECORDS

GAME DAY

HIGH SCHOOL GIRLS FLAG FOOTBALL

Through the Browns and Northeast Ohio Flag Football (NEO Flag) launched the first-ever All Girls High School Division in the state of Ohio in 2021. Girls flag football is gaining popularity in high schools and colleges throughout the country, and women's flag football is officially a National Association of Intercollegiate Athletics (NAIA) varsity sport - thanks to a two-year partnership between the NAIA, the National Football League (NFL) and Reigning Champs Experiences (RCX).

In May of 2021, the Browns hosted the first-ever Girls High School Flag Football Championship Tournament, capping the inaugural season of the new league that offered organized high school girls flag football competition for nine teams in Ohio for the first time. The following year, the event was presented by Gatorade and expanded to 30 schools for the single elimination tournament, which featured more than 200 student-athletes.

The Girls High School Flag Football season is an extension of the Browns' efforts to advance girls flag football as part of their ongoing dedication to assisting the development, safety, and growth of youth and high school football throughout Northeast Ohio. The team's long-term vision is for flag football to become a fully sanctioned varsity sport available to high school female student-athletes through OHSAA. In partnership with the Browns, NEO Flag in 2022 launched Ohio's first-ever All Girls High School division. The league featured nine teams and more than 125 athletes during its first season and has grown to 30 teams and over 450 participants.





6

JEREMIAH OWUSU-KORAMOAH

POSITION LINEBACKER

HEIGHT 6-2

WEIGHT 221

SCHOOL NOTRE DAME

BORN 11/4/1999

ACQUIRED D2 - '21

EXPERIENCE 3RD

CAREER TRANSACTIONS

Originally drafted by the Cleveland Browns in the second round (52nd overall) of the 2021 NFL Draft.

AWARDS/HONORS

- Named to PFWA's 2021 NFL All-Rookie team.

KEY NOTES

- Finished third on team with 70 tackles in 2022, while adding seven tackles for loss (second on team), four passes defended and two forced fumbles.
- Finished second on the team with 74 tackles in 14 games as a rookie in 2021.
- Won the 2020 Butkus Award, given to the top collegiate linebacker.
- Unanimous All-America selection and ACC Defensive Player of the Year in 2020.

PERSONAL

- Last name is pronounced oh-WOO-sue CORE-ahh-MOE-uh.
- Native of Hampton, Va. and attended Bethel High School. Also starred in basketball and earned Division 1 scholarships.
- Grew up idolizing NBA star Allen Iverson, who also attended Bethel High School. The two struck up a friendship with Iverson even attending football games at Notre Dame to see him play.

BEYOND FOOTBALL

- Hosted two football camps in different regions of Ghana in 2022. Taught fundamentals and technique to young adults ages 16-23.
- Created the JOK Fund in 2022 to support community and economic development opportunities in the U.S. and Africa.

OWUSU-KORAMOAH'S CAREER STATISTICS

Year	Team	TACKLES										INTERCEPTIONS					FUMBLES			
		GP	GS	Tot	Solo	Asst	SK	W	No	Yds	Lg	TD	PD	FF	FR	Yds				
2021	Cle	14	10	70	48	26	15	7.5	0	0	-	0	0	0	0	2	0	0		
2022	Cle	11	10	70	44	26	0.0	0.0	0	0	-	0	4	2	0	0	0			
NFL totals		25	20	140	92	52	1.5	7.5	0	0	-	0	4	2	0	0	0			

PLAYOFFS

Year	Team	TACKLES										INTERCEPTIONS					FUMBLES			
		GP	GS	Tot	Solo	Asst	SK	W	No	Yds	Lg	TD	PD	FF	FR	Yds				
2020	Cle	2	2	3	3	0	1.0	0.0	0	0	-	0	0	0	0	0	0			

ADDITIONAL STATISTICS: Sacks - Justin Fields (0.5), Derek Carr (0.5), Lamar Jackson (0.5). Special teams tackles - 2 in 2021.

SINGLE-GAME HIGHS & CAREER MILESTONES: TACKLES: Total - 13, at Bal., 11/29/21; Solo - 8, vs. NYJ, 9/18/22; Sacks: 0.5, twice vs. Chi., 9/9/21, at Bal., 11/28/21; INTERCEPTIONS: None; Yards - None; Long - N/A; Tds - None; Passes defended - 2, twice vs. Chi., 9/9/21, at Bal., 10/25/21; FUMBLES: Forced - 1, four times last at Bal., 10/25/21; Recovered - None; NFL Debut: at KC, 9/10/21; First NFL Start: at KC, 9/12/21.

OWUSU-KORAMOAH'S GAME-BY-GAME STATISTICS

2022, CLEVELAND		TACKLES										INTERCEPTIONS					FUMBLES			
Date	Opp	GP	GS	Tot	So	As	SK	W	Jnt	Yd	Lg	TD	PD	FF	FR	Yd				
9/11	at Car-W	1	WILL	5	3	2	0.0	0.0	0	0	0	-	0	0	0	0				
9/19	NYJ	1	WILL	8	8	0	0.0	0.0	0	0	0	-	0	0	1	0				
9/22	PHI-W	1	WILL	1	1	0	0.0	0.0	0	0	0	-	0	0	0	0				
10/2	at ARI	1	WILL	7	4	3	0.0	0.0	0	0	0	-	0	1	0	0				
10/9	LAC-L	1	WILL	8	4	4	0.0	0.0	0	0	0	-	0	0	0	0				
10/16	NEA	1	WILL	6	1	5	0.0	0.0	0	0	0	-	0	0	0	0				
10/23	at Bal-L	1	WILL	6	5	1	0.0	0.0	0	0	0	-	0	2	1	0				
10/31	at Cin-W																			
11/2	at Min-L																			
11/20	at Buf-L	1	WILL	12	8	4	0.0	0.0	0	0	0	-	0	0	0	0				
11/27	PHI-W	1	WILL	8	5	3	0.0	0.0	0	0	0	-	0	1	0	0				
12/4	at Hou-W	1	WILL	5	2	3	0.0	0.0	0	0	0	-	0	0	0	0				
12/11	at Cin-L	1	WILL	6	3	3	0.0	0.0	0	0	0	-	0	0	0	0				
12/19	at Bal-W																			
12/24	at Min-L																			
1/1	at Was-W																			
1/8	at PHO-L																			
2022 totals		11	10	70	44	26	0.0	0.0	0	0	0	-	0	4	2	0				

2021, CLEVELAND		TACKLES										INTERCEPTIONS					FUMBLES			
Date	Opp	GP	GS	Tot	So	As	SK	W	Jnt	Yd	Lg	TD	PD	FF	FR	Yd				
9/12	at KC-L	1	WILL	2	1	1	0.0	0.0	0	0	0	-	0	0	0	0				
9/19	Hou-W	1		2	2	0	0.0	0.0	0	0	0	-	0	1	0	0				
9/26	at Cin-W	1	WILL	4	3	1	0.0	0.0	0	0	0	-	0	2	0	0				
10/3	at Min-W	1	WILL	7	5	2	0.0	0.0	0	0	0	-	0	0	0	0				
10/10	at LAC-L	1	WILL	4	3	1	0.0	0.0	0	0	0	-	0	0	1	0				
10/17	at Ari-L	1	WILL	8	5	3	0.0	0.0	0	0	0	-	0	1	0	0				
10/21	at Den-W																			
10/21	PHO-L																			
10/21	at Cin-W																			
11/4	at NEA	1		4	3	1	0.0	0.0	0	0	0	-	0	0	0	0				
11/21	at Den-W	1		4	4	0	0.0	0.0	0	0	0	-	0	0	0	0				
11/29	at Bal-L	1	WILL	13	8	7	0.0	0.0	0	0	0	-	0	0	0	0				
12/2	at Bal-L	1	WILL	8	6	0	0.0	0.0	0	0	0	-	0	0	0	0				
12/20	LVA-L	1	WILL	5	3	2	0.5	0.0	0	0	0	-	0	0	1	0				
12/25	at SD-L	1	WILL	6	3	3	0.0	0.0	0	0	0	-	0	0	0	0				
1/3	at PHO-L	1	WILL	7	3	4	0.0	0.0	0	0	0	-	0	0	0	0				
1/9	at Cin-W	1		2	1	1	0.0	0.0	0	0	0	-	0	0	0	0				
2021 totals		14	10	74	48	26	1.5	7.5	0	0	0	-	0	4	2	0				

11



CAREER TRANSACTIONS

Originally drafted by the Cleveland Browns in the sixth round (187th overall) of the 2020 NFL Draft.

AWARDS/HONORS

- 2022 Week 13 AFC Special Teams Player of the Week.

KEY NOTES

- Since being drafted by the Browns in 2020, his 16.0 yards per reception ranks third in the NFL among players with at least 75 catches (Chiefs WR Marquez Valdes-Scantling, 17.9; Bills WR Gabe Davis, 16.8).
- Finished 2022 second on team by setting career highs in receptions (61) and receiving yards (839). Tied career best with three touchdown catches. Also one of only three NFL players in 2022 with a punt return touchdown (Patriots DB Marcus Jones and Lions WR Kalif Raymond).
- Finished third in the NFL with an average of 17.6 yards per receptions (min. 30 receptions) in 2021, while leading the Browns in receiving yards.
- Set career high with two receiving touchdowns vs. Arizona on Oct. 17, 2021.
- Recorded career-long 75-yard touchdown at Tennessee on Dec. 6, 2020, which was the longest play of the season for the Browns.
- Two-time All-Big Ten selection as a wide receiver and two-time All-Big Ten honoree as a punt returner.
- Appeared in 37 games as a Wolverine with 26 starts, totaling 2,155 all-purpose yards with 16 touchdowns (14 receiving).

PERSONAL

- Native of Detroit, Mich. and prepped at Cass Technical High School.
- Played in the 2017 U.S. Army All-American Bowl.
- 2016 Michigan Gatorade High School Player of the Year.
- 2016 Associated Press Michigan Division 1-2 Player of the Year.
- Also ran track, finishing all-state in the

DONOVAN PEOPLES-JONES

POSITION WIDE RECEIVER

HEIGHT 6-2

WEIGHT 204

SCHOOL MICHIGAN

BORN 2/19/1999

ACQUIRED 06 - '20

EXPERIENCE 4TH

4x100-meter relay and all-city as the 100-meter champion.

BEYOND FOOTBALL

- Released his own mobile game in 2022: Deep Pass Jam. The game donates 25 percent of in-app purchases to Mott Children's Hospital and the Charles Woodson Fund at his alma mater, Michigan.
- Active volunteer in the community, packing boxes for Forgotten Harvest and Gleaners Food Banks, working the United Auto Workers Neighborhood Cleanup and participating with Never Ever Give Up Children Foundation, while also taking time to lead youth camps in the offseason.
- Used the NFL's My Cause, My Cleats campaign to represent the American Red Cross and Sickle Cell 101. Wants to bring awareness to the severity of the disease and the high-risk impact on the Black community.

PEOPLES-JONES' CAREER STATISTICS

Year	Team	RECEIVING											
		GP	GS	No	Yds	Avg	LG	TD	Att	Yds	Avg	Lg	TD
2020	Cle	12	2	34	304	21.7	75*	2	0	0	-	-	0
2021	Cle	14	9	94	827	17.6	62*	3	0	0	-	-	0
2022	Cle	17	14	61	839	13.8	46*	3	1	2	2.0	2	0
NFL Totals		43	25	109	1,740	16.0	75*	8	1	2	2.0	2	0

Year	Team	KICKOFF RETURNS					PUNT RETURNS					
		No	Yds	Avg	Lg	TD	No	FC	Yds	Avg	Lg	TD
2020	Cle	16	378	23.6	38*	0	18	7	77	4.3	18	0
2021	Cle	0	0	-	0	0	12	3	95	7.9	20	0
2022	Cle	13	0	-	0	0	16	10	252	15.8	70*	1
NFL Totals		11	378	21.1	38*	0	41	20	224	17.2	20*	1

Year	Team	RECEIVING										RUSHING				
		GP	GS	No	Yds	Avg	LG	TD	Att	Yds	Avg	Lg	TD			
2020	Cle	2	2	2	91	15.5	23	0	0	0	-	-	0			

Year	Team	KICKOFF RETURNS					PUNT RETURNS					
		No	Yds	Avg	Lg	TD	No	FC	Yds	Avg	Lg	TD
2020	Cle	0	0	-	0	0	1	0	8	8.0	8	0

ADDITIONAL STATISTICS: 100-yard receiving games - 2 (201, vs. Ari., 10/17/21); 114, at Cin., 12/13/22; Multiple-TD games - 1 (2, vs. Ari., 10/17/21); Punt return TDs - 1 (at Hou., 12/4/22 (78 yards)); FUMBLES - 1 (1 lost) in 2021; Special teams tackles - None.

SINGLE-GAME HIGHS & CAREER MILESTONES: RECEIVING: Receptions - 8, at Cin., 12/13/22; Yards - 114, at Cin., 12/13/22; TDs - 2, vs. Ari., 10/17/21; Long - 75, at Ten., 12/6/20; NFL debut: at Dal., 12/6/20; First NFL start: at Dal., 12/6/20; First NFL reception: 3, at Cin., 12/6/20.

50



CAREER TRANSACTIONS

Originally drafted by the Cleveland Browns in the third round (97th overall) of the 2020 NFL Draft.

KEY NOTES

- Played in 20 career games and notched 87 tackles, three sacks and five pass breakups.
- Recorded career highs with 46 tackles, one pass defended and two sacks, despite playing in only seven games in 2022.
- Missed most of the 2021 season with a biceps injury. Appeared in four games and recorded first career sack against Cincinnati on Jan. 9, 2022.
- Started three of nine games as a rookie and posted 24 tackles with one pass defended.
- Played in 39 games with 26 starts at LSU. Logged 218 career tackles with two sacks and an interception. Led the Tigers in tackles in 2019 (113) after finishing second on the team behind first-round draft pick Devin White in 2018.

PERSONAL

- Native of Nashville, Tenn. and attended East Nashville High School.
- Earned Tennessee's Mr. Football Award in Class 3A.
- Majored in business administration.

BEYOND FOOTBALL

- Took part in several community events in 2022, including hosting a youth football camp in his hometown of Nashville, Tenn.
- Supported his own foundation, God's Warrior, for the NFL's My Cause, My Cleats initiative.
- Member of the Unique Gents, a community service organization in his hometown of Nashville. The group is active in mentoring youth in his community by active involvement to making the world a better and happier place.

JACOB PHILLIPS

POSITION LINEBACKER

HEIGHT 6-3

WEIGHT 228

SCHOOL LOUISIANA STATE

BORN 4/1/1999

ACQUIRED D1 - '21

EXPERIENCE 4TH

PHILLIPS' CAREER STATISTICS

Year	Team	TACKLES										INTERCEPTIONS					FUMBLES		
		GP	GS	Tot	Solo	Asst	Sk	Wk	Int	Yds	Lg	TD	PD	FF	FR	Yds			
2020	Cle	9	3	24	15	9	0.0	0.0	0	0	0	0	0	0	1	0	0		
2021	Cin	4	1	17	13	4	1.0	6.0	0	0	0	0	0	3	0	0			
2022	Cin	7	4	46	29	17	2.0	4.0	0	0	0	0	1	0	0	0			
Career Totals		20	8	87	51	20	1.0	11.0	0	0	0	0	1	0	0	0			

PLAYOFFS

Year	Team	TACKLES										INTERCEPTIONS					FUMBLES		
		GP	GS	Tot	Solo	Asst	Sk	Wk	Int	Yds	Lg	TD	PD	FF	FR	Yds			
2020	Cle	2	0	5	4	1	0.0	0.0	0	0	0	0	0	0	0	0	0		

ADDITIONAL STATISTICS: Sacks - Brandon Allen (1.0), Justin Herbert (1.0), Mitch Trubisky (1.0). Special teams tackles - 1 in 2021.

SINGLE-GAME HIGHS & CAREER MILESTONES: TACKLES Total - 10, three times; Int vs. NE, 10/10/22; Solo - 6, vs. Pit, 1/3/21; Sacks - 1, three times; Int vs. LAC, 10/2/22; INTERCEPTIONS: None; Yards: None; Long: 64Y; TDs: None; Passes defended - 2, vs. Cin, 1/3/22; FUMBLES: Forced - None; Recovered - None; NFL Debut: at Bal, 9/13/20; First NFL Start: at Bal, 9/13/20.

PHILLIPS' GAME-BY-GAME STATISTICS

Date	Opp	TACKLES										INTERCEPTIONS					FUMBLES		
		GP	GS	Tot	Solo	As	Sk	Wk	Int	Yds	Lg	TD	PD	FF	FR				
9/11	at Cin-W	1	2	1	2	0.0	0.0	0	0	0	0	0	0	0	0	0			
9/19	NFL	1	2	2	0.0	0.0	0	0	0	0	0	0	0	0	0	0			
9/27	Pit-W	1	7	2	0.0	0.0	0	0	0	0	0	0	1	0	0				
10/2	at Atl-L	1	MIKE	7	6	1	0.0	0.0	0	0	0	0	0	0	0				
10/9	LAC-L	1	MIKE	10	7	3	1.0	1.0	0	0	0	0	0	0	0				
10/18	NFL	1	MIKE	10	9	1	0.0	0.0	0	0	0	0	0	0	0				
10/23	at Bal-L	1	MIKE	7	7	0	0.0	0.0	0	0	0	0	0	0	0				
10/31	Cin-W	***Injured reserve - pectoral***																	
11/23	at Min-L	***Injured reserve - pectoral***																	
11/24	at Buf-L	***Injured reserve - pectoral***																	
11/27	Pit-W	***Injured reserve - pectoral***																	
12/6	at Hou-W	***Injured reserve - pectoral***																	
12/13	at Cin-L	***Injured reserve - pectoral***																	
12/19	Buf-W	***Injured reserve - pectoral***																	
12/26	NFL	***Injured reserve - pectoral***																	
1/1	at Was-W	***Injured reserve - pectoral***																	
1/8	at Pit-L	***Injured reserve - pectoral***																	
2022 totals		7	4	46	29	17	2.0	4.0	0	0	0	0	1	0	0				

2021, CLEVELAND

Date	Opp	TACKLES										INTERCEPTIONS					FUMBLES		
		GP	GS	Tot	Solo	As	Sk	Wk	Int	Yds	Lg	TD	PD	FF	FR				
9/12	at KC-L	***Injured reserve - bipectal***																	
9/19	Hou-W	***Injured reserve - bipectal***																	
9/28	Cin-W	***Injured reserve - bipectal***																	
10/3	at Min-W	***Injured reserve - bipectal***																	
10/10	at LAC-L	***Injured reserve - bipectal***																	
10/17	Atl-L	***Injured reserve - bipectal***																	
10/23	Buf-W	***Injured reserve - bipectal***																	
10/31	Pit-L	***Injured reserve - bipectal***																	
11/7	at Cin-W	***Injured reserve - bipectal***																	
11/24	at KC-L	***Injured reserve - bipectal***																	
11/21	Det-W	***Injured reserve - bipectal***																	
11/29	at Bal-L	***Injured reserve - bipectal***																	
12/20	Buf-W	1	3	2	1	0.0	0.0	0	0	0	0	0	0	0	0				
12/20	LV-L	***reserve vs COVID-19***																	
12/25	at Bal-L	1	2	2	0.0	0.0	0	0	0	0	0	0	0	0	0				
1/2	at Pit-W	1	3	2	1	0.0	0.0	0	0	0	0	0	1	0	0				
1/8	Cin-W	1	WILL	9	7	2	1.0	1.0	0	0	0	0	0	2	0				
2021 totals		4	1	17	13	4	1.0	1.0	0	0	0	0	0	3	0				

2020, CLEVELAND

Date	Opp	TACKLES										INTERCEPTIONS					FUMBLES		
		GP	GS	Tot	Solo	As	Sk	Wk	Int	Yds	Lg	TD	PD	FF	FR				
9/10	at Buf-L	1	WILL	1	1	0	0.0	0.0	0	0	0	0	0	0	0				
9/17	Cin-W	***Inactive - knee***																	
9/27	Was-W	***Inactive - knee***																	
10/4	at Cin-W	1	2	2	0.0	0.0	0	0	0	0	0	0	1	0	0				
10/11	Ind-W	1	1	1	0	0.0	0.0	0	0	0	0	0	0	0	0				
10/18	at Pit-L	***Inactive - knee***																	
10/25	Cin-W	***Inactive - knee***																	
11/1	LV-L	***Inactive - knee***																	
11/5	Was-W	***Inactive - knee***																	
11/22	Pit-W	1	0	0	0	0	0	0	0	0	0	0	0	0	0				
11/29	at Ten-W	1	2	1	1	0.0	0.0	0	0	0	0	0	0	0	0				
12/6	at Ten-W	1	3	2	0.0	0.0	0	0	0	0	0	0	0	0	0				
12/14	Buf-L	1	2	2	0.0	0.0	0	0	0	0	0	0	0	0	0				
12/20	at NYG-W	1	WILL	3	0	3	0.0	0.0	0	0	0	0	0	0	0				
12/27	at IND-L	***reserve vs COVID-19***																	
1/3	Pit-W	1	WILL	10	8	2	0.0	0.0	0	0	0	0	0	0	0				
2020 totals		9	3	24	15	9	0.0	0.0	0	0	0	0	1	0	0				
1/12	at Pit-W	1	2	1	1	0.0	0.0	0	0	0	0	0	0	0	0				
1/17	at KC-L2	1	2	1	0.0	0.0	0	0	0	0	0	0	0	0	0				

1-AFC Wild Card Round

Date	Opp	TACKLES										INTERCEPTIONS					FUMBLES		
		GP	GS	Tot	Solo	As	Sk	Wk	Int	Yds	Lg	TD	PD	FF	FR				
1/15	at KC-L2	1	2	1	0.0	0.0	0	0	0	0	0	0	0	0	0				

2-AFC Divisional Round

PEOPLES-JONES' GAME-BY-GAME STATISTICS

2022 CLEVELAND									
Date	Opp	GP	GS	No	Yds	Avg	Lg	TD	
9/11	at Cin-W	1	WR	8	60	10.0	15	0	
9/19	Hou-W	1	WR	0	0	-	-	0	
9/22	Pit-W	1	WR	1	10	10.0	10	0	
10/2	at Atl-L	1	WR	5	71	14.2	42	0	
10/9	LAC-L	1	WR	4	50	12.5	19	0	
10/16	NE-L	1	WR	4	74	18.5	27	0	
10/23	at Bal-L	1	WR	8	71	11.8	37	0	
10/31	Cin-W	1	WR	4	68	20.0	27	0	
11/3	at Min-L	1	WR	5	88	19.8	38	0	
11/20	at Buf-L	1	WR	5	61	12.2	27	1	
11/27	CHI-W	1	WR	2	16	8.0	8	0	
12/4	Hou-W	1	WR	3	44	14.7	27	0	
12/11	at Cin-L	1	WR	8	134	14.9	28	0	
12/17	Bal-W	1	WR	3	31	7.8	14	1	
12/24	IND-L	1	WR	1	2	2.0	2	0	
1/1	at Was-W	1	WR	1	13	13.0	13x	1	
1/8	at Pit-L	1	WR	2	42	21.0	28	0	
2022 totals		17	14	61	639	18.0	42	2	

2021 CLEVELAND									
Date	Opp	GP	GS	No	Yds	Avg	Lg	TD	
9/22	at KC-L	1	WR	1	4	4.0	4	0	
9/19	Hou-W	1	WR	1	14	14.0	14	0	
9/28	Chi-W	1	WR	2	39	19.5	21	0	
10/9	at Min-W	1	WR	0	0	-	-	0	
10/10	at LAC-L	1	WR	5	70	14.0	42	0	
10/17	at Atl-L	1	WR	4	101	25.3	57x	2	
10/21	San-W	1	WR	1	1	1.0	1	0	***active; did not play***
10/31	Pit-L	1	WR	1	1	1.0	1	0	***inactive - groin***
11/7	at Cin-W	1	WR	2	88	44.0	60x	1	
11/14	at NE-L	1	WR	1	18	18.0	18	0	
11/21	Det-W	1	WR	1	1	1.0	1	0	***inactive - groin***
11/28	at Bal-L	1	WR	2	10	5.0	6	0	
12/2	San-W	1	WR	5	90	18.0	24	0	
12/20	LVA-L	1	WR	4	48	12.0	25	0	
12/25	at GB-L	1	WR	1	5	5.0	5	0	
1/3	at Pit-L	1	WR	3	76	25.3	39	0	
1/9	Chi-W	1	WR	3	38	12.7	22	0	
2021 totals		14	9	34	597	17.6	60x	3	

2020 CLEVELAND									
Date	Opp	GP	GS	No	Yds	Avg	Lg	TD	
9/23	at Bal-L	1	WR	1	1	1.0	1	0	***inactive - coach's decision***
9/17	Cin-W	1	WR	1	1	1.0	1	0	***inactive - coach's decision***
9/27	Was-W	1	WR	1	1	1.0	1	0	***inactive - coach's decision***
10/4	at Dal-W	1	WR	0	0	-	-	0	
10/11	at Ind-W	1	WR	0	0	-	-	0	
10/18	at Pit-L	1	WR	0	0	-	-	0	
10/25	at Cin-W	1	WR	3	58	19.3	24x	1	
11/1	LVA-L	1	WR	0	0	-	-	0	
11/5	Hou-W	1	WR	2	16	8.0	10	0	
11/22	Pit-W	1	WR	0	0	-	-	0	
11/29	at Jan-W	1	WR	0	0	-	-	0	
12/6	at Ten-W	1	WR	2	32	16.0	75x	1	
12/14	at Bal-L	1	WR	3	74	24.7	37	0	
12/20	at NYG-W	1	WR	3	55	18.3	19	0	
12/27	at NYJ-L	1	WR	1	11	11.0	11	0	***reserve - COVID-19***
1/2	Pit-W	1	WR	1	1	1.0	1	0	
2020 totals		12	2	14	304	21.7	75x	2	

1-NFL Wild Card Round
2-NFC Divisional Round

STAFF

PLAYERS

2021 SEASON

HISTORY

RECORDS

GAME DAY

1950 NFL CHAMPIONSHIP TEAM



55



ETHAN POCIC

POSITION CENTER

HEIGHT 6-6

WEIGHT 320

SCHOOL LOUISIANA STATE

BORN 8/5/1995

ACQUIRED UFA (SEA.) - '22

EXPERIENCE 7TH

CAREER TRANSACTIONS

Drafted by the Seattle Seahawks in the 2nd round (58th overall) of the 2017 NFL Draft... Signed by the Cleveland Browns on April 6, 2022.

KEY NOTES

- Signed a three-year contract extension with the Browns in 2023.
- Started 13 games at C as Browns compiled 2,490 rushing yards in 2022, the third-highest total in team history and most since 1963 (2,639).
- Appeared in 57 games for the Seattle Seahawks, tallying 40 career starts (29 at center, six at right guard, five at left guard) across five seasons.
- Started four games on the offensive line that helped the Seahawks lead the NFL in rushing (2,560 yards) in 2018.
- Started a career-high 14 games in the 2020 season.
- Started 37 games at LSU, earning first team All-America by the Football Writers Association of America and second team All-America honors from Walter Camp, Sporting News and the American Football Coaches Association in 2016.

PERSONAL

- Last name is pronounced POE-sick
- Native of Lemont, Ill., and attended Lemont High School.
- Earned his degree in sports administration from Louisiana State University.

POCIC'S CAREER STATISTICS

Year	Team	GP	GS
2017	Sea	16	11
2018	Sea	10	4
2019	Sea	4	1
2020	Sea	14	10
2021	Sea	13	10
2022	Cle	13	13
NFL Totals		70	50

PLAYOFFS

Year	Team	GP	GS
2018	Sea	1	0
2020	Sea	1	1
NFL Totals		2	1

CAREER MILESTONES: NFL debut at QB, 9/10/17. First NFL start at RB, 10/22/17.

JOE THOMAS RETIREMENT

On March 14, 2018, left tackle Joe Thomas announced his retirement from the NFL.

"From the moment I was drafted, the city embraced me in a way that I could never fully describe. I am proud to call Cleveland home," said Thomas. "The loyalty and passion of Browns fans is unmatched and it was an honor to play in front of them from the past 11 years. I would like to thank all of the coaches, teammates, staff, fans and everyone who has shown me support throughout my career. Even though I will be hanging up my cleats, I will always be a Cleveland Brown."

The third overall pick in the 2007 draft, Thomas played every offensive snap for the Browns from his rookie season through Week 7 in 2017, when he sustained a torn triceps that ended his consecutive snaps streak at 10,363. His Iron Man stretch, which consisted of 167 consecutive games, is believed to be the longest consecutive snaps streak in NFL history.

STAFF

PLAYERS

2023 SEASON

HISTORY

RECORDS

GAME DAY

99



CAREER TRANSACTIONS

Selected by the Baltimore Ravens in the fourth round (122nd overall) of the 2015 NFL Draft...Signed by Green Bay Packers as an unrestricted free agent on March 14, 2019...Contract terminated by the Packers on March 14, 2022...Signed by Minnesota Vikings on March 23, 2022...Traded to Cleveland Browns on May 15, 2023.

AWARDS/HONORS

- Three-time Pro Bowl selection (2019, 2020, 2022).
- Named second team All-Pro in 2020.
- 2022 NFC Defensive Player of the Month of October.
- 2022 Week 8 NFC Defensive Player of the Week.
- 2020 Week 4 NFC Defensive Player of the Week.
- 2018 Week 6 AFC Defensive Player of the Week.
- Named to PFWA All-NFC team in 2020.

KEY NOTES

- Entering 2023, his 44.5 sacks since 2018 rank tied for 10th most in the NFL during that time, despite appearing in just one game in 2021.
- Has recorded four single games with at least three sacks.
- One of only three NFL players (Aaron Donald and T.J. Watt) to record 12-plus sacks in both 2019 and 2020.
- Finished fourth in the NFL with 12.5 sacks in 2020.
- Set career high with 13.5 sacks in 2019, tied for the fifth-most by a Packer in a single season.
- Registered a career-high 3.5 sacks at Minnesota on Dec. 23, 2019.
- Helped Baltimore rank No. 1 in overall

Za'DARIUS SMITH

POSITION DEFENSIVE END

HEIGHT 6-4

WEIGHT 270

SCHOOL KENTUCKY

BORN 9/8/1992

ACQUIRED TR. (MIN.) - '23

EXPERIENCE 9TH

defense (292.9 ypg) and No. 2 in scoring defense (17.9 ppg) in 2018.

- Was the league's only rookie to register two multiple-sack games in 2015.
- Started 24 games at Kentucky after transferring from East Mississippi Community College.

PERSONAL

- Name is pronounced zuh-DAIR-ee-us.
- Native of Greenville, Ala., an attended Greenville High School.
- Did not play football until senior year of high school.
- Older brother, Bob Meeks, played center for the Denver Broncos.

BEYOND FOOTBALL

- Hosts an annual Fourth of July event in his hometown that includes fireworks, air jumps and waterslides.

SMITH'S CAREER STATISTICS

Year	Team	TACKLES					INTERCEPTIONS					FUMBLES				
		SP	GS	Tot	Solo	Asst	Sr	Wk	Wd	Lg	TD	PP	FR	PR	Yds	
2015	Bal	15	0	30	20	10	5.5	24.5	0	0	-	0	1	0	0	0
2016	Bal	13	4	20	10	10	1	9	0	0	-	0	1	1	0	0
2017	Bal	34	4	24	15	9	2.5	22	0	0	-	0	1	1	0	0
2018	Bal	16	8	46	26	19	6.5	61	0	0	-	0	2	1	0	0
2019	GB	18	18	56	41	14	13.5	12.5	0	0	-	0	0	1	0	0
2020	GB	18	18	52	35	17	12.5	19.5	0	0	-	0	2	4	2	0
2021	GB	1	0	1	1	0	0	0	0	0	-	0	0	0	0	0
2022	Min	18	18	44	32	12	10	70.5	0	0	-	0	5	1	0	0
NFL Totals		107	64	271	150	121	54.5	203	0	0	-	0	12	8	2	0

PLAYOFFS

Year	Team	TACKLES					INTERCEPTIONS					FUMBLES				
		SP	GS	Tot	Solo	Asst	Sr	Wk	Wd	Lg	TD	PP	FR	PR	Yds	
2018	Bal	1	1	1	1	0	0	0	0	0	-	0	0	0	0	0
2019	GB	2	2	7	5	2	2	4	0	0	-	0	0	0	0	0
2020	GB	2	2	2	2	0	1	1	0	0	-	0	0	0	0	0
2021	GB	1	0	1	1	0	1	9	0	0	-	0	0	0	0	0
2022	Min	1	1	3	2	1	0	0	0	0	-	0	0	0	0	0
NFL Totals		7	6	12	5	4.0	2.0	0	0	0	-	0	0	0	0	0

ADDITIONAL STATISTICS: Multiple-sack games - 21 (2 at NYJ, 10/17/17; 2 vs. Pit., 9/19/18; 2 vs. NYJ, 9/20/18; 2 at TB, 10/21/18; 1 at Hou., 12/15/18; 2 vs. Ten., 9/18/19; 3 vs. NYJ, 9/18/19; 2 vs. Sea., 10/13/19; 2 vs. Was., 9/27/20; 2 at Det., 10/4/20; 2 vs. Cin., 10/25/20; 4 vs. Cin., 9/26/21; 1 vs. Was., 10/17/21; 1 at Cin., 11/7/21; 2 at Car., 9/11/22; 2 vs. Nf., 10/18/22; 1 vs. Cin., 10/24/22; 1 vs. TB, 11/9/22; 2 at Cin., 12/11/22; 1 vs. Bal., 12/17/22; 1 vs. Wsh., 1/1/23. **Career sacks:** Joe Burrow (81), Ben Roethlisberger (52), Justin Fields (45), Sam Darnold (28), Lamar Jackson (23), Marcus Mariota (23), Deshaun Watson (23), Tom Brady (23), Eli Manning (23), Luke Falk (22), Deshaun Watson (22), Patrick Mahomes (22), Baker Mayfield (22), Josh McDown (22), Dak Prescott (22), Russell Wilson (22), James Winston (22), Bailey Zappe (22), Teddy Bridgewater (13), Carson Wentz (13), Josh Allen (12), Andy Dalton (12), Jeff Driskel (12), Joe Flacco (12), Jimmy Garoppolo (12), Jared Goff (12), Justin Herbert (12), Lindsay Jones (12), Matt Jones (12), Ryan Murphy (12), Cam Newton (12), Kenny Pickett (12), Philip Rivers (12), Trevor Siemian (12), Ryan Tannehill (12), Mitchell Trubisky (12), Derek Carr (12), Kirk Cousins (12), Carr, McDoy (12), Brockton FG - 1, at Cin., 11/25/18; Fumble-return TDs - 1 (15 yards), vs. Bal., 12/10/21.

SINGLE-GAME HIGHS & CAREER MILESTONES: TACKLES - 56, at Oak., 9/30/18; Solo - 7, at Pit., 9/30/18; INTERCEPTIONS - None; Yards - NYJ, TDs - None; FUMBLES - Forced - 2, vs. Pit., 9/30/18; Recovered - 1, four times; lost: vs. Bal., 12/12/21; TDs - 1 (15 yards), vs. Bal., 12/12/21; Passes defensed: 2, at Cin., 12/12/21; Sacks - 43, vs. Cin., 9/26/21; NYJ debut: vs. NYJ, 10/17/17; First NFL start: vs. Ten., 10/27/17; First NFL sack: vs. NYJ, 10/17/17; First NFL snap.

SMITH'S GAME-BY-GAME STATISTICS

2022, MINNESOTA

Date	Opp	TACKLES					INTERCEPTIONS					FUMBLES				
		GP	GP	SS	Tot	So	As	SK	Wt	Int	Yd	Lg	TD	PD	FF	FR
9/11	Buf-W	1	DE	2	2	0	1	0	0	0	-	0	0	0	0	0
9/13	Phi-L	1	DE	3	2	1	1	2	0	0	-	0	0	0	0	0
9/25	Dak-W	1	DE	3	2	1	0	0	0	0	-	0	0	0	0	0
10/02	NGW-L	1	DE	1	1	0	1	4	0	0	-	0	0	0	0	0
10/09	Chi-W	1	DE	2	1	0	0	0	0	0	-	0	0	0	0	0
10/16	Mia-W	1	DE	4	3	1	2	16	0	0	-	0	0	0	0	0
10/23	Ari-W	1	DE	7	7	0	3	55	0	0	-	0	1	0	0	0
11/01	Was-W	1	DE	4	1	0	0	0	0	0	-	0	2	0	0	0
11/03	Buf-W	1	DE	2	1	1	1	13	0	0	-	0	1	0	0	0
11/20	Dal-L	1	DE	1	0	1	0	0	0	0	-	0	0	0	0	0
11/24	NEC-L	1	DE	3	3	0	0	0	0	0	-	0	0	0	0	0
12/11	NYJ-W	1	DE	2	1	1	0	0	0	0	-	0	1	0	0	0
12/14	Det-L	1	DE	1	0	1	0	0	0	0	-	0	0	0	0	0
12/17	Ind-W	1	DE	5	4	1	0	0	0	0	-	0	2	0	0	0
12/24	NYG-W	1	DE	0	0	0	0	0	0	0	-	0	0	0	0	0
12/31	GB-L	1	DE	3	2	0	0	0	0	0	-	0	0	0	0	0
2022 totals	17	17	17	67	58	19	10	70.5	0	0	0	0	2	1	0	0
100	NYG-L	1	DE	3	2	1	0	0	0	0	-	0	0	0	0	0

D- NFC Wild Card Round

2021, GREEN BAY

Date	Opp	TACKLES					INTERCEPTIONS					FUMBLES				
		GP	GP	SS	Tot	So	As	SK	Wt	Int	Yd	Lg	TD	PD	FF	FR
9/13	at KC-L	1	0	1	1	0	0	0	0	0	-	0	0	0	0	0
9/20	Dat-W															
9/27	at SF-W															
10/03	Pho-W															
10/10	at Cle-W															
10/17	at Chi-W															
10/24	Was-W															
10/29	at Ari-W															
11/7	at KC-L															
11/14	Sea-W															
11/21	at Min-L															
11/28	LAR-W															
12/02	Chi-W															
12/19	at Bal-W															
12/25	Chi-W															
1/5	Mia-W															
2021 totals	1	0	1	1	0	1	0	0	0	0	-	0	0	0	0	0
1/5	NYG-L	1	DE	3	2	1	0	0	0	0	-	0	0	0	0	0

D- NFC Divisional Round

2020, GREEN BAY

Date	Opp	TACKLES					INTERCEPTIONS					FUMBLES				
		GP	GP	SS	Tot	So	As	SK	Wt	Int	Yd	Lg	TD	PD	FF	FR
9/13	at Mia-W	1	DE	2	2	0	1	7	0	0	-	0	0	0	0	0
9/20	Dat-W	1	DE	4	3	1	1	10	0	0	-	0	0	0	0	0
9/27	at NGW-L	1	DE	2	1	0	0	0	0	0	-	0	0	0	0	0
10/05	Ari-W	1	DE	8	6	2	3	25	0	0	-	0	0	0	0	0
10/18	TBL-L	1	DE	1	0	1	0	0	0	0	-	0	0	0	0	0
11/1	at Hou-W	1	DE	3	2	1	1	0	0	0	-	0	0	0	0	0
11/15	Min-L	1	DE	6	3	3	0	0	0	0	-	0	0	0	0	0
11/15	at SF-W	1	DE	2	2	0	1	9	0	0	-	0	0	1	1	0
11/22	Jax-W	1	DE	6	4	1	2	0	0	0	-	0	0	0	0	0
11/29	Ind-L	1	DE	6	4	2	0	0	0	0	-	0	1	0	0	0
12/09	Chi-W	1	DE	2	1	1	1	4	0	0	-	0	0	1	0	0
12/16	Pho-W	1	DE	3	2	1	0	2.5	0	0	-	0	0	0	0	0
12/23	Dat-W	1	DE	0	0	0	0	0	0	0	-	0	1	0	0	0
12/29	Car-W	1	DE	0	3	0	1	5	0	0	-	0	0	0	0	0
12/29	Ten-W	1	DE	2	1	0	0	0	0	0	-	0	0	0	0	0
1/3	at Chi-W	1	DE	2	1	0	0	0	0	0	-	0	0	0	0	0

2020 totals	18	18	65	58	17	12.5	18.5	0	0	0	0	0	2	4	0	0
1/3	LAC-L	1	1	1	1	0	0	0	0	0	-	0	0	0	0	0
1/6	TBL-L	1	1	4	2	2	0	0	0	0	-	0	0	0	0	0

D- NFC Divisional Round

D- NFC Championship

2019, BALTIMORE

Date	Opp	TACKLES					INTERCEPTIONS					FUMBLES				
		GP	GP	SS	Tot	So	As	SK	Wt	Int	Yd	Lg	TD	PD	FF	FR
9/08	at Chi-W	1	DE	3	3	0	1	1	0	0	-	0	0	0	0	0
9/15	Mia-W	1	DE	5	3	2	0	0	0	0	-	0	0	0	0	0
9/22	Den-W	1	DE	3	2	1	2	22	0	0	-	0	0	0	0	0
9/29	Phi-L	1	DE	0	0	0	0	0	0	0	-	0	0	0	0	0
10/06	Dat-W	1	DE	3	3	0	2	19	0	0	-	0	0	0	0	0
10/14	Dat-W	1	DE	5	3	2	1	5	0	0	-	0	0	0	0	0
10/20	Dak-W	1	DE	2	0	2	0	0	0	0	-	0	0	0	0	0
10/27	KC-W	1	DE	4	4	0	2	19	0	0	-	0	0	0	0	0
11/03	SAC-L	1	DE	7	5	2	0	0.5	1	0	-	0	0	0	0	0
11/10	Car-W	1	DE	1	0	1	0	0	0	0	-	0	0	0	0	0
11/24	at SF-L	1	DE	8	5	1	1.5	14.5	0	0	-	0	0	0	0	0
12/1	at NYJ-W	1	DE	3	3	0	0	0	0	0	-	0	0	0	0	0
12/8	Was-W	1	DE	3	3	0	0	0	0	0	-	0	0	1	0	0
12/15	Chi-W	1	DE	1	1	0	0	0	0	0	-	0	0	0	0	0
12/22	at Min-W	1	DE	7	6	1	0.5	22	0	0	-	0	0	0	0	0
12/29	Dat-W	1	DE	1	0	1	0	0	0	0	-	0	0	0	0	0

2019 totals	18	18	65	41	14	13.5	11.5	0	0	0	0	0	0	1	0	0
1/2	Sea-W	1	1	1	1	0	2	4	0	0	-	0	0	0	0	0
1/9	at SF-L	1	DE	5	3	2	0	0	0	0	-	0	0	0	0	0

D- NFC Divisional Round

D- NFC Championship

2018, BALTIMORE

Date	Opp	TACKLES					INTERCEPTIONS					FUMBLES				
		GP	GP	SS	Tot	So	As	SK	Wt	Int	Yd	Lg	TD	PD	FF	FR
9/09	Buf-W	1	DE	4	1	1	0	0	0	0	-	0	0	0	0	0
9/16	at Cin-L	1	1	0	0	0	0	0	0	0	-	0	0	0	0	0
9/23	Den-W	1	DE	2	1	1	1	0	0	0	-	0	0	0	0	0
9/30	at Ph-W	1	DE	1	1	0	0	0	0	0	-	0	0	0	0	0
10/07	at Cle-L	1	DE	6	2	4	0.5	2.5	0	0	-	0	0	0	0	0
10/14	at Ten-W	1	5	4	2	3	19	0	0	0	-	0	0	0	0	0
10/21	at KC-L	1	DE	4	2	1	0.5	2.5	0	0	-	0	0	0	0	0
10/28	Car-L	1	DE	2	0	2	0	0	0	0	-	0	0	0	0	0
11/04	Pho-L	1	DE	4	2	2	0	0	0	0	-	0	1	0	0	0
11/18	Chi-W	1	DE	2	1	1	0	0	0	0	-	0	1	0	0	0
11/25	Dak-W	1	DE	2	2	0	0	0	0	0	-	0	0	0	0	0
12/02	at Ari-W	1	DE	1	1	0	1	11	0	0	-	0	0	0	0	0
12/09	at KC-L	1	DE	2	1	0	0.5	4	0	0	-	0	0	0	0	0
12/16	TB-W	1	1	0	1	0	0	0	0	0	-	0	0	0	0	0
12/23	at LAC-W	1	5	4	1	1.5	7.5	0	0	0	-	0	0	0	0	0
12/30	Chi-W	1	DE	2	1	1	0	0	0	0	-	0	0	0	0	0

2018 totals	18	18	65	40	18	18.5	11.5	0	0	0	0	0	2	1	0	0
1/1	LAC-L	1	DE	1	1	1	1	0	0	0	-	0	0	0	0	0

D- NFC Wild Card Round

2018, BALTIMORE

Date	Opp	TACKLES					INTERCEPTIONS					FUMBLES				
		GP	GP	SS	Tot	So	As	SK	Wt	Int	Yd	Lg	TD	PD	FF	FR
9/09	Buf-W	1	DE	5	4	1	1	4	0	0	-	0	0	0	0	0
9/16	at Cle-L	1	1	1	0	0	0	0	0	0	-	0	0	0	0	0
9/23	Den-W	1	2	1	1	1	7	0	0	0	-	0	0	0	0	0
9/30	at Ph-W	1	DE	1	0	1	0	0	0							

20

STAFF

PLAYERS

2021 SEASON

HISTORY

RECORDS

GAME DAY

PIERRE STRONG JR.

POSITION RUNNING BACK

HEIGHT 5-11

WEIGHT 212

SCHOOL SOUTH DAKOTA STATE

BORN 12/10/1998

ACQUIRED TR (N.E.) -'23

EXPERIENCE 2ND

CAREER TRANSACTIONS

Drafted by the New England Patriots in the fourth round of the 2022 NFL Draft...Traded to the Cleveland Browns on August 27, 2023.

KEY NOTES

- Finished his rookie season rushing for over 100 yards and one touchdown.
- Led the NCAA Division 1 FCS in rushing with 1,668 yards his senior season

PERSONAL

- Attended John L. McClellan High School in Little Rock, Arkansas
- Selected as the Class 5A Offensive Player of the Year after totaling 4,2268 rushing yards and 57 touchdowns in his final two high school seasons

STRONG JR.'S CAREER STATISTICS

Year	Team	RUSHING							RECEIVING				
		GP	GS	No	Yds	Avg	Lg	TD	No	Yds	Avg	Lg	TD
2022	NE	15	0	79	100	12	44	1	7	42	6	16	0
NFL totals		15	0	79	100	12	44	1	7	42	6	16	0

ADDITIONAL STATISTICS: 100-yard rushing games - None. 100-scrimmage yard games - None. Special teams tackles - 5 in 2018. Fumbles - None.

CAREER MILESTONES: RUSHING: Attempts - 5, at Ari, 12/12/22. TDs - 1, at Ari, 12/12/22. Long - 44, at Ari, 12/12/22. RECEIVING: Receptions - 2, at Uv, 12/18/22. Yards - 20, at Ari, 12/12/22. TDs - NA. Long - 16, at Ari, 12/12/22. NFL debut: at Pit, 01/18/22. First NFL start: NA. First NFL rushing TD vs. Ari, 12/12/22.

STRONG JR.'S GAME-BY-GAME STATISTICS

Date	Opp	RUSHING							RECEIVING				
		GP	GS	No	Yds	Avg	Lg	TD	No	Yds	Avg	Lg	TD
09/11 at	Min-L	1	0	0	-	0	0	0	0	-	0	0	0/18
09/15	Bal-L	1	0	0	-	0	0	0	0	-	0	0	0
10/02 at	GB-L	1	0	0	-	0	0	0	0	-	0	0	0
10/09	Dal-W	1	0	0	-	0	0	0	0	-	0	0	0/16
at	Cle-W	1	1	5	5	5	0	0	0	-	0	0	0
10/24	Chi-L	1	0	0	-	0	0	0	0	-	0	0	0
10/30 at	NYJ-W	1	0	0	-	0	0	0	0	-	0	0	0
11/06	Ind-W	1	0	0	-	0	0	0	0	-	0	0	0
11/20	NYJ-W	1	0	0	-	0	0	0	0	-	0	0	0
11/24 at	Min-L	1	0	0	-	0	0	0	0	-	0	0	0
12/01	Bu-L	1	0	0	-	0	0	0	0	-	0	0	0
12/02 at	San-F	1	5	70	34	44	1	2	20	10	16	0	
12/19 at	LVA	1	4	25	6.25	14	0	3	12	4	11	0	
12/24	Chi-L	1	0	0	-	0	0	0	2	10	5	0	
1/1	Min-W	1	0	0	-	0	0	0	0	-	0	0	
1/8 at	Bu-L	1	0	0	-	0	0	0	0	-	0	0	
2022 totals		15	0	79	100	12	44	1	7	42	6	16	0

44



CAREER TRANSACTIONS

Selected by the Cleveland Browns in the third round (80th overall) of the 2019 NFL Draft.

KEY NOTES

- Played in 12 games with eight starts (six at SAM, two at MIKE), amassing a career-high 69 tackles (34 solo) in 2022. Added one sack, one forced fumble and two special teams stops.
- Sustained season-ending knee injury in Week 13 and was placed on injured reserve prior to Week 14.
- Posted a career-best and game-high 13 tackles (career-high six solo), one sack and one forced fumble against the Cincinnati Bengals on Oct. 31.
- First career interception was returned for a touchdown after picking off a QB Carson Wentz pass and returning it 50 yards for a score against Philadelphia on Nov. 22, 2020.
- Led team and tied for sixth in the NFL with 12 special teams tackles in 2020.
- Pinned Ravens QB Lamar Jackson down for his first career sack on Monday Night Football against Baltimore on Dec. 14, 2020.
- Set a BYU record for total tackles in a bowl game with 19 during the 2018 Famous Idaho Potato Bowl.
- Once kicked off the BYU football team and later suspended. Turned his life around and was later named team captain. Credits his turnaround to his wife Alyssa, who helped him develop into the person and player he is today.

PERSONAL

- Name is pronounced see-OH-nay TOCK-ee TOCK-ee.
- Married, Alyssa, a swimmer at BYU, in June 2016.
- Attended Heritage High School in Menifee, Calif. and played volleyball.
- Majored in sociology at BYU.
- Youngest of seven with two brothers and four sisters.

SIONE TAKITAKI

POSITION LINEBACKER

HEIGHT 6-1

WEIGHT 238

SCHOOL BRIGHAM YOUNG

BORN 6/8/1995

ACQUIRED 03 - '19

EXPERIENCE 5TH

BEYOND FOOTBALL

- Participated in the NFL's My Cause, My Cleats initiative. Supported The Little Heroes to raise awareness for kids battling cancer in 2020. Ardent about this subject due to matters of his father, Vaimau Takitaki, who passed away from adeno carcinoma and metastasis forms of cancer when he was 14 years old. In 2021, supported the American Cancer Society Ohio.
- Worked construction for a year in 2016 when he was not able to play football at BYU. To further passion, started Takitaki Construction Inc. back in 2020. Spends offseason building projects from basements, pouring cement and building foundation of block walls, sidewalks, patio decks, window cuts, etc.

TAKITAKI'S CAREER STATISTICS

Year	Team	TACKLES										INTERCEPTIONS					FUMBLES				
		SP	GS	Tot	Solo	Asst	Sk	Yes	No	Yds	Lg	TD	PD	FF	FR	Yds					
2019	Cle	15	1	16	12	4	0.0	0.0	0	0	-	0	0	0	0	0	0				
2020	Cle	15	12	55	33	22	1.0	1.0	1	50	50*	1	1	0	0	0					
2021	Cle	15	8	36	18	18	0.0	0.0	0	0	-	0	0	1	1	0					
2022	Cle	12	8	69	34	35	1.0	5.0	0	0	-	0	0	1	0	0					
Career		63	29	176	87	89	2.0	6.0	1	50	1	1	1	1	1	0					

PLAYOFFS

Year	Team	TACKLES										INTERCEPTIONS					FUMBLES				
		SP	GS	Tot	Solo	Asst	Sk	Yes	No	Yds	Lg	TD	PD	FF	FR	Yds					
2020	Cle	2	2	8	5	3	0.0	0.0	0	1	23	23	0	1	0	0	0				

ADDITIONAL STATISTICS: Special teams tackles - 6 in 2019; 12 in 2020; 6 in 2021; 2 in 2022. NFL totals: 28 Sacks - Joe Burrow (10), Lamar Jackson (10). Interceptions - Carson Wentz (1).

SINGLE GAME HIGHS & CAREER MILESTONES: TACKLES - 13 vs. Cin, 10/19/22 Solo - 6 at Mia, 11/22/22 Interceptions: 1 vs. Phi, 11/20/20 Long SO vs. Phi, 10/20/20. TDs: 1 vs. Phi, 11/20/20 Sacks: 1 twice vs. Bal, 12/24/20 vs. Cin, 10/21/22 FUMBLES FORCED: 1 twice at Cin, 11/20/21 vs. Cin, 10/23/22 Recovered: 1 vs. Hou, 9/19/21 NFL Debut: at NO, 9/9/19 First NFL Start vs. Bal, 10/22/19 First NFL Interception vs. Phi, 11/20/20 (50 yards).

TAKITAKI'S GAME-BY-GAME STATISTICS

2022 CLEVELAND

Date	Opp	TACKLES										INTERCEPTIONS					FUMBLES				
		SP	GS	Tot	Solo	Asst	Sk	Yes	No	Yds	Lg	TD	PD	FF	FR	Yds					
9/12	at Cin-W	1	1	1	1	0	0.0	0.0	0	0	-	0	0	0	0	0					
9/18	NV-L	1	0	0	0	0	0.0	0.0	0	0	-	0	0	0	0	0					
9/22	Ph-W	1	SAM	3	2	1	0.0	0.0	0	0	-	0	0	0	0	0					
10/2	at Atl-L	1	SAM	4	0	4	0.0	0.0	0	0	-	0	0	0	0	0					
10/9	LAC-L	1	2	1	1	0.0	0.0	0	0	0	-	0	0	0	0	0					
10/16	NE-L	1	SAM	5	4	1	0.0	0.0	0	0	-	0	0	0	0	0					
10/23	at Buf-L	1	7	4	3	0.0	0.0	0	0	0	-	0	0	0	0	0					
10/31	Cin-W	1	SAM	13	6	7	1.0	5.0	0	0	-	0	0	1	0	0					
11/3	at Mia-L	1	SAM	10	8	2	0.0	0.0	0	0	-	0	0	0	0	0					
11/20	at Buf-L	1	SAM	9	4	5	0.0	0.0	0	0	-	0	0	0	0	0					
11/27	Ph-W	1	MIKE	8	3	5	0.0	0.0	0	0	-	0	0	0	0	0					
12/4	at Hou-W	1	MIKE	9	1	8	0.0	0.0	0	0	-	0	0	0	0	0					
12/11	at Cin-L																				
12/18	at Buf-W																				
12/24	at Mia-L																				
1/1	at Fla-W																				
1/8	at Ph-L																				
2022 totals		12	8	69	34	35	1.0	5.0	0	0	-	0	0	1	0	0					

TAKITAKI CONTINUED

2021 CLEVELAND

Date	Opp	GP	GS	TACKLES					INTERCEPTIONS					FUMBLES			
				Tot	Su	As	Sk	W	Tot	W	Lg	TD	PB	FF	FR		
9/12 at KC-L	1	WILL	1	0	1	0.0	0.0	0	0	-	0	0	0	0	0	0	0
9/19 Hou-W	1	WILL	2	1	1	0.0	0.0	0	0	-	0	0	0	0	1	0	
9/26 Cin-W						***Inactive - hamstringing**											
10/3 at Min-W	1	SAM	2	2	0	0.0	0.0	0	0	-	0	0	0	0	0	0	
10/10 at LAC-L	1		3	0	3	0.0	0.0	0	0	-	0	0	0	0	0	0	
10/17 Ari-L	1		1	1	0	0.0	0.0	0	0	-	0	0	0	0	0	0	
10/21 Den-W	1	SAM	2	0	2	0.0	0.0	0	0	-	0	0	0	0	0	0	
10/28 Phi-L	1		3	2	1	0.0	0.0	0	0	-	0	0	0	0	0	0	
11/7 at Cin-W	1	SAM	5	3	2	0.0	0.0	0	0	-	0	0	1	0	0	0	
11/14 at NE-L	1	SAM	4	2	2	0.0	0.0	0	0	-	0	0	0	0	0	0	
11/21 Det-W	1	SAM	1	1	0	0.0	0.0	0	0	-	0	0	0	0	0	0	
11/29 at Bal-L	1		4	1	3	0.0	0.0	0	0	-	0	0	0	0	0	0	
12/12 Bal-W	1	SAM	0	0	0	0.0	0.0	0	0	-	0	0	0	0	0	0	
12/20 LV-L	1	SAM	4	2	2	0.0	0.0	0	0	-	0	0	0	0	0	0	
12/25 at SFL-L	1		1	1	0	0.0	0.0	0	0	-	0	0	0	0	0	0	
1/3 at Phi-L	1		3	2	1	0.0	0.0	0	0	-	0	0	0	0	0	0	
1/5 Cin-W						***Injured reserve - shoulder**											
2021 totals			15	8	30	10	10	0	0	-	0	0	1	0	1	0	

2021 CLEVELAND

Date	Opp	GP	GS	TACKLES					INTERCEPTIONS					FUMBLES			
				Tot	Su	As	Sk	W	Tot	W	Lg	TD	PB	FF	FR		
9/13 at Bal-L	1	SAM	7	5	2	0.0	0.0	0	0	-	0	0	0	0	0	0	
9/17 Cin-W	1	SAM	5	3	2	0.0	0.0	0	0	-	0	0	0	0	0	0	
9/27 Was-W	1	SAM	6	2	4	0.0	0.0	0	0	-	0	0	0	0	0	0	
10/4 at Dal-W	1	SAM	4	1	3	0.0	0.0	0	0	-	0	0	0	0	0	0	
10/11 Ind-W	1		4	3	1	0.0	0.0	0	0	-	0	0	0	0	0	0	
10/18 at Phi-L	1	SAM	2	2	0	0.0	0.0	0	0	-	0	0	0	0	0	0	
10/25 at Det-W	1	SAM	3	2	1	0.0	0.0	0	0	-	0	0	0	0	0	0	
11/1 LV-L	1		2	1	1	0.0	0.0	0	0	-	0	0	0	0	0	0	
11/15 Hou-W	1	SAM	1	1	0	0.0	0.0	0	0	-	0	0	0	0	0	0	
11/22 Phi-W	1	SAM	2	2	0	0.0	0.0	1	50	50h	1	1	0	0	0	0	
11/29 at Jack-W						***reserve/COVID-19**											
12/6 at Ten-W	1		2	2	0	0.0	0.0	0	0	-	0	0	0	0	0	0	
12/14 Bal-L	1	SAM	5	3	2	1.0	1.0	0	0	-	0	0	0	0	0	0	
12/20 at NYG-W	1	SAM	3	1	2	0.0	0.0	0	0	-	0	0	0	0	0	0	
12/27 at NYJ-L	1	SAM	7	3	4	0.0	0.0	0	0	-	0	0	0	0	0	0	
1/3 Phi-W	1	SAM	2	2	0	0.0	0.0	0	0	-	0	0	0	0	0	0	
2020 totals			15	12	23	20	1.0	1.0	1	50	50h	1	1	0	0	0	
1/10 at Phi-W	1	SAM	3	2	1	0.0	0.0	1	20	20	0	1	0	0	0	0	
1/27 at KC-L	1	SAM	5	3	2	0.0	0.0	0	0	-	0	0	0	0	0	0	

2-AFC Wild Card Round, 2-AFC Divisional Round

2019 CLEVELAND

Date	Opp	GP	GS	TACKLES					INTERCEPTIONS					FUMBLES			
				Tot	Su	As	Sk	W	Tot	W	Lg	TD	PB	FF	FR		
9/8 Ten-L						***Inactive - hamstringing**											
9/16 at NYG-W	1		0	0	0	0.0	0.0	0	0	-	0	0	0	0	0	0	
9/23 LAC-L	1		0	0	0	0.0	0.0	0	0	-	0	0	0	0	0	0	
9/29 at Bal-W	1		0	0	0	0.0	0.0	0	0	-	0	0	0	0	0	0	
10/7 at SFL-L	1		0	0	0	0.0	0.0	0	0	-	0	0	0	0	0	0	
10/13 Seat-L	1		0	0	0	0.0	0.0	0	0	-	0	0	0	0	0	0	
10/27 at NE-L	1		0	0	0	0.0	0.0	0	0	-	0	0	0	0	0	0	
11/3 at Det-L	1		0	0	0	0.0	0.0	0	0	-	0	0	0	0	0	0	
11/10 Bal-W	1		2	2	0	0.0	0.0	0	0	-	0	0	0	0	0	0	
11/24 Phi-W	1		0	0	0	0.0	0.0	0	0	-	0	0	0	0	0	0	
11/24 Mia-W	1		2	1	1	0.0	0.0	0	0	-	0	0	0	0	0	0	
12/1 at Phi-L	1		3	3	0	0.0	0.0	0	0	-	0	0	0	0	0	0	
12/8 Cin-W	1		1	1	0	0.0	0.0	0	0	-	0	0	0	0	0	0	
12/15 at Ari-L	1		1	1	0	0.0	0.0	0	0	-	0	0	0	0	0	0	
12/22 Bal-L	1	SAM	8	4	4	2	0.0	0.0	0	-	0	0	0	0	0	0	
12/29 at Cin-L	1		1	0	1	0.0	0.0	0	0	-	0	0	0	0	0	0	
2019 totals			15	1	16	12	4	0	0	0	0	0	0	0	0	0	

STAFF

PLAYERS


2021 SEASON

HISTORY

RECORDS

GAME DAY

77



WYATT TELLER

POSITION **GUARD**

HEIGHT **6-4**

WEIGHT **314**

SCHOOL **VIRGINIA TECH**

BORN **11/21/1994**

ACQUIRED TR. (BUF.) - '19

EXPERIENCE **6TH**

Originally a defensive end, switched to offensive tackle as a freshman.

CAREER TRANSACTIONS

Drafted by the Buffalo Bills in the fifth round of the 2018 NFL Draft (166 overall)...Acquired by the Cleveland Browns via a trade on Aug. 29, 2019.

AWARDS/HONORS

- Two-time Pro Bowl selection (2021-22).
- Earned second-team All-Pro honors in 2020 and 2021.
- Browns 2022 Salute to Service Award honoree.

KEY NOTES

- Signed four-year contract extension with Browns during the 2021 season that carries through 2025 season.
- Opened holes for RB Nick Chubb who finished third in the NFL with a career-high 1,525 rushing yards in 2022.
- Helped the Browns lead the NFL in rushing average in 2021 with a 5.09 mark, the highest average by a Browns team since 1966. The offensive line opened holes for Nick Chubb, who finished second in the league in rushing yards.
- Paved the way for the Browns to finish 2020 third in the NFL in rush yards (2,374) and fifth in yards per carry (4.80 avg.). Helped the Browns record four games with at least 200 rushing yards, their most in a season since 1978. Opened holes for Chubb, who became first Browns RB to amass 1,000 rushing yards in back-to-back seasons (2019-20) since Jamal Lewis (2007-08).
- Blocked for Chubb, who finished second in the NFL in 2019 with 1,494 rushing yards.
- Started the final seven games of rookie season at left guard for the Bills.
- Started 43 of 53 games at Virginia Tech.

PERSONAL

- Born William Wyatt Teller, but goes by Wyatt.
- Married, Carly, during 2021 offseason after proposing on the field at FirstEnergy Stadium in 2020. The couple had a son, Brooks, in 2022.
- Native of Manassas, Va., and attended Liberty High School.
- Also was on the swim team in high school where his mother was the coach.
- Battled with and overcame ADHD to get to where he is today.
- Earned degree in property management from Virginia Tech.

BEYOND FOOTBALL

- Has honored, empowered and connected with the military community in Northern Ohio. Has supported the Green Beret Foundation, which provides U.S. Army Special Forces soldiers and their families with emergency, immediate and ongoing support.
- Wore cleats in support of the Lindy Infante Foundation for My Cause, My Cleats. The foundation provides increased access to youth sports participation.

TELLER'S CAREER STATISTICS

Year	Team	GP	ES
2018	Buf.	8	7
2019	Cle	15	9
2020	Cle	11	11
2021	Cle	17	17
2022	Cle	15	15
TOTL	5	66	60

Year	Team	GP	ES
2020	Cle	2	2

CAREER MILESTONES: NFL debut vs. Chi. (11/14/18). First NFL start: at W. (11/21/18).

THORNHILL CONTINUED

2013 KANSAS CITY

Date	Opp	GP	TACKLES					INTERCEPTIONS					FUMBLES				
			Tot	Su	As	SR	Yd	Int	Yd	lg	TD	Pd	FF	FR			
9/8 at	Jax-W	1	08	4	2	1	0	0	0	1	48	48	1	1	0	0	
9/15 at	Oak-W	1	08	8	5	3	0	0	0	0	0	0	0	0	0	0	
9/22 at	Buf-W	1	08	3	3	0	0	0	0	0	0	0	0	0	0	0	
9/29 at	Det-W	1	08	2	2	0	0	0	0	0	0	0	0	0	0	0	
10/6 at	Ind-L	1	08	2	2	0	0	0	0	0	0	0	0	1	0	0	
10/13 at	Hou-L	1	08	3	2	1	0	0	0	0	0	0	0	0	0	0	
10/17 at	Den-W	1	08	4	4	0	0	0	0	1	0	0	0	1	0	0	
10/27	GB-L	1	08	3	2	1	0	0	0	0	0	0	0	0	0	0	
11/3	Min-W	1	08	5	2	2	0	0	0	0	0	0	0	0	0	0	
11/10 at	Ten-L	1	08	4	4	0	0	0	0	0	0	0	0	0	0	0	
11/18 at	LAC-W	1	08	5	2	3	0	0	0	0	0	0	0	0	0	0	
12/1	Oak-W	1	08	3	2	1	0	0	0	0	0	0	0	1	0	0	
12/8 at	NE-W	1	08	4	3	1	0	0	0	0	0	0	0	0	0	0	
12/15	Den-W	1	08	4	2	2	0	0	1	0	0	0	1	0	0	0	
12/22 at	Chi-W	1	08	3	3	0	0	0	0	0	0	0	0	0	0	0	
12/29	LAC-W	1	08	1	0	1	0	0	0	0	0	0	0	0	0	0	
2013 totals			16	15	58	41	15	0	0	3	48	48	1	5	0	0	

1/22 Hou-W ***reserve-ACL***
 1/29 Ten-W ***reserve-ACL***
 2/5 SF-W ***reserve-ACL***

🏆 AFC Division Record
 🏆 AFC Championship
 🏆 Super Bowl

STAFF

PLAYERS

2021 SEASON

HISTORY

RECORDS

GAME DAY

58

ISAIAH THOMAS

POSITION DEFENSIVE END

HEIGHT 6-5

WEIGHT 266

SCHOOL OKLAHOMA

BORN 12/3/1998

ACQUIRED D7A-'22

EXPERIENCE 2ND

CAREER TRANSACTIONS

Originally drafted by the Cleveland Browns in the seventh round (233rd overall) of the 2022 NFL Draft.

KEY NOTES

- Played in 10 games as a rookie in 2022, recording nine tackles, one sack, two passes defended and one fumble recovery.
- Recorded first career sack after taking down Joe Burrow against Cincinnati on Oct. 31, 2022.
- Started 22 of 43 games played for the Sooners from 2017-21 with 81 tackles, 18.5 sacks seven pass breakups, four forced fumbles and three fumble recoveries. Led Oklahoma in sacks in 2020 and 2021.

PERSONAL

- Native of Tulsa, Okla. and attended Memorial High School.
- Majored in human relations.
- Named after former Detroit Pistons star Isaiah Thomas.
- Enjoys acting and took multiple acting classes at Oklahoma.
- Partnered with SoonerScoop.com in his redshirt senior season for a reoccurring show called "The Isaiah Thomas Show" on YouTube.

BEYOND FOOTBALL

- Active in the community and his mother says her proudest moments have been watching Isaiah volunteer for community events like reading to children at elementary schools and helping with Fall Festival parties.
- Visited the Tulsa Boys' Home in 2021 to offer them some encouragement and make a \$1,500 donation to help out the residential treatment facility near Sand Springs. The donation was from his NIL earnings.

THOMAS' CAREER STATISTICS

Year	Team	TACKLES					INTERCEPTIONS				FUMBLES					
		GP	GS	Tot	Solo	Asst	Sk	Yds	No	Yds	Lg	TD	PD	FF	FR	Yds
2022	Cle	10	0	9	4	5	1.0	0.0	0	0	0	0	2	0	1	0

ADDITIONAL STATISTICS: NFL debut: vs. NYJ, 9/18/22; First NFL start: None.

THOMAS' GAME-BY-GAME STATISTICS

Date	Opp	TACKLES					INTERCEPTIONS				FUMBLES					
		GP	GS	Tot	Solo	As	Sk	Yds	Tot	Yds	Lg	TD	PD	FF	FR	
9/11	at Cin-W															
9/18	vs. L.A.	1	0	0	0	0	0.0	0.0	0	0	-	0	0	0	0	
9/22	PHI-W															
10/2	at Atl-L	1	0	0	0	0	0.0	0.0	0	0	-	0	0	0	0	
10/8	JAC-L	1	0	0	0	0	0.0	0.0	0	0	-	0	0	0	0	
10/16	NE-L	1	0	0	0	0	0.0	0.0	0	0	-	0	0	0	0	
10/23	at Balt-L	1	4	2	2	0	0.0	0.0	0	0	-	0	1	0	1	
10/31	Cin-W	1	3	1	2	1.0	0.0	0	0	-	0	1	0	0	0	
11/5	at Mia-L	1	1	1	0	0	0.0	0.0	0	0	-	0	0	0	0	
11/20	at Buf-L															
11/27	at TB-W	1	0	0	0	0	0.0	0.0	0	0	-	0	0	0	0	
12/4	at Hou-W															
10/31	at Cin-L	1	0	0	0	0	0.0	0.0	0	0	-	0	0	0	0	
10/28	at Bal-W															
10/24	at MD-L	1	1	0	1	0.0	0.0	0	0	-	0	0	0	0	0	
1/1	at Was-W															
1/8	at Phi															
2022 totals		10	0	9	4	5	1.0	0.0	0	0	-	0	2	0	1	

94



CAREER TRANSACTIONS

Selected by the New York Giants in the second round (55th overall) of the 2017 NFL Draft... Signed as an unrestricted free agent by the Minnesota Vikings on March 17, 2021... Signed by the Cleveland Browns as an unrestricted free agent on March 15, 2023.

AWARDS/HONORS

- Named to the 2017 PFWA All-Rookie Team.
- 2020 Giants Walter Payton Man of the Year.
- Named NFL Community MVP for Week 9 of the 2022.

KEY NOTES

- Has not missed a game or start in his career, opening all 93 games he's played in.
- Posted 288 career tackles with 13 sacks, seven passes batted down, 37 quarterback hits and a pair of forced fumbles and fumble recoveries each.
- In 2022, notched 42 tackles, 2.5 sacks and tied a career high with 10 pass breakups. Also tied career highs with a fumble recovery and a forced fumble.
- Recorded a career-high eight solo tackles in Week 14 at Detroit in 2022.
- Started all 16 games and was named a team captain for the first time in his career as a Giant in 2020.
- Played in 45 games with 15 starts at Alabama from 2013-16, helping team to national title in 2015 with a win over Clemson in the title game. As a senior in 2016, lost in national championship game to Clemson two years after falling in national semifinal game to Ohio State in 2014.
- Had a career 122 tackles, 11.5 TFLs and five sacks.

DALVIN TOMLINSON

POSITION DEFENSIVE TACKLE

HEIGHT 6-3

WEIGHT 325

SCHOOL ALABAMA

BORN 2/18/1994

ACQUIRED UFA (MIN.) - '23

EXPERIENCE 7TH

PERSONAL

- Native of McDonough, Ga. And attended Henry Country High School.
- A talented musician who plays piano, trumpet and the drums and is an artist who excels at pencil drawing.

BEYOND FOOTBALL

- Was the Giants 2020 Walter Payton Man of the Year nominee and 2019 nominee for the NFL's Anything but Ordinary Player of the Year award.
- Kicked off Crucial Catch Month by visiting the American Cancer Society's Hope Lodge in New York, where families stay free of charge while receiving cancer treatments.
- During Salute to Service month, played video games with veterans through the Wounded Warrior Project as well as led the veterans on a tour of the Vikings' facility.
- Joined several teammates and the Newark Bronze Shields, the African-American police officers association within the Newark Police Department, to host a discussion with high school student-athletes about the importance of academics, selecting college majors, academic demands of a college athlete, sports-related occupations and life after sports.
- Attended the Fuel Up to Play 60 Summit in Cleveland, Ohio, and encouraged nearly 300 student leaders from around the country about nutrition and physical fitness.

STAFF

PLAYERS

2021 SEASON

HISTORY

RECORDS

GAME DAY

TOMLINSON'S CAREER STATISTICS

		TACKLES										INTERCEPTIONS					FUMBLES				
Year	Team	GP	GS	Tot	Solo	Asst	Sk	Yds	No	Yds	La	TD	PD	FF	FR	Yds	TD	PD	FF	FR	
2017	NVG	16	16	50	30	20	1	9	0	0	0	0	1	0	0	0	0	0	0	0	
2018	NVG	16	16	50	28	22	0	0	0	0	0	0	0	0	0	0	0	0	0	0	
2019	NVG	16	16	49	29	20	0	0	0	0	0	0	0	0	0	0	0	0	0	0	
2020	NVG	18	18	48	25	24	0	0	0	0	0	0	4	0	0	0	0	0	0	0	
2021	Min	18	18	38	17	22	0	0	0	0	0	0	2	0	0	0	0	0	0	0	
2022	Min	13	13	42	20	22	0	0	0	0	0	0	0	0	0	0	0	0	0	0	
2022 Totals		93	93	250	143	106	1	9	0	0	0	0	7	2	0	0	0	0	0	0	

PLAYOFFS

Year	Team	GP	GS	Tot	Solo	Asst	Sk	Yds	No	Yds	La	TD	PD	FF	FR	Yds	TD	PD	FF	FR
2022	Min	1	1	1	1	0	0	0	0	0	0	0	0	0	0	0	0	0	0	0

ADDITIONAL STATISTICS: Multiple-rock games - None. Career sacks - None. Career sacks - Nick Cousins (L), Sam Darmond (L), Andy Dalton (R), Ryan Fitzpatrick (L), Cheyne Hawkins (R), Justin Harts (R), Baker Mayfield (L), Kyle Murray (L), Aaron Rogers (L), Alex Smith (R), Matthew Stafford (L), Interceptions - None.

SINGLE-GAME HIGHS & CAREER MILESTONES: TACKLES - 10, at Det., 10/11/02. INTERCEPTIONS: None. Yards - None. Long - None. TDs - None. FUMBLES Forced - 1, twice at Phi., 10/27/09, at No., 10/28/09. Recovered - 1, twice at Car., 10/27/02, vs. GB, 9/11/02. Passes defensed - 1, seven times vs. Was., 10/17/17, at Chi., 9/10/20; at LAC, 10/16/20; at Phi., 10/10/20; at Wex., 11/18/20; at LAC, 11/24/21; vs. LAC, 12/16/21. Sacks - 11, last at GB, 11/26, NFL debut, at Dal., 8/10/17. First NFL start, at Dal., 8/10/17. First NFL sack, at Was., 11/23/17. First NFL interception: None. Last NFL interception: None.

TOMLINSON'S GAME-BY-GAME STATISTICS

		TACKLES										INTERCEPTIONS					FUMBLES				
Date	Opp	GP	GS	Tot	Solo	Asst	Sk	Yds	No	Yds	La	TD	PD	FF	FR	Yds	TD	PD	FF	FR	
9/11	GB-W	1	DT	1	0	1	0	0	0	0	0	-	0	0	0	0	0	0	0	0	
9/19	PHI-L	1	DT	1	0	1	0	0	0	0	0	-	0	0	0	0	0	0	0	0	
9/25	Dal-W	1	DT	4	1	3	0	0	0	0	0	-	0	0	0	0	0	0	0	0	
10/2	NO-W	1	DT	4	1	3	0	0	0	0	0	-	0	0	0	0	0	0	0	0	
10/9	Chi-W	1	DT	1	0	1	0	0	0	0	0	-	0	0	0	0	0	0	0	0	
10/16	Min-W	1	DT	1	0	1	0	0	0	0	0	-	0	0	0	0	0	0	0	0	
10/23	ARI-W	1	DT	2	1	1	0	0	0	0	0	-	0	0	0	0	0	0	0	0	
11/6	Was-W																				
11/13	at Bal-W																				
11/20	at Bal-L																				
11/24	NEW	1	DT	2	2	0	0	0	0	0	0	-	0	0	0	0	0	0	0	0	
12/11	NO-W	1	DT	10	6	4	0	0	0	0	0	-	0	0	0	0	0	0	0	0	
12/17	Dal-L	1	DT	4	1	3	0	0	0	0	0	-	0	0	0	0	0	0	0	0	
12/18	Dal-W	1	DT	2	1	1	0	0	0	0	0	-	0	0	0	0	0	0	0	0	
1/1	IND-W	1	DT	4	2	2	0	0	0	0	0	-	0	0	0	0	0	0	0	0	
1/6	at Chi-W	1	DT	0	0	0	0	0	0	0	0	-	0	0	0	0	0	0	0	0	
2022 Totals	14	14	45	29	16	13	0	0	0	0	0	-	0	0	0	0	0	0	0	0	
2023	NVG	1	DT	6	2	4	0	0	0	0	0	-	0	0	0	0	0	0	0	0	

• NFC Wild Card Round

2021, MINNESOTA

		TACKLES										INTERCEPTIONS					FUMBLES				
Date	Opp	GP	GS	Tot	Solo	Asst	Sk	Yds	No	Yds	La	TD	PD	FF	FR	Yds	TD	PD	FF	FR	
9/12	at Dal-L	1	DT	4	2	2	0	0	0	0	0	-	0	0	0	0	0	0	0	0	
9/19	at Ari-L	1	DT	3	0	3	0	0	0	0	0	-	0	0	0	0	0	0	0	0	
9/26	San-W	1	DT	2	2	0	0	0	0	0	0	-	0	0	0	0	0	0	0	0	
10/3	Dal-L	1	DT	3	2	1	0	0	0	0	0	-	0	0	0	0	0	0	0	0	
10/10	Dal-W	1	DT	1	0	1	0	0	0	0	0	-	0	0	0	0	0	0	0	0	
10/17	at Car-W	1	DT	4	0	4	0	0	0	0	0	-	0	0	0	0	0	0	0	0	
10/24	at Bal-L	1	DT	3	1	2	0	0	0	0	0	-	0	0	0	0	0	0	0	0	
11/7	at Bal-L	1	DT	0	0	0	0	0	0	0	0	-	0	0	0	0	0	0	0	0	
11/14	LAC-W	1	DT	2	0	2	0	0	0	0	0	-	0	0	0	0	0	0	0	0	
11/21	GB-W	1	DT	3	0	3	0	0	0	0	0	-	0	0	0	0	0	0	0	0	
11/25	at Dal-L	1	DT	1	1	0	0	0	0	0	0	-	0	0	0	0	0	0	0	0	
11/29	PHI-W	1	DT	2	1	1	0	0	0	0	0	-	0	0	0	0	0	0	0	0	
12/6	at Chi-W	1	DT	0	0	0	0	0	0	0	0	-	0	0	0	0	0	0	0	0	
12/13	LAC-L	1	DT	3	3	0	0	0	0	0	0	-	0	0	0	0	0	0	0	0	
1/3	at SB-L	1	DT	1	1	0	0	0	0	0	0	-	0	0	0	0	0	0	0	0	
1/9	Chi-W	1	DT	6	4	2	0	0	0	0	0	-	0	0	0	0	0	0	0	0	

• AFC Wild Card Round

2021 Totals

		10	16	19	17	20	20	11	0	0	0	0	0	0	0	0	0	0	0	0
2021, NEW YORK GIANTS																				
Date	Opp	GP	GS	Tot	Solo	Asst	Sk	Yds	No	Yds	La	TD	PD	FF	FR	Yds	TD	PD	FF	FR
9/13	PHI-L	1	DT	3	1	2	0	0	0	0	0	-	0	0	0	0	0	0	0	0
9/20	at Chi-L	1	DT	5	3	2	0	0	0	0	0	-	0	0	0	0	0	0	0	0
9/27	at SF-L	1	DT	6	3	3	0	0	0	0	0	-	0	0	0	0	0	0	0	0
10/4	at LAC-L	1	DT	2	1	1	0	0	0	0	0	-	0	0	0	0	0	0	0	0
10/11	at Dal-L	1	DT	6	4	2	0	0	0	0	0	-	0	0	0	0	0	0	0	0
10/18	at NYG	1	DT	9	1	7	0	0	0	0	0	-	0	0	0	0	0	0	0	0
10/25	at Phi-L	1	DT	3	3	0	0	0	0	0	0	-	0	0	0	0	0	0	0	0
11/1	PHI-L	1	DT	3	2	1	0	0	0	0	0	-	0	0	0	0	0	0	0	0
11/8	at NYG	1	DT	11	0	11	0	0	0	0	0	-	0	0	0	0	0	0	0	0
11/15	PHI-W	1	DT	1	0	1	0	0	0	0	0	-	0	0	0	0	0	0	0	0
11/22	at San-W	1	DT	1	0	1	0	0	0	0	0	-	0	0	0	0	0	0	0	0
11/29	ARI-L	1	DT	3	2	1	0	0	0	0	0	-	0	0	0	0	0	0	0	0
12/6	at Dal-L	1	DT	3	0	3	0	0	0	0	0	-	0	0	0	0	0	0	0	0
12/13	PHI-W	1	DT	4	3	1	0	0	0	0	0	-	0	0	0	0	0	0	0	0
1/9	at Dal-W	1	DT	2	2	0	0	0	0	0	0	-	0	0	0	0	0	0	0	0
2021 Totals		16	16	89	48	41	0	0	0	0	0	0	0	0	0	0	0	0	0	0

2019, NEW YORK GIANTS

		TACKLES										INTERCEPTIONS					FUMBLES				
Date	Opp	GP	GS	Tot	Solo	Asst	Sk	Yds	No	Yds	La	TD	PD	FF	FR	Yds	TD	PD	FF	FR	
9/8	at Dal-L	1	DT	2	1	1	0	0	0	0	0	-	0	0	0	0	0	0	0	0	
9/15	Buf-L	1	DT	3	1	2	0	0	0	0	0	-	0	0	0	0	0	0	0	0	
9/22	at TBW	1	DT	11	0	11	0	0	0	0	0	-	0	0	0	0	0	0	0	0	
9/29	Was-W	1	DT	2	0	2</															

5



CAREER TRANSACTIONS

Selected by the Indianapolis Colts in the fifth round (161st overall) of the 2017 NFL Draft...Signed by the Cleveland Browns as an unrestricted free agent on March 19, 2021... Signed by the Browns as an unrestricted free agent on March 25, 2022.

KEY NOTES

- For his career, started 63 of 73 games played and recorded 463 tackles, 4.5 sacks, three picks, 15 pass breakups, a forced fumble and a pair of fumble recoveries.
- 2022 Browns team captain, selected by teammates.
- Started first three games of season at MIKE, compiling 13 tackles (seven solo) and two passes defended.
- Placed on injured reserve (quad) following Thursday night win vs. Steelers in Week 3. Injury required surgery and missed the remainder of the season.
- Led the Browns in tackles (113) in 2021, despite missing four games.
- Only player in the NFL to record at least 15 tackles in two games in 2020.
- Recorded a single-game career high 17 tackles against Jacksonville on Dec. 29, 2019.
- During time at Northwestern, started 33 of 38 contests in three seasons amassing 278 tackles, 7.5 sacks, six forced fumbles, six fumble recoveries 12 pass breakups and four interceptions (one returned for a touchdown).

PERSONAL

- Native of Miami, Fla. and attended Monsignor Edward Pace, where he played both sides of the ball at linebacker, wide receiver and defensive back.
- Majored in learning and organizational change at Northwestern.
- Spent a month as an intern for the Miami Heat following his rookie campaign

ANTHONY WALKER JR.

POSITION LINEBACKER

HEIGHT 6-1

WEIGHT 235

SCHOOL NORTHWESTERN

BORN 8/8/1995

ACQUIRED UFA (IND.) - '21

EXPERIENCE 6TH

with the Colts in 2017. Strong passion for learning the business operations side of professional sports and made a connection with Heat assistant coach Chris Quinn during time at Northwestern, which led to opportunity with the Heat.

BEYOND FOOTBALL

- Member of the National Honor Society in high school.
- Participated in numerous community events during time with Colts, including Colts Youth Football Camp, annual Playground Build, Team Smile event, The Haunted Runway show for kids battling cancer and Pros vs. GI Joes event.
- Made it to the Junior Olympics in track and field and placed in the 400 meters.
- Donated \$5,000 to his alma mater's (Pace) football program in 2019 during his jersey retirement ceremony, becoming the seventh player for Pace to have their jersey retired.

WALKER JR.'S CAREER STATISTICS

Year	Team	TACKLES					INTERCEPTIONS					FUMBLES				
		GP	GS	Tot	Solo	Asst	Sk	Yds	No	Yds	Lg	TD	FF	FR	Yds	
2017	Ind	30	2	39	8	31	0.0	0	0	0	0	0	0	0	0	0
2018	Ind	15	14	100	69	29	1.0	6.0	1	11	11	0	4	0	1	0
2019	Ind	16	16	123	93	40	2.5	3.0	1	0	0	2	1	0	0	
2020	Ind	16	16	91	64	27	0.0	0.0	1	11	11	0	5	0	1	0
2021	Cle	13	12	112	69	44	1.0	5.0	0	0	0	0	2	0	0	0
2022	Cle	9	9	13	7	6	0.0	0.0	0	0	0	0	2	0	0	0
NFL totals		73	63	463	299	164	4.5	14.0	3	22	22	0	15	1	2	0

PLAYOFFS

Year	Team	TACKLES					INTERCEPTIONS					FUMBLES				
		GP	GS	Tot	Solo	Asst	Sk	Yds	No	Yds	Lg	TD	FF	FR	Yds	
2018	Ind	2	2	16	7	9	0.0	0.0	0	0	0	0	0	0	0	0
2020	Ind	1	1	0	0	0	0.0	0.0	0	0	0	0	0	0	0	0
NFL totals		3	3	16	7	9	0.0	0.0	0	0	0	0	0	0	0	0

ADDITIONAL STATISTICS: Career sacks - Joe Burrow (1.0), Derek Carr (1.0), Will Grier (1.0), Deshaun Watson (1.0), Ryan Tannehill (0.5). Interceptions - 3: Will Grier (1), Baker Mayfield (1), Carson Wentz (1). Special teams tackles: 3 in 2017, 1 in 2018, 1 in 2019, 1 in 2020.

SINGLE-GAME HIGHS & CAREER MILESTONS: TACKLES - 17 at Jan. 12/20/19. Solo - 12, twice: last at Jan. 12/20/19. INTERCEPTIONS - 1, three times: last at Cts. 10/11/20. Yards - 11, twice: last at Cts. 10/11/20. Long - 11, twice: last at Cts. 10/11/20. TDs - None. FUMBLES: Forced - 1 in Ten. 10/11/20. Recovered - 1, twice: last vs. Ten. 10/11/20. Passes defended: 2, twice: last at Cts. 10/11/20. vs. Wk. 9/18/20. Sacks - 1.0, three times: last at Cts. 11/2/21. NFL debut: at LAR, 9/10/17. First NFL start: vs. Was., 9/17/17. First NFL sack: at Mia., 10/25/15. First NFL interception: at Bal., 10/29/17. Last NFL interception: at Cts. 10/11/20.

P.J. WALKER

POSITION QUARTERBACK

HEIGHT 5-11

WEIGHT 215

SCHOOL TEMPLE

BORN 2/26/1995

ACQUIRED FA-'23

EXPERIENCE 4TH

in 2019, before joining the Panthers

CAREER TRANSACTIONS

Originally signed by the Indianapolis Colts as an undrafted free agent on May 4, 2017... Waived by the Colts on Sept. 2, 2017... Added to Colts' practice squad on Sept. 3, 2017... Elevated to Colts' active roster on Jan. 1, 2018... Waived by the Colts on Sept. 1, 2018... Added to Colts' practice squad on Sept. 2, 2018... Waived by the Colts on Sept. 18, 2018... Added to Colts' practice squad on Sept. 22, 2018... Waived by the Colts on Oct. 16, 2018... Added to Colts' practice squad on Oct. 20, 2018... Waived by the Colts on Oct. 23, 2018... Added to Colts' practice squad on Oct. 26, 2018... Waived by the Colts on Nov. 15, 2018... Added to Colts' practice squad on Nov. 16, 2018... Waived by the Colts on Nov. 21, 2018... Added to Colts' practice squad on Nov. 23, 2018... Waived by the Colts on Nov. 30, 2018... Added to Colts' practice squad on Dec. 1, 2018... Waived by the Colts on Dec. 4, 2018... Added to Colts' practice squad on Dec. 26, 2018... Added to Colts' practice squad on Dec. 29, 2018... Elevated to Colts' active roster on Jan. 1, 2019... Waived by the Colts on Aug. 31, 2019... Added to Colts' practice squad on Sept. 1, 2019... Waived by the Colts on Sept. 4, 2019... Signed by the Carolina Panthers to two-year contract on March 23, 2020... Resigned by Panthers to one-year contract as exclusive free agent on Jan. 10, 2022... Declared a free agent on March 15, 2023... Signed by the Chicago Bears to two-year contract as unrestricted free agent on March 15, 2023... Waived by Bears on Aug. 27, 2023... Added to Cleveland Browns' practice squad on Aug. 30, 2023

KEY NOTES

- Appeared in 15 games with seven starts while with the Carolina Panthers (2020-22)
- Completed 167 of 228 passes for 1,461 yards and five touchdowns
- Spent time on the Colts' practice squad and with the XFL's Houston Roughnecks

PERSONAL

- Native of Elizabeth, NJ. and attended Elizabeth High School.
- Played for four years at Temple University. and is the all-time leader in pass attempts (1,410), Completions (803), passing yards (10,273), TD passes (72) and total offense (11,100) for the Owls.
- Majored in adult and organizational development
- Full name is Phillip Walker, goes by P.J.

WALKER'S CAREER STATISTICS

PASSING														
Year	Team	GP	GS	Att	Comp	Pct	Yds	Yds/A	TD	Int	Lg	SK	Yds/Int	Rating
2020	Car	4	1	56	32	57.1	385	6.9	1	5	52	4	91	45.9
2021	Car	5	1	66	36	54.5	382	5.8	1	3	24	7	4	56.5
2022	Car	6	1	108	63	58.3	723	6.7	1	3	62	7	26	75.0
NFL totals		15	7	230	131	57.5	1491	6.6	3	11	62	18	104	63.0

RUSHING													
Year	Team	GP	GS	No	Yds	Yds/A	TG	INT	Lg	SK	Fumbles	Yds/Fum	Rating
2020	Car	4	1	5	-2	-0.4	2	0					
2021	Car	5	1	7	13	1.9	0	0					
2022	Car	6	1	8	39	4.9	0	0					
NFL totals		15	7	10	50	5.0	2	0					

ADDITIONAL STATISTICS: Career record as starting QB: 4-3 (171) 300-yard passing games: 1 (2021); at AHL, 10/30/22; FUMBLES: 4 (1) total.

SINGLE-GAME HIGHS & CAREER MILESTONES: PASSING: Attempts - 35, at AHL, 10/30/22; QB Rating - 84, at AHL, 11/22/22; Completion percentage - 83.3, vs. SF, 10/26/22; Yards - 310, at AHL, 10/29/22; TDs - 2, vs. TB, 10/29/22; Long - 62, at AHL, 10/29/22; QB Rating - 105.1, vs. TB, 10/29/22; Interceptions - 3, at MD, 11/6/21; RUSHING: Attempts - 5, vs. Det., 11/20/22; Yards - 20, at AHL, 10/30/22; TDs - NA; NFL debut: vs. NE, 10/25/20; First NFL start: at Det., 11/22/22.

WALKER'S GAME-BY-GAME STATISTICS

2022, CAROLINA

Date	Opp	PASSING										RUSHING			
		GP	GS	Att	Comp	Pct	Yds	TD	INT	Lg	SK	Yds	Att	Yds	TD
9/10	Car														
9/18	NYG														
9/25	NO														
10/2	ARI														
10/9	SF	1	0	8	5	62.5	83.8	0	0	22	2	108.3	0	0	
10/16	LAR	1	0	16	10	62.5	0	0	18	2	63.9	1	1	0	
10/23	TB	1	0	22	16	72.7	2	0	29	1	128.5	0	0	0	
10/30	AHL	1	0	36	19	52.8	1	1	62	1	60.4	1	20	0	
11/6	CHI	1	0	10	2	20.0	0	2	5	0	0	1	6	0	
11/10	Ari-W	1	0	18	10	55.6	0	0	43	1	62.3	3	14	0	
11/20	Det-L														
11/27	Det-W														
12/11	at Sea-W														
12/18	Phe-L														
12/24	Det-W														
1/1	at TB-L														
1/8	at NO-W														
2022 totals		3	1	66	36	54.5	1	3	24	7	56.5	7	13	0	

2021, CAROLINA

Date	Opp	PASSING										RUSHING			
		GP	GS	Att	Comp	Pct	Yds	TD	INT	Lg	SK	Yds	Att	Yds	TD
9/22	NO														
9/29	NO														
9/29	at Sea-W														
10/3	Det-L														
10/10	Phe-L														
10/17	Min-L														
10/24	at NYG-L	1	1	14	3	21.4	0	0	19	3	39.6	1	13	0	
10/31	at Ari-W	1	0	0	0	0	0	0	0	0	39.6	1	1	0	
11/7	NE														
11/14	at Ari-W	1	0	29	22	75.9	0	1	17	0	74.9	3	6	0	
11/21	Wash-L														
11/28	at Min-L	1	1	5	4	80.0	1	2	4	4	40.4	0	0	0	
12/12	Ari-L	1	1	12	6	50.0	1	1	19	0	62.8	2	6	0	
12/19	at Buf-L														
12/26	TB-L														
1/2	at NO-L														
1/9	at TB-L														
2021 totals		6	1	69	39	56.5	1	3	24	7	56.5	7	13	0	

2021 CAROLINA

Date	Opp	GP	PASSING						RUSHING								
			GS	Ath	Comp	Yds	Pct	TD	INT	LG	SK	Rtg	Ath	Yds	TD		
9/13	LV-L																
9/20 at	TB-L																
9/27 at	LAC-W																
10/4	Ar-W																
10/11 at	AH-W																
10/18	Chi-L																
10/25 at	NO-L																
10/29	At-L	1		4	1	3	25	0	0	3	0	39.6	0	0	0	0	0
11/8 at	KC-L																
11/15	TB-L	1		4	2	12	50	0	0	17	1	56.3	0	0	0	0	0
11/22	Det-W	1	QB	24	24	258	70.8	1	2	22	1	77.8	5	-2	0	0	0
11/29 at	Min-L																
12/13	Det-L																
12/19 at	GB-L																
12/27 at	Was																
1/3	NO-L	1		14	5	95	68.7	0	3	31	2	20.5	0	0	0	0	0
2020 Totals		4	1	58	32	388	67.1	1	5	62	4	45.9	5	-2	0	0	0

STAFF

PLAYERS

2021 SEASON

HISTORY

RECORDS

GAME DAY

21



CAREER TRANSACTIONS

Selected by the Cleveland Browns in the first round (4th overall) of the 2018 NFL Draft.

AWARDS/HONORS

- Voted to the Pro Bowl in 2018 and 2021.
- Named AFC Special Teams Player of the Week for Week 5 in 2018.
- Two-time Pepsi NFL Rookie of the Week (Week 1, Week 5) in 2018.
- 2021 Browns Walter Payton Man of the Year.

KEY NOTES

- Signed five-year extension in 2022 which runs through the 2027 season.
- Since entering the league in 2018, ranks second in the NFL in passes defended with 65.
- Recorded a 99-yard interception return for a touchdown at Cincinnati on Nov. 7, 2021. The play was the longest interception return in the NFL since 2018 and the second-longest in Browns history.
- Registered four career defensive touchdowns (two interception returns and two fumble returns).
- Only player in the NFL with two fumble return touchdowns in 2022. Tied for Browns lead with 15 passes defended in 2022.
- Led team with 10 passes defended and tied for team lead with three interceptions in 2021.
- Became the sixth Browns rookie to be named to the Pro Bowl and first since Joe Thomas in 2007.
- Tied for second in the NFL with a career-high 18 passes defended in 12 games in 2020.
- Set career high with four passes

DENZEL WARD

POSITION CORNERBACK

HEIGHT 5-11

WEIGHT 190

SCHOOL OHIO STATE

BORN 4/28/1997

ACQUIRED D1B - '18

EXPERIENCE 6TH

defensed, including an interception against Philadelphia on Nov. 22, 2020.

- Recorded first career touchdown following a 61-yard interception return for a score against Cincinnati on Dec. 8, 2019.
- Finished tied for second among all NFL rookies with three interceptions in 2018.
- Became fourth-youngest player in NFL history with two interceptions in a game after recording two during his NFL debut in Week 1 in 2018.
- Joined Clarence Scott (Sept. 19, 1971) as only Browns rookies to record two INTs in NFL debut.
- Played high school (Nordonnia), college (Ohio State) and professional (Browns) football all in the state of Ohio.

PERSONAL

- Native of Macedonia, Ohio and attended Nordonnia High School. Helped lead the school to a 14-1 record and the Division II state championship game in 2014.
- Qualified for state multiple times in track and field as part of Nordonnia's 4x400-meter relay and as a long jumper.
- Majored in sports industry at Ohio State.
- Likes fixing houses and would be in real estate if he wasn't playing football.

BEYOND FOOTBALL

- Created the "Make Them Know Your Name" Foundation focused on heart health education, prevention, and treatment. Ward's father, Paul G. Ward Jr., passed away due to cardiac arrest that ultimately could have been prevented with earlier detection and intervention. "Make Them Know Your Name" is a mantra for Ward both on and off the field, inspired by his father.

STAFF

PLAYERS

2021 SEASON

HISTORY

RECORDS

GAME DAY



DESHAUN WATSON

POSITION QUARTERBACK

HEIGHT 6-3

WEIGHT 221

SCHOOL CLEMSON

BORN 9/14/1995

ACQUIRED TR. (HOU.) - '22

EXPERIENCE 7TH



CAREER TRANSACTIONS

Selected by the Houston Texans in the first round (12th overall) of the 2017 NFL Draft... Traded to the Cleveland Browns on March 20, 2022.

AWARDS/HONORS

- Three-time Pro Bowl selection (2018-20).
- Two-time AFC Offensive Player of the Month (October 2017 and October 2019).
- Five-time AFC Offensive Player of the Week (Week 4 2017, Week 3 2019, Week 5 2019, Week 13 2019 and Week 11 2020).
- NFL Offensive Rookie of the Month in October 2017.
- FedEx Air NFL Player of the Week in Week 4 2017.
- Named to PFWA's 2017 NFL All-Rookie team.

KEY NOTES

- Entering 2023, has recorded the second-highest completion percentage in NFL history (67.0 percent) among all players with at least 1,800 passing attempts, trailing only Drew Brees (67.7 percent).
- Led the NFL in passing yards with 4,823 in 2020.
- Set Texans franchise record with 33 passing touchdowns in 2020.
- Became the first player in NFL history to record consecutive seasons (2018-19) with at least 25 passing touchdowns and five rushing touchdowns.
- First player in NFL history to surpass 10,000 career passing yards and 1,000 career rushing yards in his first 40 games.
- Went 3-3 as a starter during first season in Cleveland.
- Registered a 121.2 rating during Wild Card win against Buffalo on Jan. 4, 2020,

and threw for 388 yards in the Divisional Round at Kansas City the following week.

- Amassed five passing touchdowns three times in a game and did not record an interception in any of those three contests.
- Registered a career-high 426 passing yards against Atlanta on Oct. 6, 2019.
- Went 32-3 as a starter at Clemson, helping the team win the 2016 National Championship. Won the Davey O' Brien Award as the top NCAA QB in 2015 and 2016. Threw for 10,163 yards and 90 touchdowns.

PERSONAL

- Four-year starter at Gainesville (Ga.) High School. Set state career records for total offense (17,134) and total touchdowns (218).
- Earned degree in communications from Clemson.

BEYOND FOOTBALL

- Launched Deshaun Watson Foundation in 2019, dedicated to education, health, housing and other charitable causes that support families and youth in underserved communities.
- In 2006, at the age of 11, Atlanta Falcons running back Warrick Dunn donated a home to Watson's family through Dunn's charity Homes for the Holidays, in partnership with Habitat for Humanity.
- In 2017, donated his first NFL game check of approximately \$27,000 to NRG Stadium cafeteria employees affected by Hurricane Harvey.



JEDRICK WILLS JR.

POSITION TACKLE

HEIGHT 6-4

WEIGHT 307

SCHOOL ALABAMA

BORN 5/17/1999

ACQUIRED D1 - '20

EXPERIENCE 4TH

CAREER TRANSACTIONS

Originally drafted by the Cleveland Browns in the first round (10th overall) of the 2020 NFL Draft.

AWARDS/HONORS

- 2020 NFL Pepsi Zero Sugar Rookie of the Week for Week 10, becoming just the fourth offensive lineman to win the award since its inception in 2002 and first since 2013.
- Named to PFWA's 2020 NFL All-Rookie team.

KEY NOTES

- Started all 17 games at LT in 2022 and helped the Browns compile 2,490 rushing yards, the third-highest total in team history and most since 1963 (2,639).
- Opened holes for RB Nick Chubb who has ranked among the NFL's top rushers, including finishing third in rushing yards in 2022 and second in 2021.
- Part of an offensive line that aided the Browns to lead the NFL in rushing average in 2021 with a 5.09 mark, the highest average by a Browns team since 1966.
- Paved the way for the Browns to finish third in the NFL in rush yards (2,374) and fifth in yards per carry (4.80 avg.) in 2020. Helped the Browns record four games with at least 200 rushing yards, their most in a season since 1978.
- Helped Chubb (1,067) and Kareem Hunt (841) become the only pair of teammates to each record 840-plus rushing yards in 2020, highlighted in a win against Houston on Nov. 15, when Chubb (126) and Hunt (104) became the first Browns to each record 100 yards rushing in the same game since 1966.
- Helped anchor the Crimson Tide's offensive line that ranked third nationally, allowing just 0.92 sacks per game, surrendering only 12 sacks in 406 pass attempts during the 2019 season.

- Part of Alabama's offense that ranked No. 2 nationally in scoring (47.2 ppg), third in passing (342.2 ypg) and sixth in total offense (510.8 ypg). Started 29 games at right tackle, including 28 straight to end his career.

PERSONAL

- Native of Lexington, Ky. and attended Lafayette High School.
- Selected to the Under Armour All-America Game, the only player from the state of Kentucky to be invited.
- First team All-State selection as a senior and a second-team honoree in 2016 by the (Louisville) Courier-Journal.
-

BEYOND FOOTBALL

- Hosted the inaugural Jed Wills Winter Blast during the 2020 holiday season. Wills paid for a new car for one woman in need, as well as rent for a family that lost its home in a fire and \$50,000 of toys, gifts and cash to five families in the Cleveland area.
- Supported the NFL's My Cause My Cleats by representing the Cleveland Animal Protective League, whose mission is to foster compassion and end suffering for animals relinquished by their guardians, animals that are rescued from abuse or neglect, and stray or abandonment. Wills adopted a dog in the summer of 2022.

WILLS' CAREER STATISTICS

Year	Team	GP	GS
2020	Cle	15	15
2021	Cle	13	13
2022	Cle	17	17
NFL Totals		45	45

PLAYOFFS

Year	Team	GP	GS
2020	Cle	2	2

CAREER MILESTONES: NFL debut at Bal., 9/12/20. First NFL start at Bal., 9/13/20.

12



CAREER TRANSACTIONS

Originally drafted by the Cleveland Browns in the sixth round (202nd overall) of the 2002 NFL Draft.

KEY NOTES

- Played in 10 games during his rookie campaign in 2002, posting five catches for 45 yards.
- Started 38 of 43 games in his collegiate career from 2018-21, catching 118 passes for 1,648 yards and 12 touchdowns.
- Earned honorable mention All-Big 12 honors from league's coaches in 2021 after transferring to Oklahoma from Arkansas and started nine of 11 games and hauling in 35 receptions for 400 yards and a pair of scores.

PERSONAL

- Native of Magnolia, Texas and attended Magnolia High School.
- Got into photography at the beginning of the pandemic and started his own YouTube channel (WoodVille), now at over 5,000 subscribers.
- Enrolled at Arkansas early and graduated in three years with a degree in recreation and sport management.

MICHAEL WOODS II

POSITION WIDE RECEIVER

HEIGHT 6-1

WEIGHT 204

SCHOOL OKLAHOMA

BORN 3/19/2000

ACQUIRED D6 - '22

EXPERIENCE 2ND

WOODS II'S CAREER STATISTICS

Year	Team	RECEIVING							RUSHING				
		GP	GS	Re	Yds	Avg	LG	TD	Att	Yds	Avg	LG	TD
2002	Cle	10	0	5	45	9.0	15	0	1	-5	-5.0	-5	0

WOODS II'S GAME-BY-GAME STATISTICS

2002, CLEVELAND													
Date	Opp	GP	GS	Re	Yds	Avg	LG	TD	Att	Yds	Avg	LG	TD
9/11	at Car-W			***inactive - hamstring, illness***									
9/19	NFL			***inactive - coach's decision***									
9/29	Pit-W			***inactive - coach's decision***									
10/2	at Atl-L			***inactive - coach's decision***									
10/9	LAC-L			***inactive - coach's decision***									
10/16	NE-L	1		1	15	15.0	15	0					0
10/23	at Bal-L	1		0	0	-	-	0					0
10/31	Cin-W	1		1	6	6.0	6	0					0
11/3	at Min-L	1		0	0	-	-	0					0
11/20	at Buf-L	1		0	0	-	-	0					0
11/27	at TB-W			***inactive - coach's decision***									
12/9	at Hou-W			***inactive - coach's decision***									
12/11	Cin-L	1		0	0	-	-	0					0
12/17	Bal-W	1		1	4	4.0	4	0					0
12/24	NFL	1		1	5	5.0	5	0					0
1/1	at Was-W	1		0	0	-	-	0					0
1/8	at Pit-L	1		1	15	15.0	15	0					0
2002 totals		10	0	6	45	9.0	15	0					0

CAREER MILESTONES: Special teams tackles: 1. NFL debut: vs. NE, 10/16/02. First NFL start: N/A. First NFL catch: 15 yards (1)Brisett vs. NE, 10/16/02.

91



CAREER TRANSACTIONS

Originally drafted by the Cleveland Browns in the third round (78th overall) of the 2022 NFL Draft.

KEY NOTES

- Played in all 17 games as a rookie in 2022, totaling 28 tackles, five passes defended and one forced fumble.
- Played in 31 games from 2019-21 at UAB, posting 91 tackles, 11.5 sacks, five pass breakups, three forced fumbles and two fumble recoveries.
- Second Team All-Conference USA in 2021 after playing in 12 games with eight starts. Tallied 46 tackles on the season with seven sacks, three pass breakups and two forced fumbles.

PERSONAL

- Native of Elba, Ala. and attended Elba High School.
- Grew up in Ala., near where nine-time Pro Bowler DeMarcus Ware is from. Idolized him, watched his film and picked the same number (94) as Ware once joining the Browns.
- Played wide receiver in high school.
- Also played the saxophone and clarinet in the high school band.

ALEX WRIGHT

POSITION DEFENSIVE END

HEIGHT 6-5

WEIGHT 267

SCHOOL UAB

BORN 9/5/2000

ACQUIRED D3B - '21

EXPERIENCE 2ND

BEYOND FOOTBALL

- Hosted a youth football camp in his hometown of Elba, Ala., as well as participated in several other community events over the course of 2022.

WRIGHT'S CAREER STATISTICS

Year	Team	TACKLES							INTERCEPTIONS				FUMBLES			
		GP	GS	Tot	Solo	Asst	Sk	Yds	No	Yes	Lg	TD	PD	FF	FR	Yds
2022	Cle	17	5	28	18	10	0.0	0.0	0	0	-	0	5	0	1	0

WRIGHT'S GAME-BY-GAME STATISTICS

2022, CLEVELAND		TACKLES							INTERCEPTIONS				FUMBLES			
Date	Opp	GP	GS	Tot	So	As	Sk	Yds	Int	W	Lg	TD	PD	FF	FR	
8/11	at Cin-W	1	2	2	0	0.0	0.0	0	-	0	-	0	1	0	0	
8/18	NV-L	1	0	0	0	0.0	0.0	0	-	0	-	0	1	0	0	
8/22	PH-W	1	DE	2	0	2	0.0	0.0	0	0	-	0	0	0	0	
10/02	at ARI	1	DE	4	2	2	0.0	0.0	0	0	-	0	0	0	0	
10/09	LAC-L	1	2	2	0	0.0	0.0	0	0	-	0	0	0	0	0	
10/16	NE-L	1	DE	2	2	0	0.0	0.0	0	0	-	0	0	0	0	
10/23	at Buf-L	1	2	2	0	0.0	0.0	0	0	-	0	0	0	0	0	
10/31	Cin-W	1	DE	0	0	0.0	0.0	0	0	-	0	0	0	0	0	
11/03	at MIn-L	1	2	1	1	0.0	0.0	0	0	-	0	0	0	0	0	
11/09	at Buf-L	1	1	0	1	0.0	0.0	0	0	-	0	0	0	0	0	
11/27	TB-W	1	0	0	0	0.0	0.0	0	0	-	0	1	0	0	0	
12/01	at Hous-W	1	4	1	2	0.0	0.0	0	0	-	0	1	0	0	0	
12/03	at Den-L	1	1	0	1	0.0	0.0	0	0	-	0	1	0	0	0	
12/19	Buf-W	1	1	1	0	0.0	0.0	0	0	-	0	0	0	0	0	
12/24	IND-L	1	DE	0	0	0.0	0.0	0	0	-	0	0	0	0	0	
1/1	at Min-W	1	2	0	2	0.0	0.0	0	0	-	0	0	0	0	0	
1/8	at Phi-L	1	3	0	3	0.0	0.0	0	0	-	0	0	0	0	1	
2022 totals		17	0	28	18	10	0.0	0.0	0	0	-	0	5	0	1	

CAREER MILESTONES: NFL debut at Cin., 9/11/22. First NFL start: vs. Phi., 9/20/22.

STAFF

PLAYERS

2022 SEASON

HISTORY

RECORDS

GAME DAY

89



CEDRIC TILLMAN

POSITION WIDE RECEIVER

HEIGHT 6-3

WEIGHT 215

SCHOOL TENNESSEE

BORN 4/19/2000

ACQUIRED D3A - '23

EXPERIENCE R

CAREER TRANSACTIONS

Originally selected by the Cleveland Browns in the third round (74th overall) of the 2023 NFL Draft.

KEY NOTES

- Played five seasons (2018-22) for the Vols and saw action in 44 games with 21 starts. Recorded 109 receptions for 1,622 yards and 17 touchdowns.
- His 17 receiving touchdowns finished tied for 10th in Vol career annals.
- Tallied 24 catches of 20-plus yards, 12 catches of 30-plus yards and 10 receptions of 40-plus yards.
- Produced six 100-yard receiving games, which tied for eighth in UT history.
- Set the school record for consecutive games with a touchdown catch at seven.
- Three-time member of the SEC Academic Honor Roll.

PERSONAL

- Native of Las Vegas, Nev. and attended Bishop Gorman High School with Browns QB Dorian Thompson-Robinson.
- Father, Cedric, played wide receiver at Alcorn State and was selected in the 11th round of the 1992 NFL Draft, playing four NFL seasons, including 1992-94 with the Denver Broncos and 1995 with the Jacksonville Jaguars.
- Older brother, Jamir, played wide receiver at Navy from 2013-16 and was the squad's leading receiver.
- Graduated from Tennessee in December in 2021 with a degree in communication studies.

TILLMAN'S COLLEGE STATISTICS

Year	Team	GP	RUSHING					RECEIVING				
			Att	Yds	Avg	LG	TD	Re	Yds	Avg	LG	TD
2018	Tenn	4	0	0	-	-	0	1	-9	-9	0	0
2019	Tenn	11	0	0	-	-	0	4	80	15	20+	1
2020	Tenn	2	0	0	-	-	0	2	67	22.9	40+	1
2021	Tenn	13	0	0	-	-	0	64	1081	16.9	70+	12
2022	Tenn	6	0	0	-	-	0	37	417	11.3	61+	3
Career Totals		36	0	0	-	-	0	119	1227	14.9	70+	17

62



CAREER TRANSACTIONS

Originally selected by the Cleveland Browns in the third round (98th overall) of the 2023 NFL Draft.

KEY NOTES

- Played in 40 games with 23 starts between Louisiana State (2019-20) and Baylor (2021-22).
- For his career, posted 65 tackles, five sacks and three passes batted down.
- Earned 2022 All-America Third Team (Phil Steele), 2022 All-Big 12 First Team (Coaches, AP, Phil Steele), 2022 Finalist for Polynesian Player of the Year Award, 2021 Big 12 Defensive Newcomer of the Year (Coaches), 2021 All-Big 12 Second Team (Coaches) and 2021 All-Big 12 First Team (AP).
- Played in 12 games with 11 starts at nose tackle as a senior, totaling 24 tackles, including two for a loss, with five QB hurries and two pass breakups.

SIAKI IKA

POSITION DEFENSIVE TACKLE

HEIGHT 6-3

WEIGHT 335

SCHOOL BAYLOR

BORN 11/8/2000

ACQUIRED D3B - '23

EXPERIENCE R

- Played 13 games with 12 starts as a junior and tied for the third-most sacks on the team (four) and tied for the sixth-most tackles for loss on the team (six).
- Member of LSU's 2019 National Championship team and played in 13 games at nose tackles as a true freshman, recording 17 tackles and 1.5 tackles for loss.

PERSONAL

- Native of Salt Lake City, Utah, and attended East High School.
- Majored in health, kinesiology and leisure studies.
- Has a son, Siaki Jr.

IKA'S COLLEGE STATISTICS

Year	Team	TACKLES				INTERCEPTIONS				FUMBLES		
		GP	Solo	Asst	Sk	Yds	No	Yds	Int	PD	FF	FR
2019	LSU	13	6	11	0	0	0	0	-	0	0	0
2020	LSU	9	3	2	1	5	0	0	-	0	0	0
2021	Baylor	12	14	5	4	0	0	0	-	3	0	0
2022	Baylor	12	10	14	0	0	0	0	-	2	0	0
Career		40	33	32	5	10	0	0	-	5	0	0

STAFF

PLAYERS

2021 SEASON

HISTORY

RECORDS

GAME DAY

79



DAWAND JONES

POSITION TACKLE

HEIGHT 6-8

WEIGHT 374

SCHOOL OHIO STATE

BORN 8/6/2001

ACQUIRED D4A - '23

EXPERIENCE R

CAREER TRANSACTIONS

Originally selected by the Cleveland Browns in the fourth round (111th overall) of the 2023 NFL Draft.

KEY NOTES

- Spent four seasons at Ohio State (2019-22) and played 41 games, including 27 starts.
- Started all 13 games at right guard in 2021, and all 13 games at right tackle in 2022.
- Earned first-team All-America honors in 2022 by CBSSports.com and second-team all-Big Ten Conference honors by the league's coaches.
- Earned second-team all-Big Ten Conference honors in 2021.
- Helped lead Ohio State to a No. 9 ranking nationally in total offense (490.7 ypg) and No. 2 in scoring (44.2 ppg) in 2022.

PERSONAL

- Native of Indianapolis, Ind., and attended Ben Davis High School.
- Talented two-sport athlete who also excelled on the basketball court.
- Was working on a degree in communications before electing to forego his final year of eligibility and enter the 2023 NFL Draft.

JONES' COLLEGE STATISTICS

Year	Team	GP	SS
2019	Ohio State	9	0
2020	Ohio State	6	1
2021	Ohio State	13	13
2022	Ohio State	13	13
Career Totals		41	27

STAFF

PLAYERS

2021 SEASON

HISTORY

RECORDS

GAME DAY

57



CAREER TRANSACTIONS

Originally selected by the Cleveland Browns in the fourth round (126th overall) of the 2023 NFL Draft.

KEY NOTES

- Played 40 games (30 starts) at Missouri over four years (2019-22) and totaled 103 tackles, 16.5 sacks and one forced fumble.
- His 16.5 sacks were 13th in program history.
- Started in all 12 games as a senior and recorded 7.5 sacks.

ISAIAH MCGUIRE

POSITION DEFENSIVE END

HEIGHT 6-4

WEIGHT 268

SCHOOL MISSOURI

BORN 7/27/2001

ACQUIRED D4B - '23

EXPERIENCE R

PERSONAL

- Native of Tulsa, Okla., and attended Union High School.
- Majored in general studies.

MCGUIRE'S COLLEGE STATISTICS

Year	Team	GP	TACKLES			INTERCEPTIONS				FUMBLES			
			Sols	Asst	Sk	Yes	No	Yes	Lg	PD	FF	FR	
2019	Missou	6	4	0	0	0	0	0	0	-	0	0	0
2020	Missou	10	8	10	3	18	0	0	-	0	1	0	
2021	Missou	12	29	13	6	38	0	0	-	1	1	1	
2022	Missou	12	24	15	7.5	65	0	0	-	0	1	0	
Career		40	65	38	16.5	118	0	0	-	1	3	1	

STAFF

PLAYERS

2023 SEASON

HISTORY

RECORDS

GAME DAY

17



DORIAN THOMPSON-ROBINSON

POSITION QUARTERBACK

HEIGHT 6-2

WEIGHT 203

SCHOOL UCLA

BORN 11/14/1999

ACQUIRED OSA - '23

EXPERIENCE R

PERSONAL

- Native of Las Vegas, Nev. and attended Bishop Gorman High School along with Browns WR Cedric Tillman.
- Hobbies include drawing.
- African American Studies major.

CAREER TRANSACTIONS

Originally selected by the Cleveland Browns in the fifth round (140th overall) of the 2023 NFL Draft.

KEY NOTES

- Played 50 games (40 starts) under center at UCLA from 2018-22 and completed 860 passes for 10,710 yards with 88 scores on 1,359 attempts for a 145.6 rating. Added 471 rushing attempts for 1,826 yards and 28 touchdowns.
- Starter in all 13 games as a senior and finished the season sixth in the nation in completion percentage (.696), setting a school single-season record.
- One of only two FBS QBs to finish the season with at least 27 touchdown passes and 12 rushing touchdowns (Bo Nix, Oregon).
- Completed his career as UCLA's all-time leader in total offense (12,536—only UCLA player to ever record over 12,000 yards), completions (860), total touchdowns (116), touchdown passes (88) and passing yards (10,710).

THOMPSON-ROBINSON'S COLLEGE STATISTICS

Year	Team	G	PASSING									
			Att	Comp	Pct	Yds	TD	Int	Lg	Sack	Lost	Rate
2018	UCLA	8	194	112	57.7	1,311	7	4	65	19	124	122.9
2019	UCLA	11	362	216	59.7	2,701	21	12	94*	34	302	134.9
2020	UCLA	5	136	90	66.2	1,120	12	4	65*	9	61	156.9
2021	UCLA	11	283	176	62.2	2,409	21	6	75*	20	115	153.9
2022	UCLA	13	362	266	73.5	3,889	27	10	70*	16	110	157.4
Career Totals		48	1,359	860	63.3	10,710	88	36	70*	29	718	145.6

29



CAREER TRANSACTIONS

Originally selected by the Cleveland Browns in the fifth round (142nd overall) of the 2023 NFL Draft.

KEY NOTES

- Saw action in 35 games at Northwestern with 119 tackles, 1.5 sacks, two interceptions, 20 passes defended, two forced fumbles and two fumble recoveries.
- Earned 2022 and 2021 Big Ten honorable mention honors.
- Led Northwestern and recorded a career-best nine pass breakups as a senior, as well as adding a career-best 52 total tackles.

CAMERON MITCHELL

POSITION CORNERBACK

HEIGHT 5-11

WEIGHT 191

SCHOOL NORTHWESTERN

BORN 9/8/2001

ACQUIRED D5B - '23

EXPERIENCE R

PERSONAL

- Native of Bolingbrook, Ill., and attended Bolingbrook High School.
- Four-year varsity letterwinner and two-time team captain.
- Father, Deon, played wide receiver at Northern Illinois.

MITCHELL'S COLLEGE STATISTICS

Year	Team	TACKLES				INTERCEPTIONS				FUMBLES		
		SP	Solo	Asst	Sk	Yds	No	Yds	Lg	PD	FF	FR
2019	NW	4	1	-	-	0	0	-	-	-	-	-
2020	NW	9	9	0	0.5	7	1	0	0	5	0	0
2021	NW	12	29	9	0	0	0	0	-	6	1	1
2022	NW	11	28	11	1	20	1	30	42	9	1	1
Career		47	117	20	1.5	27	2	67	42	20	2	2

STAFF

PLAYERS

2021 SEASON

HISTORY

RECORDS

GAME DAY

56



LUKE WYPLER

POSITION CENTER

HEIGHT 6-3

WEIGHT 303

SCHOOL OHIO STATE

BORN 5/3/2001

ACQUIRED 06-'23

EXPERIENCE R

PERSONAL

- Native of Montvale, N.J. and attended St. Joseph Regional High School.
- Played in the Army All-American Bowl in San Antonio.
- Active juggler and has performed stand up comedy.

CAREER TRANSACTIONS

Originally selected by the Cleveland Browns in the sixth round (190th overall) of the 2023 NFL Draft.

KEY NOTES

- Played three seasons at Ohio State (2020-22) and was a two-year starter at center in 2021 and 2022 with 26 consecutive starts.
- A two-year OSU Scholar-Athlete and Academic all-Big Ten Conference honoree. Named third-team all-Big Ten Conference in 2022 by the voting media. Earned honorable mention all-Big Ten honors by media panel in 2021.
- Centered a line in 2022 that allowed the sixth-fewest TFLs in the country (50) and the seventh-fewest sacks (12).
- Helped Ohio State to No. 9 ranking nationally in total offense (490.7 ypg) and No. 2 in scoring (44.2 ppg) in 2022.

WYPLER'S COLLEGE STATISTICS

Year	Team	GP	GS
2020	Ohio State	1	0
2021	Ohio State	13	13
2022	Ohio State	13	13
Career Totals		27	26

STAFF

PLAYERS

2021 SEASON

HISTORY

RECORDS

GAME DAY

17



DAYLEN BALDWIN

POSITION WIDE RECEIVER

HEIGHT 6-2

WEIGHT 212

SCHOOL MICHIGAN

BORN 11/24/1999

ACQUIRED FA - '23

EXPERIENCE 1ST

CAREER TRANSACTIONS

Signed by the Cleveland Browns as an undrafted free agent on Aug. 3, 2022...Waived by Browns on Aug. 30, 2022...Signed to Browns' practice squad on Aug. 31, 2022...Elevated to Browns' active roster for Week 15 on Dec. 16, 2022 and reverted back to practice squad on Dec. 18, 2022...Signed by the Browns to the reserve/future list on Jan. 9, 2023.

KEY NOTES

- Member of Browns' practice squad and appeared in one game in 2022.
- In NFL debut, caught two passes for 25 yards, both for first downs.
- Played at three different schools in college, where he tallied 74 catches, 1,129 yards and 11 touchdowns in 42 games.

PERSONAL

- Native of Southfield, Mich. and attended Waterford Mott High School.

27

LORENZO BURNS

POSITION CORNER BACK

HEIGHT 5-10

WEIGHT 185

SCHOOL ARIZONA

BORN 10/10/1997

ACQUIRED FA - '23

EXPERIENCE 1ST

CAREER TRANSACTIONS

Signed by the Arizona Cardinals as an undrafted free agent on May 13, 2021...Reverted to Cardinals reserve/non-football injury list on July 23, 2021...Reinstated back to Cardinals' active roster on August 5, 2021...Waived by the Cardinals on August 7, 2021...Claimed via waivers by the Jacksonville Jaguars on August 8, 2021...Waived by the Jaguars' on August 31, 2021...Signed to the Jaguars' practice squad on September 1, 2021...Waived by the Jaguars' November 15, 2021...Signed to the Jaguars' practice squad on December 8, 2021...Elevated to Jaguars' active roster on January 1, 2022...Reinstated back to Jaguars' practice squad on January 3, 2023...Waived by the Jaguars on January 17, 2022...Signed to the Cleveland Browns on August 1, 2023.

KEY NOTES

- Played for the Birmingham Stallions of the USFL in 2022 and 2023 where he was a two-time USFL champion.
- Recorded nine tackles, three pass breakups and two interceptions in 2022 for the Stallions

PERSONAL

- Native of Murrieta, Calif. And attended Linfield Christian High School where he played quarterback, running back, receiver and returner.

43



MOHAMOUD DIABATE

POSITION LINEBACKER

HEIGHT 6-4

WEIGHT 224

SCHOOL UTAH

BORN 5/18/2001

ACQUIRED FA - '23

EXPERIENCE R

CAREER TRANSACTIONS

Originally signed by the Cleveland Browns as an undrafted free agent on May 12, 2023.

KEY NOTES

- Appeared in 49 career games between Florida (2019-21) and Utah (2022), posting 234 tackles, 11 sacks, one interception, two pass breakups and four forced fumbles.
- Led the Utes with 13.5 tackles for loss in 2022.
- Played in 37 games with 17 starts at Florida, recording 176 total tackles, six sacks, three forced fumbles, two pass breakups and an interception.

PERSONAL

- Name is pronounced MAH-mood dee-AH-bah-TAY.
- Native of Auburn, Ala. and was an all-state selection at Auburn High School.
- Won the Class 7A Lineman of the Year award.
- Majored in Sociology.

25

KAHLEF HAILASSIE

POSITION CORNER BACK

HEIGHT 6-1

WEIGHT 195

SCHOOL WESTERN KENTUCKY

BORN 11/9/2000

ACQUIRED FA - '23

EXPERIENCE R

CAREER TRANSACTIONS

Originally signed by the Kansas City Chiefs as an undrafted free agent on May 6, 2023... Waived by Kansas City on August 29, 2023... Acquired via waivers by the Cleveland Browns on August 30, 2023.

KEY NOTES

- Started his collegiate career at Oregon and spent some time at Independence C.C. before transferring to Western Kentucky, where he was All-C-USA Second Team in 2022.
- In 2022, he recorded two interceptions and 65 tackles, eight of them being for a loss. In addition, he broke up 10 additional passes, forcing two fumbles and recording one.

PERSONAL

- Native of Elk Grove, Calif. and attended Cosumnes Oaks High School

30



HASSAN HALL

POSITION CORNERBACK

HEIGHT 5-10

WEIGHT 196

SCHOOL GEORGIA TECH

BORN 8/28/2000

ACQUIRED FA - '23

EXPERIENCE R

CAREER TRANSACTIONS

Originally signed by the Cleveland Browns as an undrafted free agent on May 12, 2023.

KEY NOTES

- Spent time with Louisville (2018-21) before transferring to Georgia Tech for his final year of eligibility.
- Appeared in 12 games and made six starts on the season as Georgia Tech's leading rusher in 2022.
- Played 42 games at Louisville and amassed 3,843 all-purpose yards (1,299 rushing, 175 receiving, 2,369 kickoff return) and 13 touchdowns (11 rushing, two kickoff return) in his four seasons with the Cardinals.

PERSONAL

- Native of Atlanta, Ga., and attended Maynard Jackson High School.
- Graduated from Louisville in December 2021 with a bachelor's degree in communication. Pursued graduate studies in history, technology and society at Georgia Tech.

39

LUCAS HAVRISIK

POSITION KICKER

HEIGHT 6-2

WEIGHT 190

SCHOOL ARIZONA

BORN 9/29/1999

ACQUIRED FA - '23

EXPERIENCE 1ST

CAREER TRANSACTIONS

Originally signed by the Indianapolis Colts as an undrafted free agent to the practice squad on September 13, 2022...Waived by the Colts on September 20, 2022...Signed by the Colts on January 10, 2023...Waived by the Colts on August 27, 2023...Signed to the Cleveland Browns' practice squad on August 30, 2023.

KEY NOTES

- In 2022, spent time on the Indianapolis Colts' practice squad
- At Arizona, played in 54 career games and converted 34-of-53 field goals and 73 extra points for a total of 175 career points
- Earned All-Pac-12 honorable mention in 2020 and 2021

PERSONAL

- Native of Riverside, Calif. and attended Norco High School
- Majored in literacy learning and leadership at Arizona

33



RONNIE HICKMAN

POSITION SAFETY

HEIGHT 6-1

WEIGHT 209

SCHOOL OHIO STATE

BORN 10/11/2001

ACQUIRED FA - '23

EXPERIENCE R

CAREER TRANSACTIONS

Originally signed by the Cleveland Browns as an undrafted free agent on May 12, 2023.

KEY NOTES

- Spent four years with the Ohio State program (2019-22) and played in 31 games, starting at safety for the final 26 games of his career.
- Recorded 158 tackles, one sack, three interceptions, seven passes defended and a pair of forced fumbles.
- Earned second-team All-America honors by the Associated Press in 2022 after a 53-tackle season that included an interception and seven PBUs
- Led the team in tackles in 2021 with 100, including 54 solo stops, and in interceptions with two.
- Became the first Buckeye in six years with 100 or more tackles in a season (Raekwon McMillan, 102 in 2015).
- Graduated in December 2022 with his degree in human development and family sciences.

PERSONAL

- Native of South Orange, N.J. and attended DePaul Catholic High School.
- Chosen to play in the 2019 All-American Bowl.
- Played on both sides of the ball for DePaul Catholic, lining up at wide receiver and safety.
- Also an All-American lacrosse player in high school.

48



TANNER MCCALISTER

POSITION SAFETY

HEIGHT 5-11

WEIGHT 191

SCHOOL OHIO STATE

BORN 1/27/2000

ACQUIRED FA - '23

EXPERIENCE R

CAREER TRANSACTIONS


Originally signed by the Cleveland Browns as an undrafted free agent on May 12, 2023.

KEY NOTES

- Played his final collegiate year at Ohio State (2022) after transferring from Oklahoma State (2018-21).
- Posted 108 tackles, four picks and eight pass breakups in his career.
- Played in and started in 12 games for the Buckeyes in 2022 after playing in 41 games and starting 23 times as an Oklahoma State Cowboy.
- A two-time Academic All-Big 12 honoree.
- Totaled 24 tackles and a team-best three interceptions plus one pass break-up in 2022.
- Graduated from Oklahoma State in December of 2021 with a degree in finance.

PERSONAL

- Native of Rockwall, Texas and attended Rockwall-Heath High School.
- Played running back and cornerback, finishing with 2,443 total rushing yards, 31 rushing touchdowns, 132 tackles, six passes defended, five forced fumbles, four interceptions and 10 tackles for loss.



ZAIRE MITCHELL-PADEN

POSITION TIGHT END

HEIGHT 6-5

WEIGHT 257

SCHOOL FLORIDA ATLANTIC

BORN 8/20/1999

ACQUIRED FA - '23

EXPERIENCE 1ST

CAREER TRANSACTIONS

Signed to the Cleveland Browns as an undrafted free agent on May 13, 2022...Waived by the Browns on Aug. 30, 2022...Added to the Browns' practice squad on Aug. 31, 2022...Signed by the Browns to the reserve/future list on Jan. 9, 2023.

KEY NOTES

- Spent the 2022 season on the Browns' practice squad.
- Spent the first part of his college career at Division II Notre Dame College, prior to playing at Florida Atlantic in 2021 as a graduate student.
- Played in 12 games at Florida Atlantic, catching nine passes for 85 yards and a touchdown.
- At Notre Dame College, caught 90 passes for 1,206 yards in four seasons. His best year was his junior season, hauling in 53 passes for 573 yards and six touchdowns.

PERSONAL

- Name is pronounced zigh-AIR MITCH-uhl PAY-den.
- Attended Richard Montgomery High School in Rockville, Md., where he also played basketball and ran track.
- Majored in marketing as a graduate student at Florida Atlantic.



LONNIE PHELPS

POSITION DEFENSIVE END

HEIGHT 6-2

WEIGHT 247

SCHOOL KANSAS

BORN 8/24/2000

ACQUIRED FA - '23

EXPERIENCE R

CAREER TRANSACTIONS

Originally signed by the Cleveland Browns as an undrafted free agent on May 12, 2023.

KEY NOTES

- Appeared in 42 games with 14 starts over four-year collegiate career and tallied 114 tackles, 29.5 tackles for loss, 23 sacks, three forced fumbles and one pass breakup.
- His team-high seven sacks in 2022 were tied for the second most in the Big 12. Had a three sack performance that marked the most by a Jayhawk in a single game since 2016.
- Spent first three years of college at Miami (Ohio) from 2019-21 before transferring to Kansas for his final season in 2022.

PERSONAL

- Hails from Cincinnati, Ohio, and prepped at Mount Healthy High School.

43



CHARLIE THOMAS III

POSITION LINEBACKER

HEIGHT 6-3

WEIGHT 216

SCHOOL GEORGIA TECH

BORN 1/31/2000

ACQUIRED FA - '23

EXPERIENCE R

CAREER TRANSACTIONS

Originally signed by the Cleveland Browns as an undrafted free agent on May 12, 2023.

KEY NOTES

- At Georgia Tech (2018-22), tallying 313 tackles, 10 sacks, four interceptions, five passes defended, seven forced fumbles and five fumble recoveries.
- Appeared in all 12 games, making 10 starts at linebacker in 2022. Racked up 112 tackles, 10.5 tackles for loss, two sacks, two interceptions, two forced fumbles and two fumble recoveries, which he returned for a total of 114 yards.
- Was one of only two NCAA Division I FBS players since 2000 with at least 112 tackles, 10.5 TFL, two sacks, two interceptions, two forced fumbles and two fumble recoveries in a regular season (TCU's Paul Dawson in 2014).
- Graduated from Georgia Tech in December 2021 with a bachelor's degree in business administration.
- Pursuing graduate studies in history, technology and society.
- Plans to go to graduate school to pursue an MBA.

PERSONAL

- Native of Thomasville, Ga., and attended Thomasville High School.
- Graduated a semester early and enrolled at Georgia Tech in January 2018.

80

AUSTIN WATKINS JR.

POSITION WIDE RECEIVER

HEIGHT 6-3

WEIGHT 210

SCHOOL UAB

BORN 2/16/1998

ACQUIRED FA - '23

EXPERIENCE 1ST

CAREER TRANSACTIONS

Signed by the San Francisco 49ers as an undrafted free agent on May 13, 2021...Waived by the 49ers on Aug. 25, 2021...Signed to the 49ers practice squad on Nov. 3, 2021...Waived from the 49ers practice squad on Nov. 23, 2021...Signed by the Tampa Bay Buccaneers as a free agent on Jan. 31, 2022...Waived by the Buccaneers on May 16, 2022...Signed by the Cleveland Browns as a free agent on July 22, 2023.


KEY NOTES

- The 49ers originally signed him as an undrafted free agent in 2021. He spent time on San Francisco's practice squad as a rookie and spent part of the 2022 offseason with Tampa Bay.
- Most recently, Watkins played for the Birmingham Stallions of the USFL.
- Appeared in 25 games (17 starts) in three years at the University of Alabama at Birmingham (2018-20) and registered 98 receptions for 1,642 yards and nine touchdowns.
- He transferred to UAB from Dodge City Community College (2016-17) where he made 19 starts and added 62 receptions for 706 yards and five touchdowns.

PERSONAL

- Native of Fort Myers, Fla. and attended North Fort Myers High School.

2022 SEASON



2022 AMERICAN FOOTBALL CONFERENCE

AFC EAST	W	L	T	PCT	PF	PA	HOME	AWAY	CONF	DIV	STRK
y-Buffalo Bills	13	3	0	.813	455	286	7-1-0	6-2-0	9-2-0	4-2-0	Won 7
x-Miami Dolphins	9	8	0	.529	397	399	6-2-0	3-6-0	7-5-0	3-3-0	Won 1
New England Patriots	8	9	0	.471	364	347	4-4-0	4-5-0	6-6-0	3-3-0	Lost 1
New York Jets	7	10	0	.412	296	316	3-5-0	4-5-0	5-7-0	2-4-0	Lost 6
AFC NORTH	W	L	T	PCT	PF	PA	HOME	AWAY	CONF	DIV	STRK
y-Cincinnati Bengals	12	4	0	.750	418	322	6-1-0	6-3-0	8-3-0	3-3-0	Won 8
x-Baltimore Ravens	10	7	0	.588	350	315	5-3-0	5-4-0	6-6-0	3-3-0	Lost 2
Pittsburgh Steelers	9	8	0	.529	308	346	4-4-0	5-4-0	5-7-0	3-3-0	Won 4
Cleveland Browns	7	10	0	.412	361	381	4-4-0	3-6-0	4-8-0	3-3-0	Lost 1
AFC SOUTH	W	L	T	PCT	PF	PA	HOME	AWAY	CONF	DIV	STRK
y-Jacksonville Jaguars	9	8	0	.529	404	350	5-3-0	4-5-0	8-4-0	4-2-0	Won 5
Tennessee Titans	7	10	0	.412	298	359	3-5-0	4-5-0	5-7-0	3-3-0	Lost 7
Indianapolis Colts	4	12	1	.265	289	427	2-6-0	2-6-1	4-7-1	1-4-1	Lost 7
Houston Texans	3	13	1	.206	289	420	0-7-1	3-6-0	3-8-1	3-2-1	Won 1
AFC WEST	W	L	T	PCT	PF	PA	HOME	AWAY	CONF	DIV	STRK
y-Kansas City Chiefs	14	3	0	.824	496	369	7-1-0	7-2-0	9-3-0	6-0-0	Won 5
x-Los Angeles Chargers	10	7	0	.588	391	384	5-3-0	5-4-0	7-5-0	2-4-0	Lost 1
Las Vegas Raiders	6	11	0	.353	395	418	4-4-0	2-7-0	5-7-0	3-3-0	Lost 3
Denver Broncos	5	12	0	.294	287	359	4-4-0	1-8-0	3-9-0	1-5-0	Won 1

2022 NATIONAL FOOTBALL CONFERENCE

NFC EAST	W	L	T	PCT	PF	PA	HOME	AWAY	CONF	DIV	STRK
z-Philadelphia Eagles	14	3	0	.824	477	344	7-2-0	7-1-0	9-3-0	4-2-0	Won 1
x-Dallas Cowboys	12	5	0	.706	467	342	8-1-0	4-4-0	8-4-0	4-2-0	Lost 1
x-New York Giants	9	7	1	.559	365	371	5-3-1	4-4-0	4-7-1	1-4-1	Lost 1
Washington Commanders	8	8	1	.500	321	343	4-5-0	4-3-1	5-6-1	2-3-1	Won 1
NFC NORTH	W	L	T	PCT	PF	PA	HOME	AWAY	CONF	DIV	STRK
y-Minnesota Vikings	13	4	0	.765	424	427	8-1-0	5-3-0	8-4-0	4-2-0	Won 1
Detroit Lions	9	8	0	.529	453	427	5-4-0	4-4-0	7-5-0	5-1-0	Won 2
Green Bay Packers	8	9	0	.471	370	371	5-4-0	3-5-0	6-6-0	3-3-0	Lost 1
Chicago Bears	3	14	0	.176	326	463	2-7-0	1-7-0	1-11-0	0-6-0	Lost 10
NFC SOUTH	W	L	T	PCT	PF	PA	HOME	AWAY	CONF	DIV	STRK
y-Tampa Bay Buccaneers	8	9	0	.471	313	358	5-4-0	3-5-0	8-4-0	4-2-0	Lost 1
Carolina Panthers	7	10	0	.412	347	374	5-4-0	2-6-0	6-6-0	4-2-0	Won 1
New Orleans Saints	7	10	0	.412	330	345	4-5-0	3-5-0	5-7-0	2-4-0	Lost 1
Atlanta Falcons	7	10	0	.412	365	386	6-3-0	1-7-0	6-6-0	2-4-0	Won 2
NFC WEST	W	L	T	PCT	PF	PA	HOME	AWAY	CONF	DIV	STRK
y-San Francisco 49ers	13	4	0	.765	450	277	8-1-0	5-3-0	10-2-0	6-0-0	Won 10
x-Seattle Seahawks	9	8	0	.529	407	401	5-4-0	4-4-0	6-6-0	4-2-0	Won 2
Los Angeles Rams	5	12	0	.294	307	384	4-5-0	1-7-0	3-9-0	1-5-0	Lost 2
Arizona Cardinals	4	13	0	.235	340	449	1-8-0	3-5-0	3-9-0	1-5-0	Lost 7

x--Clinched Playoffs | y--Clinched Division | z--Clinched Conference

PLAYOFF RESULTS

WILD CARD GAMES

Seattle Seahawks 23 at SAN FRANCISCO 49ERS 41 (Jan. 14, 2023)
 Los Angeles Chargers 30 at JACKSONVILLE JAGUARS 31 (Jan. 14, 2023)
 Baltimore Ravens 17 at CINCINNATI BENGALS 24 (Jan. 15, 2023)
 Miami Dolphins 31 at BUFFALO BILLS 34 (Jan. 15, 2023)
 N.Y. GIANTS 31 at Minnesota Vikings 24 (Jan. 15, 2023)
 DALLAS COWBOYS 31 at Tampa Bay Buccaneers 14 (Jan. 16, 2023)

DIVISIONAL PLAYOFFS

N.Y. Giants 7 at PHILADELPHIA EAGLES 38 (Jan. 21, 2023)
 Jacksonville Jaguars 20 at KANSAS CITY CHIEFS 27 (Jan. 21, 2023)
 CINCINNATI BENGALS 27 at Buffalo Bills 10 16 (Jan. 22, 2023)
 Dallas Cowboys 12 at SAN FRANCISCO 49ERS 19 (Jan. 22, 2023)

CONFERENCE CHAMPIONSHIPS

Cincinnati Bengals 20 at KANSAS CITY CHIEFS 23 (Jan. 29, 2023)
 San Francisco 49ers 7 at PHILADELPHIA EAGLES 31 (Jan. 29, 2023)

PRO BOWL AT LAS VEGAS, NEVADA

SUPER BOWL LVI AT LOS ANGELES, CALIFORNIA

KANSAS CITY CHIEFS 38 at Philadelphia Eagles 35 (Feb. 12, 2023)

Winner in CAPS

2022 REGULAR SEASON STATISTICS

Won 7, Lost 10

9/11/2022	W	26 - 24	at Carolina Panthers
9/18/2022	L	30 - 31	New York Jets
9/22/2022	W	29 - 17	Pittsburgh Steelers
10/2/2022	L	20 - 23	at Atlanta Falcons
10/9/2022	L	28 - 30	Los Angeles Chargers
10/16/2022	L	15 - 38	New England Patriots
10/23/2022	L	20 - 23	at Baltimore Ravens
10/31/2022	W	32 - 13	Cincinnati Bengals
11/13/2022	L	17 - 39	at Miami Dolphins
11/20/2022	L	23 - 31	at Buffalo Bills
11/27/2022	W	23 - 17	Tampa Bay Buccaneers
12/4/2022	W	27 - 14	at Houston Texans
12/11/2022	L	10 - 23	at Cincinnati Bengals
12/17/2022	W	13 - 3	Baltimore Ravens
12/24/2022	L	10 - 17	New Orleans Saints
1/1/2023	W	24 - 10	at Washington Commanders
1/8/2023	L	14 - 28	at Pittsburgh Steelers

Total First Downs	350	329
Rushing	142	129
Passing	182	166
Penalty	26	34
3rd Down: Made/Att	88/231	85/215
3rd Down Pct.	38.1%	39.5%
4th Down: Made/Att	23/42	8/18
4th Down Pct.	54.8%	44.4%

Possession Avg.	31:31	28:29
Total Net Yards	5934	5631
Avg. Per Game	349.1	331.2
Total Plays	1116	1041
Avg. Per Play	5.3	5.4

Net Yards Rushing	2490	2295
Avg. Per Game	146.5	135.0
Total Rushes	532	488

Net Yards Passing	3444	3336
Avg. Per Game	202.6	196.2
Sacked/Yards Lost	44/266	34/211
Gross Yards	3710	3547

Attempts/Completions	540/335	519/315
Completion Pct.	62.0%	60.7%
Had Intercepted	12	11

Punts/Average	61/48.5	64/46.0
Net Punting Avg.	41	40.1
Penalties/Yards	102/865	88/714

Fumbles/Ball Lost	15/9	26/9
Touchdowns	42	42
Rushing	19	22
Passing	19	20
Returns	4	0

Score By Periods	Q1	Q2	Q3	Q4	OT	Pts
Team	68	97	74	116	6	361
Opponents	39	127	94	121	0	381

Scoring	TD	Ru	Pa	Rt	FG	2Pt	Pts	
C.York	0	0	0	35/37	24/32	0	107	
N.Chubb	13	12	1	0	0/0	0	80	
A.Cooper	9	0	9	0	0/0	0	54	
D.Njoku	4	0	4	0	0/0	0	24	
K.Hunt	4	3	1	0	0/0	0	24	
D.Peoples-Jones	4	0	3	1	0/0	0	24	
D.Ward	2	0	0	2	0/0	0	12	
J.Brissett	2	2	0	0	0/0	0	12	
D.Watson	1	1	0	0	0/0	0	6	
H.Bryant	1	0	1	0	0/0	0	6	
T.Fields	1	0	0	1	0/0	0	6	
A.Schwartz	1	1	0	0	0/0	0	6	
Team	42	19	19	4	35/37	24/32	1	361
Opponents	42	22	20	0	35/39	30/35	1	381

2-Pt. Conversions: Team 1/3, Opponents: 1/3

Sacks: M.Garrett 16.0, T.Bryan 3.0, D.Jones 2.5, J.Clowney 2.0, J.Elliott 2.0, J.Phillips 2.0, C.Winovich 1.0, I.Thomas 1.0, M.Emerson 1.0, S.Takitaki 1.0, T.Togiai 0.5, J.Johnson 0.5, R.Harrison 0.5, G.Newsome 0.5, P.Winfrey 0.5 **Team: 34.0, Opponents: 43.0**

Passing	Att	Cmp	Yds	Cmp%	Yds/Att	TD	TD%	Int	Int%	Long	Sack	Lost	Rating
J.Brissett	369	236	2608	64.0%	7.1	12	3.3%	6	1.6%	55	24/	160	88.9
D.Watson	170	99	1102	58.2%	6.5	7	4.1%	5	2.9%	46t	20/	106	79.1
A.Cooper	1	0	0	0.0%	0.0	0	0.0%	1	100.0%	0	0/	0	0.0
Team	540	335	3710	62.0%	6.9	19	3.5%	12	2.2%	55	44/	266	84.9
Opponents	519	315	3547	60.7%	6.8	20	3.9%	11	2.1%	75t	34/	211	85.2

Rushing	No.	Yds	Avg	Long	TD
N.Chubb	302	1525	5.0	41t	12
K.Hunt	123	468	3.8	24t	3
J.Brissett	49	243	5.0	22	2
D.Watson	36	175	4.9	21	1
A.Schwartz	4	57	14.3	31t	1
D.Johnson	4	17	4.3	7	0
J.Ford	8	12	1.5	9	0
H.Bryant	1	8	8.0	8	0
D.Peoples-Jones	1	2	2.0	2	0
D.Felton	1	-4	-4.0	-4	0
M.Woods	1	-5	-5.0	-5	0
D.Njoku	2	-8	-4.0	-2	0
Team	532	2490	4.7	41t	19
Opponents	488	2295	4.7	71	22

Receiving	No.	Yds	Avg	Long	TD
A.Cooper	78	1160	14.9	55	9
D.Peoples-Jones	61	839	13.8	42	3
D.Njoku	58	628	10.8	38	4
K.Hunt	35	210	6.0	24	1
H.Bryant	31	239	7.7	30	1
N.Chubb	27	239	8.9	26	1
D.Bell	24	214	8.9	20	0
M.Woods	5	45	9.0	15	0
P.Brown	5	45	9.0	11	0
A.Schwartz	4	51	12.8	19	0
D.Johnson	3	7	2.3	7	0
D.Baldwin	2	25	12.5	15	0
D.Felton	2	8	4.0	5	0
M.Forristall	0	0	0.0	0	0
J.Conklin	0	0	0.0	0	0
Team	335	3710	11.1	55	19
Opponents	315	3547	11.3	75t	20

Interceptions	No.	Yds	Avg	Long	TD
G.Delpit	4	36	9.0	40	0
D.Ward	3	0	0.0	0	0
T.Fields	1	16	16.0	16t	1
D.Jones	1	5	5.0	5	0
J.Johnson	1	0	0.0	0	0
A.Green	1	0	0.0	0	0
Team	11	57	5.2	40	1
Opponents	12	144	12.0	36	0

Punting	No	Yds	Avg	Net	TB	In	Lg	B
C.Bojorquez	61	2959	48.5	41.0	7	23	76	0
Team	61	2959	48.5	41.0	7	23	76	0
Opponents	64	2945	46.0	40.1	4	19	69	0

Punt Returns	Ret	FC	Yds	Avg	Long	TD
D.Peoples-Jones	18	10	223	12.4	76t	1
D.Felton	7	1	42	6.0	15	0
C.Rogers	4	4	18	4.5	7	0
J.Darden	2	1	15	7.5	10	0
Team	31	16	298	9.6	76t	1
Opponents	26	9	319	12.3	46	0

Kickoff Returns	No.	Yds	Avg	Long	TD
J.Ford	30	723	24.1	48	0
C.Rogers	8	170	21.3	28	0
D.Johnson	1	27	27.0	27	0
D.Bell	1	12	12.0	12	0
D.Felton	1	11	11.0	11	0
Team	41	943	23.0	48	0
Opponents	29	648	22.3	50	0

Field Goals	1-19	20-29	30-39	40-49	50+
C.York	0/0	5/5	9/12	6/8	4/7
Team	0/0	5/5	9/12	6/8	4/7
Opponents	1/1	6/6	12/12	7/11	4/5

Fumbles Lost: J.Brissett 4, D.Njoku 1, N.Chubb 1, D.Peoples-Jones 1, A.Schwartz 1, C.Rogers 1 **Total: 9**

Opponent Fumble Recoveries: J.Johnson 2, D.Ward 2, T.Fields 1, T.Togiai 1, A.Wright 1, I.Thomas 1, J.Clowney 1 **Total: 9**

STAFF

PLAYERS

2022 SEASON

HISTORY

RECORDS

GAME-DAY

2022 DEFENSIVE STATISTICS

Grant Delpit	101	68	33	0	0	4	36	40	0	10	0	0	0
John Johnson III	96	70	26	0.5	4	1	0	0	0	4	2	2	0
Jeremiah Owusu-Koramoah	70	44	26	0	0	0	0	0	0	4	2	0	0
Sione Takitaki	69	34	35	1	5	0	0	0	0	0	1	0	0
M.J. Emerson	63	51	12	1.0	7	0	0	0	0	15	0	0	0
Myles Garrett	60	37	23	16.0	91	0	0	0	0	4	2	0	0
Denzel Ward	53	42	11	0	0	3	0	0	0	15	0	2	3
Jacob Phillips	46	29	17	2.0	4	0	0	0	0	1	0	0	0
Tony Fields	45	29	16	0	0	1	16	16	1	1	1	0	0
Deion Jones	44	25	19	2.5	16	1	5	5	0	3	1	0	0
Greg Newsome II	42	31	11	0.5	3	0	0	0	0	6	0	0	0
Jordan Elliott	36	19	17	2.0	14	0	0	0	0	2	0	0	0
Jadeveon Clowney	28	14	14	2.0	17	0	0	0	0	3	1	1	0
Alex Wright	28	13	15	0	0	0	0	0	0	5	0	1	0
Taven Bryan	26	11	15	3	21.5	0	0	0	0	1	0	0	0
Ronnie Harrison	23	16	7	0.5	4	0	0	0	0	1	0	0	0
Perrion Winfrey	22	8	14	0.5	1	0	0	0	0	2	0	0	0
Chase Winovich	18	14	4	1.0	10	0	0	0	0	1	0	0	0
Reggie Ragland	14	7	7	0	0	0	0	0	0	0	0	0	0
Anthony Walker Jr.	13	7	6	0	0	0	0	0	0	2	0	0	0
A.J. Green	13	11	2	0	0	1	0	0	0	1	0	0	0
Tommy Togiai	13	3	10	0.5	4.5	0	0	0	0	1	0	1	0
Isaac Rochell	12	11	1	0	0	0	0	0	0	0	0	0	0
Jermaine Carter	12	5	7	0	0	0	0	0	0	0	0	0	0
Jordan Kunaszuk	11	7	4	0	0	0	0	0	0	1	0	0	0
Isaiah Thomas	9	4	5	1.0	9	0	0	0	0	2	0	1	0
Greedy Williams	8	5	3	0	0	0	0	0	0	0	0	0	0
Thomas Graham Jr.	6	5	1	0	0	0	0	0	0	0	0	0	0
D'Anthony Bell	6	4	2	0	0	0	0	0	0	0	0	0	0
Ben Stille	3	0	3	0	0	0	0	0	0	0	0	0	0
Roderick Perry	2	1	1	0	0	0	0	0	0	0	0	0	0
Totals	992	625	367	34	211	11	57	61	1	85	10	8	3

SPECIAL TEAMS STATISTICS

Jordan Kunaszuk	11	7	4	1	0	0
D'Anthony Bell	8	8	0	0	0	0
D'Ernest Johnson	6	3	3	0	0	0
A.J. Green	5	3	2	0	0	0
Tae Davis	5	2	3	0	0	0
John Johnson III	5	0	5	0	0	0
Grant Delpit	4	4	0	0	0	0
Jermaine Carter	4	3	1	0	0	0
Greedy Williams	3	1	2	0	0	0
Tony Fields	3	0	3	0	1	0
Dakota Allen	2	2	0	0	0	0
Sione Takitaki	2	2	0	0	0	0
Jerome Ford	2	1	1	0	0	0
Cade York	2	1	1	0	0	0
Anthony Schwartz	2	1	1	0	0	0
David Bell	2	0	2	0	0	0
Charley Hughlett	2	0	2	0	0	0
Chase Winovich	2	0	2	0	0	0
Mike Brown	1	1	0	0	0	0
Herb Miller	1	1	0	0	1	0
Michael Woods	1	1	0	0	0	0
Ronnie Harrison	1	0	1	0	0	0
Jordan Elliott	0	0	0	0	0	1
Totals	74	41	33	1	2	1

MISCELLANEOUS STATISTICS

David Bell	2	0	0
Pharaoh Brown	2	0	0
Joel Bitonio	2	0	0
Jacoby Brissett	1	0	1
Jack Conklin	1	0	0
Amari Cooper	1	0	0
Demetric Felton	1	0	0
Donovan Peoples-Jones	1	0	0
Wyatt Teller	1	0	0
Jedrick Wills Jr.	1	0	0
Ethan Pocic	0	0	1
Totals	13	0	2

DEFENSIVE/SPECIAL TEAMS SCORING STATISTICS

Tony Fields	1	0	0	0
Denzel Ward	0	2	0	0
Donovan Peoples-Jones	0	0	0	1
Totals	1	2	0	1

2022 STARTING LINEUPS AND INACTIVES

STAFF

OFFENSIVE GAME-BY-GAME STARTERS

GAME	OPP.	WR	LT	LG	C	RG	RT	TE	TE	WR	QB	RB
9/11	at CAR	A. Cooper	J. Wills	J. Bitonio	E. Pocic	W. Teller	J. Hudson	D. Njoku	Dav. Bell (WR)	D. Peoples-Jones	J. Brissett	N. Chubb
9/18	NYJ	A. Cooper	J. Wills	J. Bitonio	E. Pocic	W. Teller	J. Hudson	D. Njoku	H. Bryant	D. Peoples-Jones	J. Brissett	N. Chubb
9/22	PIT	A. Cooper	J. Wills	J. Bitonio	E. Pocic	W. Teller	J. Conklin	D. Njoku	M. Dunn (OL)	D. Peoples-Jones	J. Brissett	N. Chubb
10/2	at ATL	A. Cooper	J. Wills	J. Bitonio	E. Pocic	W. Teller	J. Conklin	D. Njoku	H. Bryant	D. Peoples-Jones	J. Brissett	N. Chubb
10/9	LAC	A. Cooper	J. Wills	J. Bitonio	E. Pocic	W. Teller	J. Conklin	D. Njoku	H. Bryant	P. Brown (TE)	J. Brissett	N. Chubb
10/16	NE	A. Cooper	J. Wills	J. Wills	J. Bitonio	E. Pocic	W. Teller	J. Conklin	D. Njoku	H. Bryant	P. Brown (TE)	J. Brissett
N. Chubb												
10/23	at BAL	A. Cooper	J. Wills	J. Bitonio	E. Pocic	H. Froholdt	J. Conklin	D. Njoku	H. Bryant	D. Peoples-Jones	J. Brissett	N. Chubb
10/31	CIN	A. Cooper	J. Wills	J. Bitonio	E. Pocic	H. Froholdt	J. Conklin	M. Dunn (OL)	Dav. Bell (WR)	D. Peoples-Jones	J. Brissett	N. Chubb
11/3	at MIA	A. Cooper	J. Wills	J. Bitonio	E. Pocic	W. Teller	J. Conklin	P. Brown	H. Bryant	D. Peoples-Jones	J. Brissett	N. Chubb
Chubb												
11/20	at BUF	A. Cooper	J. Wills	J. Bitonio	E. Pocic	W. Teller	J. Conklin	D. Njoku	A. Schwartz (WR)	D. Peoples-Jones	J. Brissett	N.
11/27	TB	A. Cooper	J. Wills	J. Bitonio	H. Froholdt	W. Teller	J. Conklin	D. Njoku	C. Hubbard (OL)	D. Peoples-Jones	J. Brissett	N. Chubb
12/4	at HOU	A. Cooper	J. Wills	J. Bitonio	H. Froholdt	W. Teller	J. Conklin	P. Brown	Dav. Bell (WR)	D. Peoples-Jones	D. Watson	N. Chubb
12/11	at CIN	A. Cooper	J. Wills	J. Bitonio	H. Froholdt	W. Teller	J. Conklin	D. Njoku	D. Felton (WR)	D. Peoples-Jones	D. Watson	N. Chubb
12/17	BAL	A. Cooper	J. Wills	J. Bitonio	H. Froholdt	W. Teller	J. Conklin	D. Njoku	D. Felton (WR)	D. Peoples-Jones	D. Watson	N. Chubb

PLAYERS

DEFENSIVE GAME-BY-GAME STARTERS

GAME	OPP.	DE	DT	DT	DE	WILL	MIKE	CB	CB	SS	FS	S
9/11	at CAR	M. Garrett	J. Elliott	T. Bryan	J. Clowney	J. Owusu-Koramoah	A. Walker	D. Ward	G. Newsome	G. Deloit	J. Johnson	R. Harrison
9/18	NYJ	M. Garrett	J. Elliott	T. Bryan	J. Clowney	J. Owusu-Koramoah	A. Walker	D. Ward	G. Newsome	G. Deloit	J. Johnson	R. Harrison
9/22	PIT	M. Garrett	J. Elliott	T. Bryan	A. Wright	J. Owusu-Koramoah	A. Walker	D. Ward	G. Newsome	G. Deloit	J. Johnson	S. Takitaki (SAM)
10/2	at ATL	A. Wright	J. Elliott	T. Toggia	I. Rochell	J. Owusu-Koramoah	J. Phillips	D. Ward	G. Newsome	G. Deloit	J. Johnson	S. Takitaki (SAM)
10/9	LAC	M. Garrett	J. Elliott	T. Bryan	J. Clowney	J. Owusu-Koramoah	J. Phillips	D. Ward	G. Newsome	G. Deloit	J. Johnson	R.
Harrison												
10/16	NE	M. Garrett	J. Elliott	T. Bryan	J. Clowney	J. Owusu-Koramoah	J. Phillips	M. Emerson	G. Newsome	G. Deloit	J. Johnson	T. Toggia (DT)
10/23	at BAL	M. Garrett	J. Elliott	T. Bryan	J. Clowney	J. Owusu-Koramoah	J. Phillips	M. Emerson	G. Newsome	G. Deloit	J. Johnson	R.
Harrison												
10/31	CIN	M. Garrett	J. Elliott	T. Bryan	A. Wright	S. Takitaki (SAM)	D. Jones	M. Emerson	G. Newsome	G. Deloit	J. Johnson	G. Williams (DB)
11/3	at MIA	M. Garrett	J. Elliott	T. Bryan	J. Clowney	S. Takitaki (SAM)	D. Jones	D. Ward	G. Newsome	D. Bell (S)	J. Johnson	R. Harrison
11/20	at BUF	M. Garrett	J. Elliott	T. Bryan	J. Clowney	J. Owusu-Koramoah	S. Takitaki (SAM)	D. Ward	M. Emerson	G. Deloit (S)	J. Johnson	A. Green (CB)
11/27	TB	M. Garrett	J. Elliott	T. Bryan	J. Clowney	J. Owusu-Koramoah	S. Takitaki	D. Ward	M. Emerson	G. Deloit (S)	J. Johnson (S)	T. Fields (SAM)
12/4	at HOU	M. Garrett	J. Elliott	T. Bryan	J. Clowney	J. Owusu-Koramoah	S. Takitaki	D. Ward	G. Newsome	G. Deloit (S)	J. Johnson (S)	T. Fields (SAM)
12/11	at CIN	M. Garrett	J. Elliott	T. Bryan	J. Clowney	J. Owusu-Koramoah	D. Jones	D. Ward	M. Emerson	G. Deloit	J. Johnson	G. Newsome (DB)
12/17	BAL	M. Garrett	J. Elliott	B. Stille	T. Bryan	J. Kunaszzyk	D. Jones	D. Ward	G. Newsome	G. Deloit	J. Johnson	T. Fields (SAM)
12/24	NO	A. Wright	J. Elliott	T. Bryan	C. Winovich	J. Kunaszzyk	R. Ragland	D. Ward	G. Newsome	G. Deloit	J. Johnson	T. Fields (SAM)

2022 SEASON

GAME-BY-GAME INACTIVES

GAME	OPP.	INACTIVES
9/11	at CAR	QB K. Mond, WR M. Woods, RB D. Johnson, S R. LeCounte, DE I. Thomas, T C. Hubbard, T J. Conklin
9/18	NYJ	QB K. Mond, WR M. Woods, RB D. Johnson, S R. LeCounte, T C. Hubbard, T J. Conklin, OT P. Winfrey
9/22	PIT	QB K. Mond, WR M. Woods, RB D. Felton, S R. LeCounte, T J. Haeg, T C. Hubbard, DE J. Clowney
10/2	at ATL	QB K. Mond, WR M. Woods, T J. Haeg, T C. Hubbard, DE J. Clowney, DE M. Garrett, DT T. Bryan
10/9	LAC	QB K. Mond, WR M. Woods, RB D. Felton, T J. Haeg, T D. Forbes, T C. Hubbard, TE M. Forristall
10/16	NE	QB K. Mond, CB D. Ward, RB D. Felton, T J. Haeg, T D. Forbes, T C. Hubbard, DE J. Clowney
10/23	at BAL	QB K. Mond, WR A. Schwartz, CB D. Ward, T J. Haeg, T C. Hubbard, G W. Teller, DE I. Rochell
10/31	CIN	QB K. Mond, CB D. Ward, LB J. Owusu-Koramoah, T C. Hubbard, G W. Teller, TE D. Njoku, DT P. Winfrey
11/3	at MIA	QB K. Mond, RB D. Felton, LB J. Owusu-Koramoah, CB T. Graham, G M. Dunn, TE D. Njoku, OT P. Winfrey
11/20	at BUF	QB K. Mond, CB G. Newsome, RB D. Felton, S D. Bell, DE I. Thomas, G D. Forbes, DT P. Winfrey
11/27	TB	QB K. Mond, WR M. Woods, CB G. Newsome, RB D. Felton, DE C. Winovich, DT T. Toggia
12/4	at HOU	QB K. Mond, WR M. Woods, CB T. Graham, DE I. Thomas, DE D. Njoku, DT T. Toggia
12/11	at CIN	QB K. Mond, WR J. Darden, LB R. Ragland, CB G. Williams, DE C. Winovich, T C. Hubbard, DT T. Toggia
12/17	BAL	QB K. Mond, WR J. Darden, WR Dav. Bell, CB T. Graham, DE I. Thomas, T C. Hubbard, DT T. Toggia
12/24	NO	QB K. Mond, WR J. Darden, RB D. Felton, CB T. Graham, T C. Hubbard, DE J. Clowney
1/1	at WAS	QB K. Mond, RB D. Felton, CB T. Graham, DT B. Stille, DE I. Thomas, T C. Hubbard, DT T. Toggia
1/8	at PIT	QB K. Mond, RB D. Felton, CB T. Graham, DT B. Stille, DE I. Thomas, T J. Conklin, DE J. Clowney

HISTORY

2022 TURNOVER TABLE

GAME	OPP.	TAKENAWAYS			PTS OFF	FUMBLES		GIVEAWAYS		DIFFERENCE	RESULT
		FUMBLES	INTS	TOTAL		FUMBLES	INT	TOTAL	PTS OFF		
9/11	at CAR	0	1	1	7	0	0	0	0	+1	W, 26-24
9/18	vs. NYJ	1	0	1	0	0	1	1	0	0	L, 31-30
9/22	vs. PIT	1	0	1	6	0	0	0	0	+1	W, 29-17
10/2	at ATL	0	1	1	3	1	1	2	7	-1	L, 23-20
10/9	vs. LAC	0	0	0	0	0	1	1	0	-1	L, 30-28
10/16	vs. NE	1	0	1	0	2	2	4	24	-3	L, 38-15
10/23	at BAL	1	0	1	0	2	0	2	7	-1	L, 23-20
10/31	vs. CIN	1	1	2	0	1	1	2	0	0	W, 32-13
11/3	at MIA	0	0	0	0	1	0	1	3	-1	L, 39-17
11/20	at BUF	0	0	0	0	1	0	1	3	-1	L, 31-23
11/27	vs. TB	0	0	0	0	0	1	1	0	-1	W, 23-16 (OT)
12/4	at HOU	2	2	4	17	1	1	2	3	+2	W, 27-14
12/11	at CIN	0	1	1	0	0	1	1	0	0	L, 23-10
12/17	vs. BAL	1	1	2	7	0	0	0	0	+2	W, 13-3
12/24	vs. NO	0	1	1	7	0	1	1	0	0	L, 17-10
1/1	at WAS	0	3	3	3	0	0	0	0	+3	W, 24-10
1/8	at PIT	1	0	1	0	0	2	2	10	-1	L, 28-14
TOTALS 17 GAMES		9	11	20	50	9	12	21	57	-1	

RECORDS

GAME DAY

2022 GAME-BY-GAME STATISTICS

2022 BROWNS GAME-BY-GAME OFFENSIVE STATISTICS																														
OPP	1ST DOWNS			DOWN CONV.			RUSHING			PASS			TDs			FGs	FUM	PEN	PUNTS											
	T	R	Pass	Pen.	3rd	4th	Net Yds	Plays	Net Att.	Avg.	Net Yds	Gross	A	C	TD					INT	P	Ret	M	A	No.	Lost	No.	Yds.	No.	Avg.
at CAR (9/11)	23	11	7	5	8/18	1/2	355	74	217	39	5.6	138	1-9	147	34	18	1	0	1	0	4	1	0	9	71	4	46.8	38:26		
vs. NYJ (9/18)	29	12	15	2	8/15	0-0	405	65	184	37	5.0	221	1-8	229	27	22	1	3	1	0	1	1	0	5	38	3	52	32:14		
vs. PIT (9/22)	22	10	12	0	6/16	3/4	376	71	181	38	4.5	205	2-15	220	31	21	2	0	1	2	1	1	0	0	5	25	5	40.6	36:09	
at ATL (10/2)	22	13	9	0	5/14	2/3	403	71	177	35	5.1	226	1-8	234	35	21	0	1	2	0	2	2	1	7	51	3	48.0	35:44		
vs. LAC (10/9)	27	11	15	1	4/10	0/1	443	65	213	31	6.9	230	0-0	230	34	21	1	3	0	0	2	0	2	0	0	6	65	2	59.5	30:02
vs. NE (10/16)	16	2	12	2	4/15	3/5	328	67	70	18	3.9	258	4-8	266	45	21	1	2	0	1	0	3	3	2	7	63	3	44.3	24:55	
at BAL (10/23)	18	8	2	2	2/11	1/1	336	56	113	24	4.7	223	5-35	258	27	0	0	2	0	2	3	2	6	45	3	57.7	25:56			
vs. CIN (10/31)	24	12	0	8/13	0/0	440	69	172	44	3.9	268	2-10	278	23	17	1	3	0	1	2	1	2	1	6	56	2	33.5	36:45		
at MIA (11/13)	20	7	10	3	5/12	2/5	297	62	112	24	4.7	185	3-97	324	35	22	1	0	1	0	1	1	1	1	6	52	1	41.0	26:46	
at BUF (11/20)	27	5	19	3	4/11	1/2	396	68	80	26	3.1	316	1-8	324	41	28	3	0	0	3	0	1	2	1	6	42	3	42.3	31:22	
vs. TB (11/27)	22	10	10	2	5/17	2/4	367	75	189	34	5.6	178	4-32	210	37	23	1	2	1	2	0	0	5	42	6	54.8	39:04			
at CIN (12/11)	14	7	6	1	4/13	0/0	304	61	174	38	4.6	130	1-1	131	22	12	0	1	0	0	3	2	2	1	6	56	6	51.8	32:16	
at CIN (12/11)	18	6	12	0	4/15	3/6	344	70	71	25	2.8	273	2-3	276	43	26	1	0	1	0	1	0	1	0	9	98	4	55.0	31:52	
vs. BAL (12/18)	19	8	10	1	5/15	2/2	283	64	143	33	4.3	140	3-21	161	28	18	1	0	1	0	2	4	0	0	3	32	3	51.7	33:08	
vs. NO (12/24)	15	7	7	1	7/16	1/3	249	67	124	34	3.6	125	2-10	135	31	15	0	1	0	1	0	4	0	4	45	5	42.6	30:46		
at WAS (1/1)	16	8	7	1	4/11	1/2	301	53	146	30	4.9	155	5-14	169	18	9	3	0	3	0	1	1	0	3	20	4	46.8	26:28		
at PIT (1/8)	18	5	11	2	5/12	1/2	307	58	134	22	6.1	173	7-57	230	29	19	2	2	0	2	0	0	1	0	9	65	4	48.5	29:04	
TOTAL	350	142	182	26	88/231	23/42	5994	1116	2490	532	4.7	3444	44-266	3710	540	335	19	12	19	19	4	24	32	15	9	102	865	61	48.5	31:31

2022 BROWNS GAME-BY-GAME DEFENSIVE STATISTICS																														
OPP	1ST DOWNS			DOWN CONV.			RUSHING			PASS			TDs			FGs	FUM	PEN	PUNTS											
	T	R	Pass	Pen.	3rd	4th	Net Yds	Plays	Net Att.	Avg.	Net Yds	Gross	A	C	TD					INT	P	Ret	M	A	No.	Lost	No.	Yds.	No.	Avg.
at CAR (9/11)	15	5	7	3	4/11	0-0	261	50	54	19	2.8	207	4-28	235	27	16	1	2	1	2	1	1	5	0	8	96	5	50.0	21:34	
vs. NYJ (9/18)	20	3	16	1	8/12	1/1	402	67	93	20	4.7	309	2-15	324	45	27	4	0	0	4	0	1	1	2	1	8	57	4	47.3	27:46
vs. PIT (9/22)	20	9	10	1	1/9	0/0	308	55	104	22	4.7	204	1-3	207	32	20	0	2	0	2	0	1	2	1	5	25	5	42.4	23:51	
at ATL (10/2)	19	11	6	2	3/9	0/0	333	55	202	35	5.8	131	1-8	139	19	7	0	1	2	0	0	3	3	1	1	15	3	51.0	24:16	
vs. LAC (10/9)	26	9	13	4	3/10	0/2	465	69	238	34	7.0	227	1-1	228	34	22	1	0	2	0	3	3	0	0	4	17	1	37	29:58	
vs. NE (10/16)	20	3	14	3	7/14	0/0	399	65	98	29	3.4	301	2-8	309	34	24	2	0	3	2	0	2	1	2	1	12	92	4	41.0	35:05
at BAL (10/23)	17	11	5	1	7/15	2/2	254	63	160	44	4.0	94	3-26	120	16	9	0	2	0	0	3	1	1	3	53	3	60.3	34:04		
vs. CIN (10/31)	15	3	9	3	4/10	0/1	229	50	36	10	3.6	193	5-39	232	35	25	2	1	0	2	0	1	1	2	6	4	36.8	23:15		
at MIA (11/13)	21	11	17	1	6/11	1/2	491	67	195	33	5.9	286	1-6	302	33	20	2	3	0	2	2	1	0	5	43	0	0	33:14		
at BUF (11/20)	22	12	9	1	3/11	0/0	357	62	171	33	5.2	196	2-11	197	27	18	1	0	1	0	6	6	0	0	8	89	2	49.5	28:38	
vs. TB (11/27)	16	5	9	2	4/15	1/1	325	66	96	20	4.8	229	3-17	246	43	29	2	0	0	2	0	1	1	0	0	9	70	9	47.2	30:37
at HOU (12/4)	16	4	10	2	1/12	1/2	283	61	82	22	3.7	201	0-0	201	39	20	1	2	0	1	0	2	2	3	2	5	31	7	50.6	27:44
at CIN (12/11)	23	8	11	4	6/15	0/0	363	61	136	26	5.3	227	2-12	239	33	18	2	1	2	0	1	2	0	1	0	4	36	5	41.0	28:08
vs. BAL (12/18)	17	10	6	1	5/12	0/3	324	61	126	28	7.1	126	3-12	138	30	17	0	1	0	0	1	3	4	1	3	25	1	41.0	26:52	
vs. NO (12/24)	14	8	5	1	7/15	0/0	244	54	152	39	3.9	92	0-0	92	15	8	0	1	2	0	0	1	2	0	2	35	6	42.3	29:14	
at WAS (1/1)	17	7	9	1	7/17	0/4	260	68	136	37	3.7	124	3-19	143	28	16	0	3	1	0	0	1	1	0	5	24	2	45.0	33:32	
at PIT (1/8)	23	10	10	3	9/15	0/0	337	67	148	37	4.0	186	1-6	195	29	13	1	0	2	1	0	2	2	3	1	4	20	3	48.0	30:56
TOTAL	329	129	166	34	85/215	8/18	5635	1041	2259	488	4.7	3336	34-211	3547	519	315	20	11	22	20	0	30	35	26	9	88	714	64	46.0	28:29

2022 GAME SUMMARIES

WEEK 1



**BROWNS 26
PANTHERS 24**
Sept. 11, 2022

Bank of America Stadium, Charlotte, N.C.



TEAM	1	2	3	4	F
Cleveland	0	17	3	6	26
Carolina	0	7	0	17	24

SCORING SUMMARY

TEAM Q TIME PLAY

Browns	2	10:49	K.Hunt 1 yd. pass from J.Brissett (C.York kick) (3:42, 1:37)
Browns	2	4:46	K.Hunt 24 yd. run (C.York kick) (8:78, 4:33)
Panthers	2	1:57	C.McCaffrey 1 yd. run (E.Pineiro kick) (6:75, 2:49)
Browns	2	0:21	C.York 26 yd. Field Goal (9:52, 1:36)
Browns	3	7:42	C.York 34 yd. Field Goal (13:58, 7:18)
Panthers	4	12:51	B.Mayfield 7 yd. run (E.Pineiro kick) (11:75, 4:44)
Browns	4	6:13	C.York 36 yd. Field Goal (10:57, 6:38)
Panthers	4	6:02	R.Anderson 75 yd. pass from B.Mayfield (E.Pineiro kick) (1:75, 0:11)
Panthers	4	1:13	E.Pineiro 34 yd. Field Goal (7:64, 1:01)
Browns	4	0:08	C.York 58 yd. Field Goal (6:35, 1:05)

TEAM STATISTICS

	CLE	CAR
FIRST DOWNS:	23	15
TIME OF POSSESSION:	38:26	21:34
TOTAL NET YARDS: (RU/PA): (S4/207)	355 (217/138)	261
SACKS/YARDS	4/28	1/9
PUNTS/AVERAGE:	4/46.8	5/44.2
PENALTIES/YARDS:	9/71	8/96
FUMBLES/LOST:	1/0	5/0

INDIVIDUAL STATISTICS

PASSING: CLE: J. Brissett 18-34-147 (TD); CAR: B. Mayfield 16-27-235 (TD, INT).
RUSHING: CLE: N.Chubb 22-141, K.Hunt 11-46 (TD), A.Schwartz 2-20, J.Brissett 4-10; CAR: C.McCaffrey 10-33 (TD), D.Moore 1-7, B.Mayfield 5-6 (TD), D.Foreman 2-5, C. Hubbard 1-3.
RECEIVING: CLE: D.Peoples-Jones 6-60, K.Hunt 4-24 (TD), A.Cooper 3-17, H.Bryant 2-18, A. Schwartz 1-19, D. Njoku 1-7, N. Chubb 1-2; CAR: R.Anderson 5-102 (TD), C. McCaffrey 4-24, D.Moore 3-43, I. Thomas 2-53, S.Smith 1-12, T.Tremble 1-1.



WEEK 2



**JETS 31
BROWNS 30**
Sept. 18, 2022

FirstEnergy Stadium, Cleveland, Ohio



TEAM	1	2	3	4	F
New York	0	14	0	17	31
Cleveland	7	7	3	13	30

SCORING SUMMARY

TEAM Q TIME PLAY

Browns	1	4:55	N. Chubb 4 yd. run (C.York kick) (14-90, 8:37)
Jets	2	13:06	G. Wilson 2 yd. pass from J. Flacco (G. Zuerlein kick) (13-75, 6:49)
Browns	2	8:17	A. Cooper 6 yd. pass from J. Brissett (C. York kick) (10-61, 4:49)
Jets	2	0:11	B. Hall 10 yd. pass from J. Flacco (G. Zuerlein kick) (8-54, 0:54)
Browns	3	9:58	C.York 22 yd. Field Goal (11-76, 5:02)
Jets	4	14:19	G. Zuerlein 57 yd. Field Goal (9-51, 4:45)
Browns	4	9:21	N. Chubb 7 yd. run (C.York kick) (9-75, 4:58)
Browns	4	1:55	N. Chubb 12 yd. run (kick failed, wr) (6-42, 0:35)
Jets	4	1:22	C. Davis 66 yd. pass from J. Flacco (G. Zuerlein kick) (2-75, 0:33)
Jets	4	0:22	G. Wilson 15 yd. pass from J. Flacco (G. Zuerlein kick) (9-53, 1:00)

TEAM STATISTICS

	NYJ	CLE
FIRST DOWNS:	20	29
TIME OF POSSESSION:	27:46	32:14
TOTAL NET YARDS: (RU/PA): (184/221)	402 (93/309)	405
SACKS/YARDS	1/8	2/15
PUNTS/AVERAGE:	4/47.3	3/52.0
PENALTIES/YARDS:	8/57	5/38
FUMBLES/LOST:	2/1	0/0

INDIVIDUAL STATISTICS

PASSING: NYJ: J. Flacco 26-44-307 (4 TD), B. Mann 1-1-17; CLE: J. Brissett 22-27-229 (TD, INT).
RUSHING: NYJ: Br. Hall 7-50, Mi. Carter 7-23, B. Berrios 2-22, J. Flacco 2-6, G. Wilson 1-(2), E. Moore 1-(6); CLE: N.Chubb 17-87 (3 TD), K.Hunt 13-58, J.Brissett 6-43, D. Felton 1-(4).
RECEIVING: NYJ: G. Wilson 8-102 (2 TD), T. Conklin 6-40, Mi. Carter 5-27, E. Moore 3-41, C. Davis 2-83 (TD), J. Smith 1-17, Br. Hall 1-10 (TD), T. Johnson 1-4; CLE: A. Cooper 9-101 (TD), H. Bryant 3-45, D. Njoku 3-32, N. Chubb 3-26, K. Hunt 2-16, Dav. Bell 1-6, D. Felton 1-3.



STAFF
PLAYERS
2022 SEASON
HISTORY
RECORDS
GAME DAY

2022 GAME SUMMARIES

WEEK 3



STEELERS 17
BROWNS 29
Sept. 22, 2022

FirstEnergy Stadium, Cleveland, Ohio



TEAM	1	2	3	4	F
Pittsburgh	0	14	0	3	17
Cleveland	7	6	3	13	29

SCORING SUMMARY

TEAM Q TIME PLAY

Browns 1 2:54 A. Cooper 11 yd. pass from J. Brissett (C. York kick) (7-60, 3:01)
 Steelers 2 14:55 N. Harris 5 yd. run (C. Boswell kick) (7-75, 2:59)
 Browns 2 8:58 D. Njoku 7 yd. pass from J. Brissett (kick failed, hru) (12-79, 5:57)
 Steelers 2 3:50 M. Trubisky 1 yd. run (C. Boswell kick) (10-75, 5:08)
 Browns 3 2:31 C.York 34 yd. Field Goal (14-70, 7:02)
 Browns 4 9:29 N. Chubb 1 yd. run (C. York kick) (11-80, 6:35)
 Steelers 4 1:48 C.Boswell 34 yd. Field Goal (7-63, 1:25)
 Browns 4 0:00 D. Ward fumble recovery in end zone

TEAM STATISTICS

	PIT	CLE
FIRST DOWNS:	20	22
TIME OF POSSESSION:	23:51	36:09
TOTAL NET YARDS: (RU/PA):	308 (104/204)	356
(17/1/205)		
SACKS/YARDS	2/15	1/3
PUNTS/AVERAGE:	5/42.4	5/40.6
PENALTIES/YARDS:	5/25	5/24
FUMBLES/LOST:	2/1	1/0

INDIVIDUAL STATISTICS

PASSING: PIT: M. Trubisky 20-32-207; CLE: J. Brissett 21-31-220 (2 TD).
RUSHING: PIT: N. Harris 15-56 (TD), J. Warren 4-30, C. Claypool 1-11, M. Trubisky 2-7 (TD); CLE: N.Chubb 23-113 (TD), K.Hunt 12-47, J.Brissett 3-11.
RECEIVING: PIT: D. Johnson 8-94, G. Pickens 3-39, C. Claypool 3-35, N. Harris 3-5, P. Freiermuth 2-41, J. Warren 1-3; CLE: D. Njoku 9-89 (TD), A. Cooper 7-101 (TD), K. Hunt 3-14, D. Peoples-Jones 1-10, Dav. Bell 1-6.



WEEK 4



BROWNS 20
FALCONS 23
Oct. 2, 2022

Mercedes-Benz Stadium, Atlanta, Ga.



TEAM	1	2	3	4	F
Cleveland	0	10	3	7	20
Atlanta	10	0	0	13	23

SCORING SUMMARY

TEAM Q TIME PLAY

Falcons 1 3:36 Y. Koo 30 yd. Field Goal (14-84, 6:43)
 Falcons 1 1:20 C. Patterson 13 yd. run (Y. Koo kick) (3-31, 1:32)
 Browns 2 7:35 J. Brissett 4 yd. run (C. York kick) (16-75, 8:45)
 Browns 2 0:07 C. York 29 yd. Field Goal (13-69, 6:24)
 Browns 3 3:06 C. York 45 yd. Field Goal (7:16, 3:51)
 Falcons 4 12:51 C. Huntley 5 yd. run (Y. Koo kick) (10-75, 5:15)
 Browns 4 9:51 N. Chubb 28 yd. run (C. York kick) (6-75, 3:00)
 Falcons 4 7:19 Y. Koo 21 yd. Field Goal (7-73, 2:32)
 Falcons 4 2:28 Y. Koo 45 yd. Field Goal (6-64, 1:07)

TEAM STATISTICS

	CLE	ATL
FIRST DOWNS:	22	19
TIME OF POSSESSION:	35:44	24:16
TOTAL NET YARDS: (RU/PA):	403 (177/226)	333
(202/139)		
SACKS/YARDS	1/8	1/8
PUNTS/AVERAGE:	3/48.0	3/51.0
PENALTIES/YARDS:	7/51	1/15
FUMBLES/LOST:	1/1	1/0

INDIVIDUAL STATISTICS

PASSING: CLE: J. Brissett 21-35-234; ATL: M. Mariota 7-19-139.
RUSHING: CLE: N.Chubb 19-118 (TD), K.Hunt 10-49, J. Brissett 5-16 (TD), D.Njoku 1-(6); ATL: T. Allgeier 10-84, C. Huntley 10-56 (TD), C.Patterson 9-38 (TD), A. Williams 1-21, M.Mariota 5-3.
RECEIVING: CLE: D. Njoku 5-73, D.Peoples-Jones 5-71, H.Bryant 4-18, Dav.Bell 2-35, K.Hunt 2-19, N. Chubb 2-9, A. Cooper 1-9; ATL: O. Zaccheus 2-55, D. London 2-17, K. Pitts 1-25, P. Hesse 1-22, T. Allgeier 1-20.



STAFF

PLAYERS

2022 SEASON

HISTORY

RECORDS

GAME DAY

2022 GAME SUMMARIES

WEEK 5



CHARGERS 30
BROWNS 28
Oct. 9, 2022

FirstEnergy Stadium, Cleveland, Ohio



WEEK 6



PATRIOTS 38
BROWNS 15
Oct. 16, 2022

FirstEnergy Stadium, Cleveland, Ohio



TEAM	1	2	3	4	F
Los Angeles	3	14	10	3	30
Cleveland	14	7	7	0	28

SCORING SUMMARY

TEAM Q TIME PLAY

Browns 1 12:01 N.Chubb 41 yd. run (C.York kick) (5-75, 2:59)
 Browns 1 4:01 A.Cooper 11 yd. pass from J.Brissett (C.York kick) (9-72, 4:51)
 Chargers 1 2:26 T.Bertolet 28 yd. Field Goal (5-66, 1:35)
 Chargers 2 13:39 J.Kelley 5 yd. run (T.Bertolet kick) (5-75, 2:02)
 Chargers 2 5:51 A.Ekeler 12 yd. pass from J.Herbert (T.Bertolet kick) (12-99, 6:00)
 Browns 2 2:55 N.Chubb 2 yd. run (C.York kick) (6-75, 2:56)
 Chargers 3 10:21 A.Ekeler 22 yd. run (T.Bertolet kick) (9-75, 4:39)
 Chargers 3 5:47 T.Bertolet 25 yd. Field Goal (7-23, 3:04)
 Browns 3 0:55 K.Hunt 2 yd. run (C.York kick) (11-75, 4:52)
 Chargers 4 9:29 T. Bertolet 27 yd. Field Goal (13-66, 6:26)

TEAM STATISTICS

	LAC	CLE
FIRST DOWNS:	26	27
TIME OF POSSESSION:	29:58	30:02
TOTAL NET YARDS: (RU/PA): (213/230)	465 (238/227)	443
SACKS/YARDS	0/0	1/1
PUNTS/AVERAGE:	1/37.0	2/59.5
PENALTIES/YARDS:	4/17	6/65
FUMBLES/LOST:	0/0	0/0

INDIVIDUAL STATISTICS

PASSING: LAC: J. Herbert 22-34-228 (TD); CLE: J. Brissett 21-34-230 (TD).
 RUSHING: LAC: A. Ekeler 16-173 (TD), J. Kelley 10-49 (TD), J. Herbert 5-13, Z. Horvath 2-3, S. Michel 1-0. CLE: N.Chubb 17-134 (2 TD), K.Hunt 11-47 (TD), J.Brissett 3-32.
 RECEIVING: LAC: M. Williams 10-134, A. Ekeler 4-26 (TD), J. Palmer 3-24, J. Kelley 2-33, D. Carter 2-9, G. Everett 1-2.
 CLE: A. Cooper 7-76 (TD), D. Njoku 6-88, D. Peoples-Jones 4-50, K. Hunt 3-10, Dav. Bell 1-6.

TEAM	1	2	3	4	F
New England	3	7	14	14	38
Cleveland	3	3	0	9	15

SCORING SUMMARY

TEAM Q TIME PLAY

Patriots 1 7:31 N. Folk 19 yd. Field Goal (12-63, 6:50)
 Browns 1 3:00 C. York 39 yd. Field Goal (9-54, 4:31)
 Patriots 2 3:23 R. Stevenson 31 yd. run (N. Folk kick) (9-87, 4:25)
 Browns 2 0:26 C. York 48 yd. Field Goal (9-42, 2:57)
 Patriots 3 11:22 T. Thornton 2 yd. pass from B. Zappe (N. Folk kick) (7-75, 3:38)
 Patriots 3 5:32 H. Henry 31 yd. pass from B. Zappe (N. Folk kick) (3-40, 1:30)
 Browns 4 14:35 C. York 51 yd. Field Goal (9-48, 2:39)
 Browns 4 6:17 A. Cooper 15 yd. pass from J. Brissett (pass failed) (8-65, 2:44)
 Patriots 4 4:28 T. Thornton 19 yd. run (N. Folk kick) (1-19, 0:04)
 Patriots 4 3:40 R. Stevenson 6 yd. run (N. Folk kick) (3-8, 0:16)

TEAM STATISTICS

	NE	CLE
FIRST DOWNS:	20	16
TIME OF POSSESSION:	35:05	24:55
TOTAL NET YARDS: (RU/PA): (70/258)	399 (98/301)	328
SACKS/YARDS	4/8	2/8
PUNTS/AVERAGE:	4/41.0	3/44.3
PENALTIES/YARDS:	12/92	7/63
FUMBLES/LOST:	1/1	3/2

INDIVIDUAL STATISTICS

PASSING: NE: B. Zappe 24-34-309 (2 TD); CLE: J. Brissett 21-45-266 (TD, 2 INT).
 RUSHING: NE: R. Stevenson 19-76 (2 TD), T. Thornton 3-16 (TD), K. Harris 3-5, P. Strong 1-5, B. Zappe 3-(-4). CLE: N.Chubb 12-56, K.Hunt 4-12, D. Peoples-Jones 1-2, J. Brissett 1-0.
 RECEIVING: NE: D. Parker 4-64, H. Henry 4-61 (TD), J. Meyers 4-60, T. Thornton 4-37 (TD), R. Stevenson 4-15, J. Smith 2-61, K. Bourne 1-17, B. Zappe 1-63. CLE: D. Peoples-Jones 4-74, A. Cooper 4-44 (TD), D. Njoku 3-58, H. Bryant 3-18, P. Brown 2-21, D. Johnson 2-9, M. Woods 1-15, N. Chubb 1-14, Dav. Bell 1-13.



2022 GAME SUMMARIES

WEEK 7



BROWNS 20
RAVENS 23
Oct. 23, 2022

MGT Bank Stadium, Baltimore, Md.



TEAM	1	2	3	4	F
Cleveland	0	10	3	7	20
Baltimore	10	0	0	13	23

SCORING SUMMARY

TEAM Q TIME PLAY


Browns 1 8:23 N.Chubb 2 yd. run (C.York kick) (11-75, 6:37)
 Ravens 1 3:27 J.Tucker 32 yd. Field Goal (9-61, 4:56)
 Browns 1 0:18 C.York 41 yd. Field Goal (5-52, 3:09)
 Ravens 2 10:05 J.Tucker 34 yd. Field Goal (4-5, 1:38)
 Ravens 2 1:57 G.Edwards 7 yd. run (J.Tucker kick) (10-80, 6:11)
 Ravens 3 7:39 G.Edwards 1 yd. run (J.Tucker kick) (8-25, 4:18)
 Browns 3 2:40 C.York 37 yd. Field Goal (10-56, 4:59)
 Ravens 4 11:24 J.Tucker 55 yd. Field Goal (13-38, 6:16)
 Browns 4 9:00 K.Hunt 2 yd. run (C.York kick) (7-75, 2:24)

TEAM STATISTICS

	CLE	BAL
FIRST DOWNS:	18	17
TIME OF POSSESSION:	25:56	34:04
TOTAL NET YARDS: (RU/PA):	336 (113/223)	254
(160/94)		
SACKS/YARDS:	3/26	5/35
PUNTS/AVERAGE:	3/57.7	3/60.3
PENALTIES/YARDS:	6/45	3/53
FUMBLES/LOST:	3/2	1/1

INDIVIDUAL STATISTICS

PASSING: CLE: J. Brissett 22-27-258; BAL: L. Jackson 9-16-120.
RUSHING: CLE: N. Chubb 16-91 (TD), J. Brissett 3-18, K. Hunt 5-4 (TD); BAL: G. Edwards 16-66 (2 TD), L. Jackson 10-59, J. Hill 5-26, K. Drake 11-5, M. Andrews 1-4, P. Ricard 1-0.
RECEIVING: CLE: D. Njoku 7-71, D. Peoples-Jones 6-71, A. Cooper 3-74, N. Chubb 2-16, H. Bryant 2-15, Dav. Bell 1-7, K. Hunt 1-4; BAL: R. Bateman 4-42, D. Duvernay 2-42, P. Ricard 2-20, T. Likely 1-6.



WEEK 8



TEAM	1	2	3	4	F
Cincinnati	0	0	0	13	13
Cleveland	0	11	14	7	32

SCORING SUMMARY

TEAM Q TIME PLAY

Browns 2 5:04 N.Chubb 3 yd. run (N.Chubb run) (10-78, 5:45)
 Browns 2 0:00 C.York 55 yd. Field Goal (6-26, 0:40)
 Browns 3 8:57 J.Brissett 3 yd. run (C.York kick) (11-75, 6:03)
 Browns 3 3:10 A.Cooper 4 yd. pass from J.Brissett (C.York kick) (8-60, 4:17)
 Bengals 4 14:15 T.Boyd 13 yd. pass from J.Burrow (kick failed, wr) (9-73, 3:55)
 Browns 4 8:46 N.Chubb 11 yd. run (C.York kick) (8-83, 5:29)
 Bengals 4 6:40 T.Higgins 41 yd. pass from J.Burrow (E.McPherson kick) (5-75, 2:06)

TEAM STATISTICS

	CIN	CLE
FIRST DOWNS:	15	24
TIME OF POSSESSION:	23:15	36:45
TOTAL NET YARDS: (RU/PA):	229 (136/93)	440
(172/268)		
SACKS/YARDS:	2/10	5/39
PUNTS/AVERAGE:	4/36.8	2/33.5
PENALTIES/YARDS:	2/6	6/56
FUMBLES/LOST:	1/1	1/1

INDIVIDUAL STATISTICS

PASSING: CIN: J. Burrow 25-35-232 (2 TD, INT); CLE: J. Brissett 17-22-278 (1A, Cooper 0-1-0 (INT)).
RUSHING: CIN: J. Mixon 8-27, S. Perine 1-7, J. Burrow 1-2; CLE: N. Chubb 23-101 (2 TD), K. Hunt (11-42), D. Johnson 4-17, J. Brissett 6-12 (TD).
RECEIVING: CIN: J. Mixon 7-32, H. Hurst 4-42, T. Higgins 3-49 (TD), T. Boyd 3-38, S. Perine 3-10, T. Irwin 2-27, C. Evans 1-26, T. Taylor 1-5, M. Wilcox 1-3; CLE: A. Cooper 5-131 (TD), D. Peoples-Jones 4-81, K. Hunt 4-30, Dav. Bell 2-27, M. Woods 1-6, N. Chubb 1-3.



STAFF

PLAYERS

2022 SEASON

HISTORY

RECORDS

GAME DAY

2022 GAME SUMMARIES

WEEK 10



**BROWNS 19
DOLPHINS 39**
Nov. 13, 2022

Hard Rock Stadium, Miami Gardens, Fl.



WEEK 11



**BROWNS 23
BILLS 31**
Nov. 20, 2022

Ford Field, Detroit, Mi.



TEAM	1	2	3	4	F
Cleveland	7	0	3	7	17
Miami	7	10	13	9	39

SCORING SUMMARY

TEAM Q TIME PLAY

Browns	1	12:13	H.Bryant 1 yd. pass from J.Brissett (C.York kick) (4:53, 2:47)
Dolphins	1	6:13	A.Ingold 13 yd. pass from T.Tagovailoa (J.Sanders kick) (10:84, 6:00)
Dolphins	2	11:05	J.Sanders 39 yd. Field Goal (9:50, 4:08)
Dolphins	2	0:32	T.Sherfield 14 yd. pass from T.Tagovailoa (J.Sanders kick) (7:53, 0:50)
Dolphins	3	11:35	R.Mostert 24 yd. run (J.Sanders kick) (6:70, 3:25)
Browns	3	6:56	C.York 37 yd. Field Goal (11:56, 4:39)
Dolphins	3	0:37	T.Hill 2 yd. pass from T.Tagovailoa (kick failed, wr) (13:77, 6:19)
Browns	4	13:09	N.Chubb 33 yd. run (C.York kick) (7:76, 2:28)
Dolphins	4	8:15	J.Sanders 33 yd. Field Goal (9:60, 4:54)
Dolphins	4	7:07	J.Wilson 20 yd. run (kick failed, wl) (1:20, 0:06)

TEAM STATISTICS

	CLE	MIA
FIRST DOWNS:	20	29
TIME OF POSSESSION:	26:46	33:14
TOTAL NET YARDS: (RU/PA): (195/296)	297 (112/185)	491
SACKS/YARDS	1/6	3/27
PUNTS/AVERAGE:	1/41.0	0/0
PENALTIES/YARDS:	6/52	5/43
FUMBLES/LOST:	1/1	1/0

INDIVIDUAL STATISTICS

PASSING: CLE: J.Brissett 22-35-212 (TD); MIA: T.Tagovailoa 25-32-285 (3 TD), S.Thompson 1-1-17.
RUSHING: CLE: N.Chubb 11-63 (TD), J.Brissett 7-40, K.Hunt 6-9; MIA: J.Wilson 17-119 (TD), R.Mostert 8-65 (TD), S.Ahmed 3-11, S.Thompson 3-0, D.Smythe 1-0, T.Tagovailoa 1-0.
RECEIVING: CLE: D.Peoples-Jones 5-99, A.Cooper 3-32, Dav.Bell 3-24, N.Chubb 3-18, H.Bryant 3-15 (TD), P.Brown 2-13, K.Hunt 1-10, A.Schwartz 1-3, D.Johnson 1-(2); MIA: T.Hill 5-44 (TD), J.Waddle 4-66, T.Sherfield 4-63 (TD), A.Ingold 4-45, R.Mostert 4-22, M.Gesicki 2-31, J.Wilson 2-24, C.Wilson 1-7.

TEAM	1	2	3	4	F
Cleveland	7	3	0	13	23
Buffalo	3	10	9	9	31

SCORING SUMMARY

TEAM Q TIME PLAY


Browns	1	9:02	A.Cooper 25 yd. pass from J.Brissett (C.York kick) (9:75, 5:58)
Bills	1	3:32	T.Bass 42 yd. Field Goal (4:8, 1:44)
Browns	2	14:05	C.York 32 yd. Field Goal (9:51, 4:27)
Bills	2	4:54	T.Bass 36 yd. Field Goal (11:34, 3:23)
Bills	2	0:14	S.Diggs 5 yd. pass from J.Allen (T.Bass kick) (11:78, 1:40)
Bills	3	9:42	T.Bass 56 yd. Field Goal (8:36, 5:18)
Bills	3	4:08	D.Singletary 5 yd. run (run failed) (4:73, 1:41)
Bills	4	13:20	T.Bass 49 yd. Field Goal (7:45, 3:17)
Bills	4	6:45	T.Bass 28 yd. Field Goal (9:54, 5:08)
Browns	4	4:11	A.Cooper 7 yd. pass from J.Brissett (pass failed) (9:75, 2:34)
Bills	4	1:56	T.Bass 39 yd. Field Goal (7:21, 2:15)
Browns	4	0:19	D.Peoples-Jones 2 yd. pass from J.Brissett (C.York kick) (8:75, 1:37)

TEAM STATISTICS

	CLE	BUF
FIRST DOWNS:	27	22
TIME OF POSSESSION:	26:46	33:14
TOTAL NET YARDS: (RU/PA): (171/186)	396 (80/316)	357
SACKS/YARDS	2/11	1/8
PUNTS/AVERAGE:	3/42.3	2/49.5
PENALTIES/YARDS:	6/42	8/89
FUMBLES/LOST:	1/1	0/0

INDIVIDUAL STATISTICS

PASSING: CLE: J.Brissett 28-41-324 (3 TD); BUF: J.Allen 18-27-197 (TD).
RUSHING: CLE: K.Hunt 5-32, J.Brissett 7-29, N.Chubb 14-19; BUF: D.Singletary 18-86 (TD), J.Cook 11-86, J.Allen 3-7, N.Hines 1-8.
RECEIVING: CLE: A.Cooper 8-113 (2 TD), D.Peoples-Jones 5-61 (TD), H.Bryant 4-41, Dav.Bell 4-22, N.Chubb 3-48, K.Hunt 2-22, D.Njoku 2-17; BUF: D.Knox 7-70, G.Davis 5-68, S.Diggs 4-48 (TD), D.Singletary 2-11.



STAFF

PLAYERS

2022 SEASON

HISTORY

RECORDS

GAME DAY

2022 GAME SUMMARIES

WEEK 12



**BUCCANEERS 17
BROWNS 23 (OT)**

Nov. 27, 2022

FirstEnergy Stadium, Cleveland, Ohio



TEAM	1	2	3	4	OT	F
Tampa Bay	7	3	7	0	0	17
Cleveland	10	0	0	7	6	23

SCORING SUMMARY

TEAM	Q	TIME	PLAY
Browns	1	10:45	A.Schwartz 31 yd. run (C.York kick) (7-78, 4:15)
Bucs	1	5:11	C.Godwin 10 yd. pass from T.Brady (R.Succop kick) (9-75, 5:34)
Browns	1	2:22	C.York 51 yd. Field Goal (7-42, 2:49)
Bucs	2	0:39	R.Succop 42 yd. Field Goal (10-47, 3:14)
Bucs	3	7:41	K.Kieft 5 yd. pass from T.Brady (R.Succop kick) (7-80, 3:48)
Browns	4	0:32	D.Njoku 5 yd. pass from J.Brissett (C.York kick) (6-46, 1:38)
Browns	5	0:19	N.Chubb 3 yd. run (6-71, 2:26)

TEAM STATISTICS

	TB	CLE
FIRST DOWNS:	16	22
TIME OF POSSESSION:	30:37	39:04
TOTAL NET YARDS: (RU/PA):	325 (96/229)	367
(189/178)		
SACKS/YARDS	4/32	3/17
PUNTS/AVERAGE:	9/47.2	6/54.8
PENALTIES/YARDS:	9/70	5/42
FUMBLES/LOST:	0/0	0/0

INDIVIDUAL STATISTICS

PASSING: TB: T.Brady 29-43-246 (2 TD); CLE: J. Brissett 23-37-210 (TD, INT).
RUSHING: TB: R.White 14-64, K.Vaughn 4-15, J.Jones 1-15, T.Brady 1-2; CLE: N.Chubb 26-116 (TD), A.Schwartz 1-31 (TD), J.Brissett 2-27, K. Hunt 5-15).
RECEIVING: TB: C.Godwin 12-110 (TD), R.White 9-45, J.Jones 3-40, M.Evans 2-31, C.Brate 2-15, K.Kieft 1-5 (TD); CLE: A.Cooper 7-94, D.Njoku 5-29 (TD), Dav.Bell 4-23, D.Peoples-Jones 2-16, H.Bryant 2-9, A.Schwartz 1-17, N.Chubb 1-16, K.Hunt 1-6.



WEEK 13



TEAM	1	2	3	4	F
Cleveland	0	7	7	13	27
Houston	3	2	3	6	14

SCORING SUMMARY


TEAM	Q	TIME	PLAY
Texans	1	8:02	K.Fairbairn 44 yd. Field Goal (8-13, 3:51)
Texans	2	11:53	N.Chubb tackled in endzone by R.Lopez for a Safety
Browns	2	3:41	D.Peoples-Jones 76 yd. punt return (C.York kick)
Browns	3	10:10	D.Ward 4 yd. fumble return (C.York kick)
Texans	3	5:08	K.Fairbairn 35 yd. Field Goal (7-59, 5:02)
Browns	4	9:36	C.York 43 yd. Field Goal (11-42, 5:58)
Browns	4	9:30	T.Fields 16 yd. interception return (C.York kick)
Browns	4	4:03	C.York 42 yd. Field Goal (4-8, 1:26)
Texans	4	1:57	N.Collins 6 yd. pass from K.Allen (pass failed) (7-75, 2:06)

TEAM STATISTICS

	CLE	HOU
FIRST DOWNS:	14	16
TIME OF POSSESSION:	32:16	27:44
TOTAL NET YARDS: (RU/PA):	304 (174/131)	283
(82/201)		
SACKS/YARDS	0/0	1/1
PUNTS/AVERAGE:	6/51.8	7/50.6
PENALTIES/YARDS:	6/56	5/31
FUMBLES/LOST:	1/1	3/2

INDIVIDUAL STATISTICS

PASSING: CLE: D.Watson 12-22-131 (INT); HOU: K.Allen 20-39-201 (TD, 2 INT).
RUSHING: CLE: N.Chubb 17-80, K.Hunt 9-56, D.Watson 7-21, H.Bryant 1-8, A.Schwartz 1-6, J.Ford 3-3; HOU: D.Pierce 18-73, D.Ogunbowale 2-8, K.Allen 2-1.
RECEIVING: CLE: A.Cooper 4-40, D.Peoples-Jones 3-44, K.Hunt 2-18, A.Schwartz 1-12, P.Brown 1-11, H.Bryant 1-6; HOU: B.Jordan 4-46, C.Moore 3-46, N.Collins 3-35, D.Pierce 3-22, J.Akins 3-21, P.Dorsett 2-18, D.Ogunbowale 2-13.



STAFF

PLAYERS

2022 SEASON

HISTORY

RECORDS

GAME DAY

2022 GAME SUMMARIES

WEEK 14



**BROWNS 10
BENGALS 23**
Dec. 11, 2022

Paycor Stadium, Cincinnati, Ohio



TEAM	1	2	3	4	F
Cleveland	0	3	7	0	10
Cincinnati	0	13	7	3	23

SCORING SUMMARY

TEAM Q TIME PLAY


Bengals 2 9:43 J.Chase 15 yd. pass from J.Burrow (E.McPherson kick) (9-85, 5:03)
 Browns 2 2:59 C.York 26 yd. Field Goal (13-63, 6:44)
 Bengals 2 0:24 S.Perine 6 yd. run (kick failed, w/1) (9-75, 2:35)
 Browns 3 7:26 T.Irwin 45 yd. pass from J.Burrow (E.McPherson kick) (2-56, 0:44)
 Browns 3 2:17 D.Njoku 13 yd. pass from D.Watson (C.York kick) (10-71, 5:09)
 Bengals 4 14:57 E.McPherson 30 yd. Field Goal (6-63, 2:20)

TEAM STATISTICS

	CLE	CIN
FIRST DOWNS:	18	23
TIME OF POSSESSION:	31:52	28:08
TOTAL NET YARDS: (RU/PA):	344 (71/273)	363
(136/227)		
SACKS/YARDS	2/12	2/3
PUNTS/AVERAGE:	4/55.0	5/41.0
PENALTIES/YARDS:	9/98	4/36
FUMBLES/LOST:	0/0	0/0

INDIVIDUAL STATISTICS

PASSING: CLE: D.Watson 26-42-276 (TD, INT), J.Brissett 0-1-0; CIN: J.Burrow 18-33-239 (2 TD, INT).
RUSHING: CLE: N.Chubb 14-34, D.Watson 6-33, K.Hunt 4-6, D.Njoku 1-(-2); CIN: J.Mixon 14-96, S.Perine 4-22 (TD), J.Burrow 6-10, J.Chase 1-6, T.Williams 1-2.
RECEIVING: CLE: D.Peoples Jones 8-114, D.Njoku 7-58 (TD), Dav. Bell 3-27, N.Chubb 3-20, A.Cooper 2-42, K.Hunt 2-6, H.Bryant 1-8; CIN: J.Chase 10-119 (TD), T.Irwin 2-58 (TD), J.Mixon 2-10, T.Taylor 1-34, M.Wilcox 1-10, T.Williams 1-6, S.Perine 1-2.



WEEK 15



**RAVENS 3
BROWNS 13**
Dec. 17, 2022

FirstEnergy Stadium, Cleveland, Ohio



TEAM	1	2	3	4	F
Baltimore	0	3	0	0	3
Cleveland	0	6	7	0	13

SCORING SUMMARY

TEAM Q TIME PLAY

Browns 2 14:10 C.York 47 yd. Field Goal (14-64, 7:42)
 Ravens 2 5:31 J.Tucker 53 yd. Field Goal (9-27, 4:26)
 Browns 2 1:52 C.York 23 yd. Field Goal (11-71, 3:39)
 Browns 3 2:10 D.Peoples-Jones 3 yd. pass from D.Watson (C.York kick) (12-91, 6:08)

TEAM STATISTICS

	BAL	CLE
FIRST DOWNS:	12	19
TIME OF POSSESSION:	26:52	33:08
TOTAL NET YARDS: (RU/PA):	324 (198/126)	283
(143/140)		
SACKS/YARDS	3/21	3/12
PUNTS/AVERAGE:	1/41.0	3/51.7
PENALTIES/YARDS:	3/25	3/32
FUMBLES/LOST:	4/1	0/0

INDIVIDUAL STATISTICS

PASSING: BAL: T.Huntley 17-30-138 (INT); CLE: D.Watson 18-28-161 (TD).
RUSHING: BAL: J.Dobbins 13-125, G.Edwards 7-55, T.Huntley 6-15, J.Hill 1-3, P.Ricard 1-0; CLE: N.Chubb 21-99, K.Hunt 4-24, D.Watson 6-22, J.Brissett 1-3, M.Woods 1-(-5).
RECEIVING: BAL: D.Robinson 6-29, M.Andrews 3-31, D.Duvernay 2-29, I.Likely 2-18, J.Oliver 2-13, J.Hill 1-15, J.Dobbins 1-3; CLE: A.Cooper 4-58, D.Peoples-Jones 4-31 (TD), D.Njoku 3-28, D.Baldwin 2-25, H.Bryant 2-7, D.Felton 1-5, M.Woods 1-4, K.Hunt 1-3.



STAFF

PLAYERS

2022 SEASON

HISTORY

RECORDS

GAME DAY

2022 GAME SUMMARIES

WEEK 16



SAINTS 17
BROWNS 10
Dec. 24, 2022

FirstEnergy Stadium, Cleveland, Ohio



TEAM	1	2	3	4	OT	F
New Orleans	0	3	14	0		17
Cleveland	0	10	0	0		10

SCORING SUMMARY

TEAM	Q	TIME	PLAY
Browns	2	14:55	D.Watson 12 yd. run (C.York kick) (5-30, 2-49)
Browns	2	4:07	C.York 30 yd. Field Goal (17-60, 8-44)
Saints	2	0:00	W.Lutz 23 yd. Field Goal (10-68, 4-07)
Saints	3	9:40	T.Hill 8 yd. run (W.Lutz kick) (9-67, 5:20)
Saints	3	0:55	A.Kamara 4 yd. run (W.Lutz kick) (4-15, 2:00)

TEAM STATISTICS

	NO	CLE
FIRST DOWNS:	14	15
TIME OF POSSESSION:	29:14	30:46
TOTAL NET YARDS: (RU/PA):	244 (152/92)	249
(124/125)		
SACKS/YARDS:	2/10	0/0
PUNTS/AVERAGE:	6/42.3	5/42.6
PENALTIES/YARDS:	2/15	4/45
FUMBLES/LOST:	2/0	0/0

INDIVIDUAL STATISTICS

PASSING: NO: A.Dalton 8-15-92 (INT); CLE: D.Watson 15-31-135 (INT).
RUSHING: NO: A.Kamara 20-76 (TD), T.Hill 9-56 (TD), D.Johnson 7-16, A.Prentice 2-5, A.Dalton 1-(-1); CLE: N.Chubb 24-92, D.Watson 3-24 (TD), K.Hunt 7-8.
RECEIVING: NO: R.Shaheed 4-41, A.Kamara 2-34, J.Johnson 1-9, D.Johnson 1-8; CLE: A.Cooper 6-72, K.Hunt 3-14, D.Njoku 2-14, Dav.Bell 1-18, N.Chubb 1-10, M.Woods 1-5, D.Peoples-Jones 1-2.



WEEK 17



TEAM	1	2	3	4	F
Cleveland	3	0	14	7	24
Washington	0	7	0	3	10

SCORING SUMMARY

TEAM	Q	TIME	PLAY
Browns	1	9:02	C.York 37 yd. Field Goal (5-17, 1:26)
Commanders	2	0:21	C.Wentz 1 yd. run (J.Slye kick) (21-96, 11:27)
Browns	3	10:03	A.Cooper 46 yd. pass from D.Watson (C.York kick) (8-63, 2:50)
Browns	3	0:36	D.Peoples-Jones 13 yd. pass from D.Watson (C.York kick) (12-84, 6:20)
Commanders	4	10:26	J.Slye 43 yd. Field Goal (9-50, 5:10)
Browns	4	5:21	A.Cooper 33 yd. pass from D.Watson (C.York kick) (9-75, 5:05)

TEAM STATISTICS

	CLE	WAS
FIRST DOWNS:	16	17
TIME OF POSSESSION:	26:28	33:32
TOTAL NET YARDS: (RU/PA):	301 (146/155)	260
(136/124)		
SACKS/YARDS:	3/19	5/14
PUNTS/AVERAGE:	4/46.8	2/45.0
PENALTIES/YARDS:	3/20	5/24
FUMBLES/LOST:	0/0	0/0

INDIVIDUAL STATISTICS

PASSING: CLE: D.Watson 9-18-169 (3 TD); WAS: C.Wentz 16-29-143 (3 INT).
RUSHING: CLE: N.Chubb 14-104, D.Watson 8-31, J.Ford 5-9, J.Brissett 1-2, K.Hunt 2-0; WAS: B.Robinson 24-87, J.Williams 9-30, T.McLaurin 1-12, C.Wentz 3-7 (TD).
RECEIVING: CLE: A.Cooper 3-105 (2 TD), H.Bryant 2-19, D.Njoku 1-21, D.Peoples-Jones 1-13 (TD), N.Chubb 1-12, K.Hunt 1-(-1); WAS: L.Thomas 6-56, J.Dotson 3-37, J.Williams 3-3, T.McLaurin 2-25, C.Sims 1-16, C.Samuel 1-6.



STAFF

PLAYERS

2022 SEASON

HISTORY

RECORDS

GAME DAY

2022 GAME SUMMARIES

WEEK 18



BROWNS 14
STEELERS 28
 Jan. 8, 2023
 Acrisure Stadium, Pittsburgh, Pa.



TEAM	1	2	3	4	F
Cleveland	0	7	0	7	14
Pittsburgh	0	10	10	8	28

SCORING SUMMARY

TEAM Q TIME PLAY

Browns	2	6:27	D.Njoku 10 yd. pass from D.Watson (C.York kick) (10-71, 4:57)
Steelers	2	1:47	G.Pickens 31 yd. pass from K.Pickett (C.Boswell kick) (9-75, 4:40)
Steelers	2	0:38	C.Boswell 49 yd. Field Goal (6-25, 0:33)
Steelers	3	9:04	C.Boswell 34 yd. Field Goal (12-59, 5:56)
Steelers	3	3:12	N.Harris 4 yd. run (C.Boswell kick) (6-25, 2:30)
Browns	4	10:11	N.Chubb 2 yd. pass from D.Watson (C.York kick) (7-77, 4:38)
Steelers	4	4:37	D.Watt 1 yd. run (K.Pickett-D.Johnson pass) (14-75, 5:34)

TEAM STATISTICS

	CLE	PIT
FIRST DOWNS:	18	23
TIME OF POSSESSION:	29:04	30:56
TOTAL NET YARDS: (RU/PA): (148/195)	307 (134/173)	337
SACKS/YARDS	1/6	7/57
PUNTS/AVERAGE:	4/48.5	3/48.0
PENALTIES/YARDS:	9/65	4/20
FUMBLES/LOST:	1/0	3/1

INDIVIDUAL STATISTICS

PASSING: CLE: D.Watson 19-29-230 (2 TD, 2 INT); PIT: K.Pickett 13-29-195 (TD).

RUSHING: CLE: N.Chubb 12-77, D.Watson 6-44, K.Hunt 4-13; PIT: N.Harris 23-84 (TD), J.Warren 6-36, S.Sims 1-16, Co.Hayward 1-6, G.Olszewski 2-4, K.Pickett 3-1, D.Watt 1-1 (TD).

RECEIVING: CLE: N.Chubb 5-45 (TD), D.Njoku 4-42 (TD), K.Hunt 3-15, A.Cooper 2-51, D.Peoples-Jones 2-42, H.Bryant 2-20, M.Woods 1-15; PIT: G.Pickens 3-72 (TD), Co.Hayward 3-45, J.Warren 3-7, D.Johnson 2-38, Z.Gentry 1-23, N.Harris 1-10.





HISTORY

The Cleveland Browns have one of the richest traditions in professional football, boasting eight league titles, including four NFL championships. In addition, 17 former Browns have been inducted into the Pro Football Hall of Fame in Canton, the seventh-most of any NFL franchise.

The Browns were founded in 1945 as a charter member of the All-America Football Conference (AAFC), under businessman Arthur B. "Mickey" McBride, who would name Paul Brown the team's general manager and head coach. The franchise conducted a team naming contest, and the No. 1 choice was "Browns," highlighting Paul Brown's popularity in the area. In addition to Brown, that first team consisted of future Hall of Famers in center Frank Gatski, quarterback Otto Graham, offensive tackle/kicker Lou Groza, receiver Dante Lavelli, fullback Marion Motley and lineman Bill Willis.

In their first season in the AAFC (1946), the Browns posted a 12-2 record and went on to defeat the New York Yankees in the league's inaugural championship game, 14-9. They were equally successful off the field, averaging more than 57,000 fans to their home games at Municipal Stadium. The Browns would go on to claim the AAFC title in all four years of the league's existence, including a 15-0 record in 1948.

In 1950, the Browns were one of only three AAFC teams to merge with the National Football League, along with the San Francisco 49ers and Baltimore Colts. Despite joining a more established league, Cleveland continued its success as they marched through the 1950 regular season with a 10-2 record before defeating the New York Giants in the playoffs and the Los Angeles Rams in the championship game. In fact, the Browns appeared in the NFL Championship game in each of their first seven years in the league (1950-56), coming away with three titles during that time (1950, 1954-55).

Quarterback Otto Graham guided the Browns to the championship game in all 10 of his professional seasons, helping the team capture seven titles (four AAFC and three NFL). Graham led the AAFC in passing all four years and led the NFL in passing twice (1953 and 1955), while totaling 23,584 passing yards combined in both leagues.

In 1957, the Browns selected Syracuse running back Jim Brown with the sixth overall pick of the NFL Draft. Brown would go on to lead the league in rushing that year with 942 yards in just 12 games as he was named NFL Rookie of the Year. He helped the Browns back to the NFL title game that season, although they dropped a 59-14 decision to the Detroit Lions. The following year, Brown again led the league in rushing, with 1,527 yards and 27 touchdowns. It marked one of seven times over the next eight years in which he rushed for more than 1,100 yards.

After going consecutive seasons without making the playoffs for the first time in franchise history (1961-62), Blanton Collier took over for Paul Brown as head coach in 1963, and guided the team to a regular season record of 10-4 as they returned to the postseason, led by Jim Brown's career-high 1,863 rushing yards. The following year, the Browns put together a record of 10-3-1, capped by a 27-0 victory over

Baltimore in the NFL Championship game. The 1964 season marked the first of three NFL title game appearances for the Browns over the next five years.

Following the 1965 season, Brown unexpectedly announced his retirement to pursue an acting career. In his final year, Brown rushed for 1,544 yards, the third straight year and eighth time in his nine NFL seasons that he topped the league's rushing chart.

Following Brown's retirement, Cleveland could not be derailed as the team qualified for the postseason in three of the next four years, including two NFL Championship game appearances (1968-69). Running back Leroy Kelly, an eighth-round draft choice of the team in 1964, rushed for more than 1,000 yards in three of those seasons (1966-68).

On Sept. 21, 1970, the Browns became part of history as they had the distinction of hosting the New York Jets in the first-ever Monday Night Football game, emerging with a 31-21 victory.

Collier wrapped up his coaching career following the 1970 season. He registered a 76-34-2 (.688) regular season record and guided the Browns to four NFL Championship games.

The decade of the 1970s started with the Browns making two trips to the playoffs in the first three years. Then came a stretch in which the Browns missed the postseason seven straight seasons (1973-79). In the final year of that span, however, the Browns, under the guidance of second-year Head Coach Sam Rutigliano, put together a record of 9-7 and affectionately earned the nickname of the "Kardiac Kids." Of the team's nine victories that year, seven came by seven points or less. Two of those wins occurred in overtime, while three others were decided within the final two minutes of regulation.

This excitement continued into the following season of 1980. After starting the year 2-3, the Browns reeled off five straight wins and victories in eight of their next nine. Of those eight triumphs, six came by six points or less. On the final week of the season, Don Cockroft's 22-yard field goal with less than two minutes to play lifted the Browns to a 27-24 victory over the Bengals at Cincinnati's Riverfront Stadium, as Cleveland captured its first AFC Central crown since 1971 and its first playoff berth since 1972.

In 1985, the franchise underwent a makeover as Marty Schottenheimer was named the team's sixth full-time head coach and the club selected University of Miami quarterback Bernie Kosar – a Youngstown native who grew up in Boardman, Ohio – in the NFL Supplemental Draft. By midseason of his rookie year, Kosar had cracked the starting lineup, leading the Browns to wins in four of his first six starts. Cleveland went on to post an 8-8 record that year, which was good for first place in the AFC Central division. That season, running backs Earnest Byner and Kevin Mack both topped the 1,000-yard rushing mark, a feat that would not be accomplished again by a pair of running backs on the same team in the same season until 2008.

The Browns seemed poised for their first playoff win since 1969 as they held a 21-3 third-quarter lead over the Dolphins at the Orange Bowl before Miami reeled off 21 unanswered

points to come away with a 24-21 victory. With Kosar at the helm, the Browns would win three AFC Central division titles over the next four years (1986-87, 1989) and qualify for the playoffs on each occasion. Three of those four appearances resulted in a spot in the AFC Championship game, only to be stopped short of their ultimate destination by the Denver Broncos each time.

In Aug. of 1991, the Browns moved into a new administrative complex in Berea and began holding training camp there in July of the following year.

On Nov. 6, 1995, it was announced that the Browns had signed a deal to relocate to Baltimore for the following season. In Feb. 1996, the NFL announced that the Browns would be “deactivated” for three years and that a new stadium would be built for a new Browns team – either as an expansion team or one that would move from another city – that would begin play in 1999. Cleveland NFL Football (Cleveland Browns Trust) was formed by the NFL with Bill Futterer as President and NFL Commissioner Paul Tagliabue as Trustee. The Trust represented the NFL in the stadium design and construction, managed the sale of suites and club seats, and sold Permanent Seat Licenses and season tickets. In March 1998, at the owners meeting in Orlando, Tagliabue announced that the Browns would be an expansion team rather than a relocated team. On Sept. 8, 1998, the NFL awarded the new Cleveland Browns franchise to a group led by Alfred Lerner, and the NFL formally transferred ownership on Oct. 23, 1998.

The new Cleveland Browns franchise played their first game on Aug. 9, 1999 when they edged the Dallas Cowboys, 20-17 in overtime, in the annual Hall of Fame Game at Fawcett Stadium in Canton to open the preseason. They played their first regular season game on Sept. 12 against their long-time rival, the Pittsburgh Steelers at FirstEnergy Stadium. Their initial regular season victory occurred in dramatic fashion as a 56-yard Hail Mary from quarterback Tim Couch to wide receiver Kevin Johnson as time expired lifted the Browns to a 21-16 decision over the Saints at the Superdome, in what would be the first of two wins in that first season back for Cleveland.

On Oct. 23, 2002, owner Alfred Lerner passed away and his son, Randy, took over control of the team. Later that year, the Browns won their final two regular season games to finish with a record of 9-7, earning them their first playoff berth since returning to the league just four years earlier.

With the third overall pick in the 2007 NFL Draft, the Browns selected left tackle Joe Thomas. He played every offensive snap for the Browns from his rookie season through Week 7 in 2017, when his streak ended at 10,363, the longest streak in NFL history. He also became the fifth player and the only lineman in NFL history to be selected to the Pro Bowl each of his first 10 seasons.

The team unveiled a Ring of Honor at FirstEnergy Stadium at halftime of the home opener against the Kansas City Chiefs on Sept. 19, 2010. The inaugural class consisted of the franchise's first 16 Hall of Famers, as the name of each man was permanently displayed on the stadium's upper deck facade. In 2012, the years of the team's eight league championships were added to the southeast end of the facade. In 2018, the number 10,363 was enshrined

to honor Joe Thomas' snap streak. In 2019, Clay Matthews was inducted into the Browns Ring of Honor. In 2021, Hall of Fame WR Mac Speedie was inducted.

On Aug. 2, 2012, Dee and Jimmy Haslam agreed to purchase controlling interest of the Cleveland Browns from Randy Lerner. The NFL approved the Haslams as the owners on Oct. 16.

The Browns and FirstEnergy Corp. announced that the team's venue would be called FirstEnergy Stadium, Home of the Cleveland Browns on Jan. 15, 2013.

On Oct. 29, 2017, the Browns played their first regular season game outside of the United States when they faced the Minnesota Vikings at Twickenham Stadium in London, England.

The Browns selected QB Baker Mayfield with the first overall pick in the 2018 NFL Draft and in just 13 starts, he set the NFL record for touchdown passes by a rookie with 27.

Kevin Stefanski was named Head Coach on Jan. 13, 2020 and Andrew Berry was named Executive Vice President of Football Operations and General Manager on Jan. 28, 2020. On January 15, 2020, Mac Speedie was elected to the Pro Football Hall of Fame Class of 2020.

Kevin Stefanski led the Browns to an 11-5 record in 2020 to clinch the team's first playoff berth since 2002 and ending the league's longest playoff drought for a club. The team then went on to grab their first postseason victory since the 1994 season, beating the Pittsburgh Steelers in the AFC Wild Card Round on Jan. 10, 2021.

DE Myles Garrett set a single-season franchise record after recording 16 sacks in both 2021 and 2022. On Oct. 16, 2022, Garrett passed Clay Matthews Jr. (62.0) for most sacks in Browns' franchise history. RB Nick Chubb (1,525 rushing yards) became the second back in team history to achieve 1,500 rushing yards in a single season (Jim Brown in 1958, 1963, & 1965). In addition, Joe Thomas was inducted into the Browns' Ring of Honor and named a first-ballot Hall of Famer on Feb. 9, 2023, five years after his retirement.

GRAHAM

14

BROWN

32

DAVIS


45

FLEMING

46

GROZA

76



#14 OTTO GRAHAM

From 1946-1955, Otto Graham guided the Browns to 10 league championship games and NFL Championships in 1950, 1954 and 1955. He led the NFL in passing for two seasons and recorded 23,584 career passing yards. In 1953, Graham finished the season with a 64.73 completion percentage, the highest in club history. He was an All-League selection from 1951-55. Graham was inducted into the Pro Football Hall of Fame in 1965.



#32 JIM BROWN

Brown was the NFL's leading rusher in eight seasons and holds the Browns franchise record for career rushing yards, attempts and touchdowns. An All-America selection from Syracuse in 1956, Brown was named NFL Rookie of the Year in 1957. He participated in nine consecutive Pro Bowls from 1958-66 and was voted NFL most valuable player in 1957, 1958 and 1965. Brown was inducted into the Pro Football Hall of Fame in 1971.



#45 ERNIE DAVIS

After being selected first in the 1961 NFL draft, the Browns acquired Ernie Davis in a trade with the Washington Redskins. Tragically, Davis passed away two years later from leukemia and never played a professional game. A star running back from Syracuse, Davis was the first African-American to win the Heisman Trophy in 1961 and guided the Orangemen to their only national championship the same year.



#46 DON FLEMING

Dou Fleming was selected by the Chicago Cardinals in the 28th round of the 1959 NFL draft. He was traded to the Browns in 1960 and was a mainstay at the safety position. From 1960-63, Fleming intercepted 10 passes and was named to The Sporting News All-AFC team in 1962. During the 1963 offseason, Fleming and a co-worker were sadly electrocuted working a construction job. His passing came a few weeks after Ernie Davis' death.



#76 LOU GROZA

Lou Groza is Cleveland's all-time top scorer with 1,349 points on 234 FGs, 641 PATs and one TD. He scored at least one point in 107 consecutive games and his last-second field goal sealed the 1950 NFL Championship for the Browns. Originally an offensive left tackle, Groza suffered a back injury which converted him into a kicking specialist from 1961-67. He was an All-NFL tackle on six occasions and was the NFL Player of the Year in 1954. Groza was inducted into the Pro Football Hall of Fame in 1974.

STAFF

PLAYERS


2021 SEASON

HISTORY

RECORDS

GAME DAY

CLEVELAND BROWNS RING OF HONOR



To pay homage to their great history - one of the richest in the NFL - the Browns unveiled the Cleveland Browns Ring of Honor during a special ceremony at halftime of the 2010 regular season home opener, against Kansas City on Sept. 19. The initial group of inductees consisted of the 16 former Browns enshrined in the Pro Football Hall of Fame. The names of these 16 greats are prominently displayed on the facade of the upper deck of the stadium. In 2012, the years of the team's eight league championships were added to the facade at the southeast end of FirstEnergy Stadium. On Oct. 14, 2018, Joe Thomas' streak of 10,363 was enshrined. Thomas played 10,363 consecutive offensive snaps over 167 games from his rookie season in 2007 until 2017. On Sept. 22, 2019, Clay Matthews was inducted to the Browns Ring of Honor. Matthews, a first-round pick in 1978, played 16 seasons (1978-93) with the Browns and is considered one of the league's best linebackers and most durable players. In 2021, Mac Speedie, played seven seasons (1946-52) with the Browns and was inducted into the Browns Ring of Honor.

CLEVELAND BROWNS LEGENDS



The Cleveland Browns organization honors the team's all-time greats through the Cleveland Browns Legends Program. This program honors the men who have contributed to the success of the Browns organization. The Legends Program started in 2001 with the automatic induction of the Browns' then Hall of Famers into the Cleveland Browns Legends. The following is a current list of Browns Legends:

CLASS OF 2001

Ray Renfro, Gene Hickerson, Greg Pruitt, Bernie Kosar, Michael Dean Perry

CLASS OF 2002

Mac Speedie, Brian Sipe, Clay Matthews

CLASS OF 2003

Bob Gain, Dick Schafrath, Hanford Dixon

CLASS OF 2004

Tommy James, Dub Jones, Gary Collins, Mike Pruitt

CLASS OF 2005

Jim Ray Smith, Frank Ryan, Jerry Sherk, Frank Minnifield

CLASS OF 2006

Walt Michaels, Jim Houston, Doug Dieken, Earnest Byner

CLASS OF 2007

Horace Gillom, Bill Glass, Don Cockroft, Kevin Mack

CLASS OF 2008

Warren Lahr, Paul Wiggin, Walter Johnson, Eric Metcalf

CLASS OF 2010

Cody Risien and John Wooten

CLASS OF 2011

Vince Costello and Tom DeLeone

CLASS OF 2012

Ernie Green and Clarence Scott

CLASS OF 2013

Abe Gibron and Galen Fiss

CLASS OF 2014

Robert Jackson and Milt Morin

CLASS OF 2015

Don Colo and Bob Golic

CLASS OF 2016

Dick Ambrose and Thom Darden

CLASS OF 2017

Tony Adamle and Bernie Parrish

CLASS OF 2018

Erich Barnes and Eddie Johnson

CLASS OF 2020

Josh Cribbs and Webster Slaughter

CLASS OF 2021

D'Qwell Jackson and Bill Nelsen

CLASS OF 2022

Joe Thomas and Darrel "Pete" Brewster



JIM BROWN



NUMBER 32 POSITION Running Back **HEIGHT** 6-2 **WEIGHT** 232 **COLLEGE** Syracuse
LIFE February 17, 1936 - May 18, 2023 **YEARS WITH BROWNS** 9 **YEARS IN NFL** 9

PRO BOWL SELECTIONS 9 (1957, 1958, 1959, 1960, 1961, 1962, 1963, 1964, 1965)

CAREER HIGHLIGHTS Rushed for 12,312 yards on 2,359 career carries in 118 games... Totaled 126 career touchdowns with 106 rushing and 20 receiving... Led the NFL in rushing in eight of his nine seasons... Led the league in touchdowns five seasons... Recorded 58 career 100-yard rushing performances... Earned NFL Most Valuable Player award in 1957, 1958 and 1964... Named NFL Rookie of the Year in 1957... Selected to nine consecutive Pro Bowls... Holds the Browns' record for the most combined net yards, most career yards rushing, most points in one season, career touchdowns, most consecutive games scoring a touchdown and most 1,000-yard seasons... Named to the NFL All-Decade team for the 1950s... Uniform number 32 retired by the Browns... Inducted into the Cleveland Browns Ring of Honor... Enshrined in the Hall of Fame in 1971.




PAUL BROWN



POSITION Head Coach **COLLEGE** Miami (Ohio) **LIFE** September 7, 1908 - August 5, 1991
YEARS WITH BROWNS 17 **YEARS IN NFL** 21 **YEARS IN AAFC** 4

CAREER HIGHLIGHTS Browns' first ever head coach and general manager... Led the Browns to four consecutive AAFC championships from 1946-49 and to NFL titles in 1950, 1954 and 1955... Posted a 111-44-5 NFL record with the Browns in the regular season and a 4-5 mark in the playoffs... Recorded a 47-4-3 career AAFC record in the regular season and a 5-0 mark in the playoffs... Registered a career combined record of 167-53-8 (.750) with the Browns and only one losing season in 17 years... An innovator who became the first NFL coach to use intelligence tests as a hint to a player's learning potential, use notebooks and classroom techniques extensively, set up complete film clip statistical studies and grade his own players based on film study... Also coached the Cincinnati Bengals from 1968-75... Inducted into the Cleveland Browns Ring of Honor... Enshrined in the Hall of Fame in 1967.



JOE DELAMELLEURE



NUMBER 64 POSITION Offensive Guard **HEIGHT** 6-3 **WEIGHT** 250 **COLLEGE** Michigan State
BIRTHDATE March 16, 1951 **YEARS WITH BROWNS** 5 **YEARS IN NFL** 13

PRO BOWL SELECTIONS 6 (1975, 1976, 1977, 1978, 1979, 1980)

CAREER HIGHLIGHTS Helped pave the way for three Browns 1,000-yard rushing performers... Protected quarterback Brian Sipe who threw for an NFL-leading 4,132 yards in 1980... Selected to the 1981 Pro Bowl with the Browns... Did not miss a game during his NFL career, appearing in 185 consecutive, including 73 contests with the Browns... Was named the AFC Lineman of the year in 1975... Also played for the Buffalo Bills from 1973-79 and 1985... Named to the NFL All-Decade team for the 1970s... Inducted into the Cleveland Browns Ring of Honor... Enshrined in the Hall of Fame in 2003.



LEN FORD



NUMBER 53/80 POSITION Defensive End **HEIGHT** 6-4 **WEIGHT** 245 **COLLEGE** Michigan
LIFE February 18, 1926 - March 13, 1972 **YEARS WITH BROWNS** 8 **YEARS IN NFL** 9
YEARS IN AAFC 2

PRO BOWL SELECTIONS 4 (1952, 1953, 1954, 1955)

CAREER HIGHLIGHTS Selected to four consecutive Pro Bowls from 1952-55... Helped the Browns to NFL titles in 1950, 1954 and 1955... Gained All-NFL honors five times from 1951-1955... His stellar play at the defensive end position helped the Browns lead the league in fewest points allowed six times, including five seasons in a row from 1953-57... Also played for the Los Angeles Dons of the AAFC from 1948-49 and the Green Bay Packers in 1958... Named to the NFL All-Decade team for the 1970s... Inducted into the Cleveland Browns Ring of Honor... Enshrined in the Hall of Fame in 1976.

FRANK GATSKI




NUMBER 22/52 **POSITION** Center **HEIGHT** 6-3 **WEIGHT** 293 **COLLEGE** Marshall
LIFE March 18, 1922 - November 22, 2005 **YEARS WITH BROWNS** 11 **YEARS IN NFL** 12
YEARS IN AAFC 4

PRO BOWL SELECTIONS 1 (1956)

CAREER HIGHLIGHTS Helped pave the way to four consecutive AAFC championships from 1946-49 and NFL titles in 1950, 1954 and 1955... Helped the Browns appear in 10 consecutive championship games from 1946-55... Selected to the 1957 Pro Bowl... Played in 11 championship games during his 12 seasons, helping his team win eight times... Named to the All-NFL team four times... Also played for the Detroit Lions in 1957... Inducted into the Cleveland Browns Ring of Honor... Enshrined in the Hall of Fame in 1985.

OTTO GRAHAM




NUMBER 14/60 **POSITION** Quarterback **HEIGHT** 6-1 **WEIGHT** 196 **COLLEGE** Northwestern
LIFE December 6, 1921 - December 17, 2003 **YEARS WITH BROWNS** 10 **YEARS IN NFL** 6
YEARS IN AAFC 4

PRO BOWL SELECTIONS 5 (1951, 1952, 1953, 1954, 1955)

CAREER HIGHLIGHTS Led the Browns to the championship game in each of his 10 seasons, winning four AAFC titles and three NFL championships... Led the AAFC in passing yards all four years and led the NFL in passing yards in 1953 and 1955... Totaled a combined 23,584 career passing yards and 174 touchdowns in the AAFC and NFL... Also rushed for 46 career touchdowns scoring 276 points... Owns the highest single-season completion percentage in team history at 64.73 from the 1953 season... Registered a 57-13-1 (.810) record as a starter in the NFL... Uniform number 14 retired by the Browns... Named to the NFL All-Decade team for the 1950s... Inducted into the Cleveland Browns Ring of Honor... Enshrined in the Hall of Fame in 1965.

LOU GROZA



NUMBER 46/76 **POSITION** Offensive Tackle/Kicker **HEIGHT** 6-3 **WEIGHT** 240
COLLEGE Ohio State **LIFE** January 25, 1924 - November 29, 2000 **YEARS WITH BROWNS** 21
YEARS IN NFL 17 **YEARS IN AAFC** 4

PRO BOWL SELECTIONS 9 (1951, 1952, 1953, 1954, 1955, 1956, 1958, 1959, 1960)

CAREER HIGHLIGHTS Browns career record holder with 641 extra points made and 1,349 career points... Second in team annals with 234 made field goals... An All-NFL selection as a tackle six times and named NFL player of the year in 1954... Set a team record by scoring a point in 107 consecutive games... Selected to nine Pro Bowls (1951-56, 58-60)... Helped the Browns to four consecutive AAFC championships, from 1946-49, and to NFL titles, in 1950, 1954 and 1955... Nicknamed "The Toe"... Uniform number 76 retired by Browns... Named to the NFL All-Decade team for the 1950s... Inducted into the Cleveland Browns Ring of Honor... Enshrined in the Hall of Fame in 1974.


GENE HICKERSON



NUMBER 66 **POSITION** Offensive Guard **HEIGHT** 6-3 **WEIGHT** 248 **COLLEGE** Mississippi
LIFE February 15, 1935 - October 20, 2008 **YEARS WITH BROWNS** 15 **YEARS IN NFL** 15

PRO BOWL SELECTIONS 6 (1966, 1967, 1968, 1969, 1970, 1971)

CAREER HIGHLIGHTS Served as a lead blocker for three Hall of Fame running backs in Jim Brown, Bobby Mitchell and Leroy Kelly... Voted an All-League selection and to six straight Pro Bowls (1966-71)... Was named the NFL's most outstanding blocker in 1969... Browns posted a 1,000-yard rusher in nine of his first 10 seasons and featured the league's leading rusher seven times... In his 15 seasons, Cleveland never suffered a losing record... Named to the NFL All-Decade team for the 1960s... Inducted into the Cleveland Browns Ring of Honor... Enshrined in the Hall of Fame in 2007.




LEROY KELLY



NUMBER 44 POSITION Running Back **HEIGHT** 6-0 **WEIGHT** 202 **COLLEGE** Morgan State
BIRTHDATE May 20, 1942 **YEARS WITH BROWNS** 10 **YEARS IN NFL** 10

PRO BOWL SELECTIONS 6 (1967, 1968, 1969, 1970, 1971, 1972)

CAREER HIGHLIGHTS Gained 7,274 rushing yards, 12,329 combined yards and 80 touchdowns... Won NFL rushing titles in 1967 and 1968... Also led the NFL in punt return yards in 1965... Recorded three consecutive 1,000-yard seasons (1966-68)... Named All-NFL five times (1966-1969 and 1971)... Selected to six consecutive Pro Bowls (1967-72)... Posted 27 career 100-yard performances... Named to the NFL All-Decade team for the 1960s... Inducted into the Cleveland Browns Ring of Honor... Enshrined in the Hall of Fame in 1994.



DANTE LAVELLI



NUMBER 55/86 POSITION Offensive End **HEIGHT** 6-0 **WEIGHT** 191 **COLLEGE** Ohio State
LIFE February 23, 1923 - January 20, 2009 **YEARS WITH BROWNS** 11 **YEARS IN NFL** 7
YEARS IN AAFC 4

PRO BOWL SELECTIONS 3 (1952, 1954, 1955)

CAREER HIGHLIGHTS Helped the Browns to four consecutive AAFC championships, from 1946-49, and to NFL titles in 1950, 1954 and 1955... Recorded 142 receptions for 2,580 yards with 29 touchdowns in the AAFC and 244 receptions for 3,908 yards with 33 touchdowns for a combined total of 386 receptions for 6,488 yards with 62 touchdowns during his 11-year professional career... Named All-AAFC in 1946 & 1947 and named All-NFL in 1951 & 1953... Selected to the Pro Bowl in 1952, 1954 and 1955... Nicknamed "Gluefingers"... Inducted into the Cleveland Browns Ring of Honor... Enshrined in the Hall of Fame in 1975.




MIKE MCCORMACK



NUMBER 74 POSITION Offensive Tackle **HEIGHT** 6-4 **WEIGHT** 246 **COLLEGE** Kansas
LIFE June 21, 1930 - November 15, 2013 **YEARS WITH BROWNS** 9 **YEARS IN NFL** 10

PRO BOWL SELECTIONS 5 (1957, 1958, 1961, 1962, 1963)

CAREER HIGHLIGHTS Helped the Browns to three NFL championship games, winning titles in 1954 and 1955... Helped pave the way for the Browns to lead the league in rushing yards in 1958 and 1959... Was widely considered to be equally adept as a run blocker and pass protector... Selected to five Pro Bowls (1957-58, 1961-63), all with the Browns... Was originally traded to the Browns while serving a two year stint in the U.S. Army from 1952-1953... Also played for the New York Yanks in 1951... Inducted into the Cleveland Browns Ring of Honor... Enshrined in the Hall of Fame in 1984.



BOBBY MITCHELL



NUMBER 49 POSITION Wide Receiver/Halfback **HEIGHT** 6-0 **WEIGHT** 192 **COLLEGE** Illinois
LIFE June 6, 1935 - April 5, 2020 **YEARS WITH BROWNS** 4 **YEARS IN NFL** 11

PRO BOWL SELECTIONS 1 (1961)

CAREER HIGHLIGHTS Registered 2,297 rushing yards on 423 attempts with 38 rushing scores while playing in the same backfield as fellow Hall of Famer Jim Brown... Also amassed 1,462 receiving yards on 128 receptions, 607 yards on 54 punts returns and 1,150 yards on 62 kickoff returns while with the Browns... Selected to the 1961 Pro Bowl with the Browns... Led the NFL with 72 receptions in 1962... Also played for the Washington Redskins from 1962-63... Totaled 14,078 combined net yards, 91 touchdowns and caught 521 passes for his career... Inducted into the Cleveland Browns Ring of Honor... Enshrined in the Hall of Fame in 1983.

MARTON MOTLEY



NUMBER 76/36 POSITION Fullback **HEIGHT** 6-1 **WEIGHT** 232
COLLEGE South Carolina State, Nevada **LIFE** June 5, 1920 - June 27, 1999
YEARS WITH BROWNS 8 **YEARS IN NFL** 5 **YEARS IN AAFC** 4

PRO BOWL SELECTIONS 1 (1951)

CAREER HIGHLIGHTS Helped the Browns to four consecutive AAFC championships from 1946-49 and to an NFL title in 1950... Career AAFC stats include 489 attempts for an AAFC all-time leading 3,024 yards with 31 touchdowns... Career NFL stats with the Browns include 337 attempts for 1,688 yards and eight touchdowns... Holds a Browns' single-game record with an 18.4-yard per carry average coming off 221 yards on 12 carries against the Pittsburgh Steelers on October 29, 1950... Led the NFL in rushing in 1950... Was selected All-NFL in 1950... Selected to the 1951 Pro Bowl... Also played for the Pittsburgh Steelers in 1955... Inducted into the Cleveland Browns Ring of Honor... Enshrined in the Hall of Fame in 1968.

OZZIE NEWSOME




NUMBER 82 POSITION Tight End **HEIGHT** 6-2 **WEIGHT** 232 **COLLEGE** Alabama
BIRTHDATE March 16, 1956 **YEARS WITH BROWNS** 13 **YEARS IN NFL** 13

PRO BOWL SELECTIONS 3 (1982, 1985, 1986)

CAREER HIGHLIGHTS First-round draft pick by the Browns in 1978... Recorded 662 career receptions for 7,980 yards and 47 touchdowns... Led the Browns in receptions and receiving yards from 1981-85... Caught a pass in 150 consecutive games... Did not miss a game, playing in 198 consecutive contests... Named All-Pro in 1979 and 1984... Selected to the Pro Bowl in 1982, 1985 and 1986... Was the NFL's all-time leader in receptions by a tight end and fourth among all receivers when he retired in 1990... Nicknamed "The Wizard of Oz"... Inducted into the Cleveland Browns Ring of Honor... Enshrined in the Hall of Fame in 1999.

MAC SPEEDIE




NUMBER 88/88 POSITION Wide Receiver **HEIGHT** 6-3 **WEIGHT** 203 **COLLEGE** Utah
LIFE January 12, 1920 - March 12, 1993 **YEARS WITH BROWNS** 7 **YEARS IN NFL** 3
YEARS IN AAFC 4

PRO BOWL SELECTIONS 2 (1951, 1953)

CAREER HIGHLIGHTS While serving in the Army in World War II and playing football on base, Mac Speedie was recruited by Hall of Fame coach Paul Brown to play for his expansion Cleveland Browns in the AAFC... Went on to win five total championships (four in the AAFC, one in the NFL), make six All-Pro teams and lead his league in receptions four times and receiving yards twice... Speedie had a record-setting 99-yard touchdown in the 1947 season and established every major receiving record in the AAFC's four-year history... Finished his career with 349 catches, 5,502 yards and 33 touchdowns... Was a member of the 1940s All-Decade team and was honored as a Browns Legend in 2002, the second year of the program... Selected to be honored in the Pro Football Hall of Fame as part of its Centennial Class in 2020.

JOE THOMAS



NUMBER 73 POSITION Offensive Tackle **HEIGHT** 6-6 **WEIGHT** 312 **COLLEGE** Wisconsin
BIRTHDATE December 4, 1984 **YEARS WITH BROWNS** 11 **YEARS IN NFL** 11

PRO BOWL SELECTIONS 10 (2007, 2008, 2009, 2010, 2011, 2012, 2013, 2014, 2015, 2016)

CAREER HIGHLIGHTS Third-overall selection by the Browns in the 2010 NFL Draft... For 10,363 consecutive offensive snaps - spanning from his first NFL snap in 2007 to his last after suffering an injury during the 2017 season - His snap streak is believed to be the longest by any player in NFL history... In his 11-year career, he was voted to 10 Pro Bowls and is the only offensive lineman in league history to be named to 10 consecutive Pro Bowls to start a career... He also earned eight All-Pro honors, six of them as a first-team selection, and totaled them all even though the Browns shuffled through 20 different starting quarterbacks... The only offensive lineman unanimously selected to the 2010s All-Decade team and was honored as a Browns Legend in 2022... Enshrined in the Hall of Fame in 2023.



PAUL WAREFELD




NUMBER 42 **POSITION** Wide Receiver **HEIGHT** 6-0 **WEIGHT** 188 **COLLEGE** Ohio State
BIRTHDATE November 28, 1942 **YEARS WITH BROWNS** 8 **YEARS IN NFL** 13

PRO BOWL SELECTIONS 8 (1964, 1968, 1969, 1970, 1971, 1972, 1973, 1974)

CAREER HIGHLIGHTS Recorded 271 receptions for 5,210 yards and 52 touchdowns as a Brown... As a rookie, led the team in receiving yards and helped the club capture the 1964 NFL championship... Was named All-Pro six times (1964, 1968, 1969, 1971, 1972 and 1973)... Named to three Pro Bowls with Cleveland (1965, 1969 and 1970)... Also played for the Miami Dolphins from 1971-74, including the undefeated 1972 team... Caught 427 passes for 6,565 yards and 85 touchdowns in his career... Inducted into the Cleveland Browns Ring of Honor... Enshrined in the Hall of Fame in 1983.

BILL WILTS



NUMBER 30/45/60 **POSITION** Middle Guard **HEIGHT** 6-2 **WEIGHT** 213 **COLLEGE** Ohio State
LIFE October 5, 1921 - November 27, 2007 **YEARS WITH BROWNS** 8 **YEARS IN NFL** 4
YEARS IN AAFC 4

PRO BOWL SELECTIONS 3 (1950, 1951, 1952)

CAREER HIGHLIGHTS All-American tackle at Ohio State before joining the Browns in 1946... Helped the Browns to four consecutive AAFC championships from 1946-49 and to an NFL title in 1950... Played both ways for the Browns but excelled as the middle guard (over the center) on defense... All-Pro selection all eight seasons he played (1946-1953)... Selected to three consecutive Pro Bowls from 1950-52... Broke pro football's color barrier a full year in advance of Jackie Robinson doing the same in Major League Baseball... Inducted into the Cleveland Browns Ring of Honor... Enshrined in the Hall of Fame in 1977.

NFL YEARLY AWARD WINNERS

NFL Most Valuable Player Award

Player	Year	Pos.	Highlights
Jim Brown	1957*	RB	Led the league with 942 rushing yards and added nine touchdowns as a rookie.
Jim Brown	1958*	RB	Rushed for an NFL-record 1,527 yards and added 17 touchdowns, while leading the Browns to a 9-3 record.
Jim Brown	1965	RB	Led the NFL with 1,544 rushing yards and added 21 total touchdowns.
Brian Sipe	1980	QB	Registered an NFL-best 91.4 passer rating and set Browns records with 30 touchdown passes and 4,132 yards.

*The award was called the NFL Most Outstanding Player Award from 1957-60

Associated Press Offensive Rookie of the Year (established in 1957)

Player	Year	Pos.	Highlights
Jim Brown	1957	RB	Led the league with 942 rushing yards and added nine touchdowns.

Associated Press Defensive Rookie of the Year (established in 1967)

Player	Year	Pos.	Highlights
Chip Banks	1982	LB	Led the Browns with 5.5 sacks, while adding one interception.

Associated Press Coach of the Year (established in 1967)

Player	Year	Highlights
Forrest Gregg	1976	Led the Browns to a 9-5 record following a 3-11 season the previous year.
Kevin Stefanski	2020	Led the Browns to an 11-5 record in first season as head coach.

ALL-TIME NFL RECORDS

Individual Records:

Most Touchdowns in a Single-Game

Player	Pos.	Total	Opp.	Date
Dub Jones	WR	6 (4 rush, 2 rec.)*	vs. Chicago	11/25/1951

* Tied with two other players

Most Seasons Leading the NFL in Field Goals

Player	Pos.	Total	Year(s)
Lou Groza	K	5	1950, 1952-54, 1957

Most Consecutive Seasons Leading the NFL in Field Goals

Player	Pos.	Total	Year(s)
Lou Groza	K	3	1952-54

Most Seasons Leading the NFL in Rushing Yards

Player	Pos.	Total	Year(s)
Jim Brown	RB	8	1957-61, 1963-65

Most Seasons Leading the NFL in Touchdowns

Player	Pos.	Total	Year(s)
Jim Brown	RB	5	1957-59, 1963, 1965

Team Records:

Most Consecutive Games Scoring a Touchdown

Team	Total	Year(s)
Cleveland Browns	166	1957-69

NFL WEEKLY AND MONTHLY AWARD WINNERS

1984

TE Ozzie Newsome – AFC Offensive Player of the Week (Week 7)
 LB Clay Matthews – AFC Defensive Player of the Week (Week 12)

1985

RB Kevin Mack – AFC Offensive Player of the Week (Week 5)
 QB Bernie Kosar – AFC Offensive Player of the Week (Week 15)

1986

CB Hanford Dixon – AFC Defensive Player of the Week (Week 2)
 QB Bernie Kosar – AFC Offensive Player of the Week (Week 10)
 QB Bernie Kosar – AFC Offensive Player of the Week (Week 12)

1987

DB Felix Wright – AFC Defensive Player of the Week (Week 7)
 RB Earnest Byner – AFC Offensive Player of the Week (Week 9)
 CB Frank Minnifield – AFC Defensive Player of the Week (Week 11)
 QB Bernie Kosar – AFC Offensive Player of the Week (Week 14)

1988

LB Mike Johnson – AFC Defensive Player of the Week (Week 8)
 S Felix Wright – AFC Defensive Player of the Month (December)

1989

LB David Grayson – AFC Defensive Player of the Week (Week 1)
 LB Mike Johnson – AFC Defensive Player of the Month (September)
 WR Webster Slaughter – AFC Offensive Player of the Week (Week 8)
 WR Webster Slaughter – AFC Offensive Player of the Month (October)

1991

LB Clay Matthews – AFC Defensive Player of the Week (Week 9)

1992

RB Eric Metcalf – AFC Offensive Player of the Week (Week 3)
 LB Mike Johnson – AFC Defensive Player of the Month (October)
 QB Bernie Kosar – AFC Offensive Player of the Week (Week 14)

1993

PR Eric Metcalf – AFC Special Teams Player of the Week (Week 8)
 PR Eric Metcalf AFC Special Teams Player of the Month (October)
 QB Vinny Testaverde – AFC Offensive Player of the Week (Week 17)

1994

PR Eric Metcalf – AFC Special Teams Player of the Week (Week 1)
 P Tom Tupa – AFC Special Teams Player of the Week (Week 5)
 P Tom Tupa – AFC Special Teams Player of the Week (Week 7)
 LB Pepper Johnson – AFC Defensive Player of the Week (Week 8)
 PR Eric Metcalf – AFC Special Teams Player of the Week (Week 8)
 ST Bennie Thompson – AFC Special Teams Player of the Month (November)
 S Eric Turner – AFC Defensive Player of the Week (Week 15)
 S Eric Turner – AFC Defensive Player of the Week (Week 17)
 S Eric Turner – AFC Defensive Player of the Month (December)

1995

QB Vinny Testaverde – AFC Offensive Player of the Month (September)
 K Matt Stover – AFC Special Teams Player of the Week (Week 8)
 WR Andre Rison – AFC Offensive Player of the Week (Week 17)

1999

QB Tim Couch – NFL Rookie of the Month (October)

2000

DE Keith McKenzie – AFC Defensive Player of the Week (Week 2)
 DE Courtney Brown – AFC Defensive Player of the Week (Week 3)

2001

K Phil Dawson – AFC Special Teams Player of the Week (Week 3)
 DB Anthony Henry – AFC Defensive Player of the Week (Week 10)

2002

QB Tim Couch – AFC Offensive Player of the Week (Week 3)
 WR Andre Davis – AFC Special Teams Player of the Week (Week 7)
 WR Andre Davis – Pepsi NFL Rookie of the Week (Week 8)
 RB William Green – Pepsi NFL Rookie of the Week (Week 12)
 RB William Green – Pepsi NFL Rookie of the Week (Week 14)
 RB William Green – Pepsi NFL Rookie of the Week (Week 17)
 LB Earl Holmes – AFC Defensive Player of the Week (Week 17)

2003

DE Courtney Brown – AFC Defensive Player of the Week (Week 5)

2004

DE Kenard Lang – AFC Defensive Player of the Week (Week 1)

2005

QB Trent Dilfer – AFC Offensive Player of the Week (Week 2)
 P Kyle Richardson – AFC Special Teams Player of the Week (Week 9)
 LB Andrea Davis – AFC Defensive Player of the Week (Week 11)
 RB Reuben Droughns – FedEx Ground NFL Player of the Week (Week 12)
 QB Charlie Frye – Diet Pepsi NFL Rookie of the Week (Week 13)
 K Phil Dawson – AFC Special Teams Player of the Week (Week 15)
 QB Charlie Frye – Diet Pepsi NFL Rookie of the Week (Week 15)
 QB Charlie Frye – Diet Pepsi NFL Rookie of the Week (Week 17)

2006

KR Joshua Cribbs – AFC Special Teams Player of the Week (Week 4)
 S Sean Jones – AFC Defensive Player of the Week (Week 8)

2007

QB Derek Anderson – AFC Offensive Player of the Week (Week 2)
 RB Jamal Lewis – FedEx Ground Player of the Week (Week 2)
 QB Derek Anderson – FedEx Air Player of the Week (Week 2)
 KR Joshua Cribbs – AFC Special Teams Player of the Month (September)
 Head Coach Romeo Crennel – Motorola NFL Coach of the Week (Week 4)
 Head Coach Romeo Crennel – Motorola NFL Coach of the Week (Week 9)
 KR Joshua Cribbs – AFC Special Teams Player of the Month (November)
 LT Joe Thomas – NFL Offensive Rookie of the Month (November)

2008

DB Eric Wright – AFC Defensive Player of the Week (Week 6)
 Head Coach Romeo Crennel – Motorola NFL Coach of the Week (Week 6)
 DL Shaun Rogers – GMC Sierra Defensive Player of the Week (Week 8)

2009

P Dave Zastudil – AFC Special Teams Player of the Week (Week 5)
 WR Joshua Cribbs – AFC Special Teams Player of the Week (Week 10)
 WR Joshua Cribbs – AFC Special Teams Player of the Week (Week 15)
 RB Jerome Harrison – FedEx Ground Player of the Week (Week 15)
 WR Joshua Cribbs – AFC Special Teams Player of the Month (December/January)

2010

LB David Bowens – AFC Defensive Player of the Week (Week 7)
 RB Peyton Hillis – AFC Offensive Player of the Week (Week 9)
 RB Peyton Hillis – FedEx Ground Player of the Week (Week 9)
 RB Peyton Hillis – FedEx Ground Player of the Week (Week 12)
 P Reggie Hodges – AFC Special Teams Player of the Week (Week 13)
 DB Joe Haden – NFL Defensive Rookie of the Month (November)

2011

LB D'Qwell Jackson – AFC Defensive Player of the Month (September)
 WR Joshua Cribbs – AFC Special Teams Player of the Week (Week 2)

2012

RB Trent Richardson – Pepsi Max NFL Rookie of the Week (Week 2)
 LB D'Qwell Jackson – AFC Defensive Player of the Week (Week 12)
 WR Travis Benjamin – AFC Special Teams Player of the Week (Week 14)

2013

P Spencer Lanning – AFC Special Teams Player of the Week (Week 3)
 WR Travis Benjamin – AFC Special Teams Player of the Week (Week 5)
 QB Jason Campbell – AFC Offensive Player of the Week (Week 9)

2014

LB Tank Carder – AFC Special Teams Player of the Week (Week 5)

2015

WR Travis Benjamin – AFC Special Teams Player of the Week (Week 2)
 QB Josh McCown – AFC Offensive Player of the Week (Week 5)

2016

WR Corey Coleman – Pepsi NFL Rookie of the Week (Week 2)
 DL Jamie Meder – AFC Special Teams Player of the Week (Week 16)
 RB Isaiah Crowell – FedEx Ground NFL Player of the Week (Week 17)

2018

DB Denzel Ward – Pepsi NFL Rookie of the Week (Week 1)
 QB Baker Mayfield – Pepsi NFL Rookie of the Week (Week 3)
 RB Nick Chubb – Pepsi NFL Rookie of the Week (Week 4)
 DB Denzel Ward – Pepsi NFL Rookie of the Week (Week 5)
 DB Denzel Ward – AFC Special Teams Player of the Week (Week 5)
 QB Baker Mayfield – Pepsi NFL Rookie of the Week (Week 7)
 QB Baker Mayfield – Pepsi NFL Rookie of the Week (Week 9)
 RB Nick Chubb – Pepsi NFL Rookie of the Week (Week 10)
 RB Nick Chubb – FedEx Ground NFL Player of the Week (Week 10)
 QB Baker Mayfield – Pepsi NFL Rookie of the Week (Week 12)
 QB Baker Mayfield – NFL Offensive Rookie of the Month (November)
 QB Baker Mayfield – Pepsi NFL Rookie of the Week (Week 14)
 QB Baker Mayfield – Pepsi NFL Rookie of the Week (Week 16)
 QB Baker Mayfield – AFC Offensive Player of the Week (Week 16)
 QB Baker Mayfield – Pepsi NFL Rookie of the Week (Week 17)

2019

P Jamie Gillan – AFC Special Teams Player of the Week (Week 2)
 P Jamie Gillan – AFC Special Teams Player of the Month (September)
 RB Nick Chubb – AFC Offensive Player of the Week (Week 4)
 RB Nick Chubb – FedEx Ground NFL Player of the Week (Week 4)
 LB Joe Schobert – AFC Defensive Player of the Week (Week 12)

2020

DE Myles Garrett – AFC Defensive Player of the Week (Week 4)
 DE Myles Garrett – AFC Defensive Player of the Month (October)
 QB Baker Mayfield – AFC Offensive Player of the Week (Week 7)
 LT Jedrick Willis – Pepsi Max Rookie of the Week (Week 10)
 RB Nick Chubb – FedEx Ground NFL Player of the Week (Week 10)
 DE Olivier Vernon – AFC Defensive Player of the Week (Week 11)
 QB Baker Mayfield – FedEx Air Player of the Week (Week 13)

2021

DE Myles Garrett – AFC Defensive Player of the Week (Week 3)

RB D'Ernest Johnson – FedEx Ground NFL Player of the Week (Week 7)

RB Nick Chubb – FedEx Ground NFL Player of the Week (Week 9)

2022

K Cade York – AFC Special Teams Player of the Week (Week 1)

WR Donovan Peoples-Jones – AFC Special Teams Player of the Week (Week 13)

P Corey Bojorquez – AFC Special Teams Player of the Week (Week 17)

ALL-LEAGUE SELECTIONS

1950 — Marion Motley (UP AP), Mac Speedie (UP), Bill Willis (UP), 1951 — Tony Adamle (UP), Frank Gatski (UP AP), Otto Graham (UP AP), Lou Groza (UP), Dub Jones (UP AP), Dante Lavelli (UP), 1952 — Len Ford (UP AP), Frank Gatski (AP), Otto Graham (UP), Lou Groza (UP AP), Mac Speedie (UP), Bill Willis (UP AP), 1953 — Len Ford (UP AP), Frank Gatski (UP AP), Ken Goral (UP), Otto Graham (UP AP), Lou Groza (UP AP), Dante Lavelli (UP), Tommy Thompson (UP), Bill Willis (AP), 1954 — Len Ford (UP AP, NEA), Abe Giron (NEA), Otto Graham (UP AP), Lou Groza (UP AP, NEA), John Kissel (NEA), 1955 — Don Colo (UP NEA), Len Ford (UP NEA), Frank Gatski (UP AP, NEA), Abe Giron (UP NEA), Otto Graham (UP AP), Lou Groza (UP AP, NEA), Don Paul (UP), 1956 — None, 1957 — Jim Brown (UP AP, NEA), Don Colo (NEA), Lou Groza (UP) Mike McCormack (NEA), 1958 — Jim Brown (UP, AP, NEA), Bob Gain (NEA), 1959 — Jim Brown (UP, AP, NEA), Jim Ray Smith (UP, AP, NEA).

1960 — Jim Brown (UP, AP, NEA), Jim Ray Smith (UP, AP, NEA), 1961 — Jim Brown (UP, AP, NEA), Jim Ray Smith (UP, AP, NEA), 1962 — Jim Ray Smith (NEA), 1963 — Jim Brown (UP, AP, NEA), Dick Schafraff (AP), 1964 — Jim Brown (UP, AP, NEA), Jim Houston (NEA), Dick Schafraff (UP, AP), Paul Warfield (NEA), 1965 — Jim Brown (UP, AP, NEA), Gary Collins (UP), Jim Houston (UP), Dick Schafraff (UP, AP), 1966 — Gene Hickerson (NEA), Leroy Kelly (UP, AP, NEA), 1967 — Gene Hickerson (AP, NEA, UPI), Leroy Kelly (AP, NEA, UPI), 1968 — Gene Hickerson (AP, NEA, UPI), Leroy Kelly (AP, NEA, UPI), Paul Warfield (NEA, UPI), 1969 — Gary Collins (AP, UPI), Gene Hickerson (AP, UPI), Leroy Kelly (NEA), Paul Warfield (NEA).

1970 — Gene Hickerson (UPI, PFWA), 1971 — Leroy Kelly (NEA), 1972 — Don Cockroft (NEA), 1973 — Clarence Scott (UPI), 1974 — None, 1975 — None, 1976 — Jerry Sherk (AP, NEA, PFWA), 1977 — None, 1978 — Thom Darden (NEA, PFWA), 1979 — Ozzie Newsome (PFWA).

1980 — Lyle Alzado (AP, UPI), Joe DeLamielleure (NEA, PFWA, UPI), Brian Sipe (AP, PFWA, NEA, UPI), 1981 — None, 1982 — None, 1983 — Chip Banks (AP, PFWA), 1984 — Clay Matthews (NEA), Ozzie Newsome (AP, NEA, PFWA), 1985 — None, 1986 — Chip Banks (UPI, AP), Hanford Dixon (AP, NEA, UPI), Dan Fike (AP, NEA), Bob Golic (AP, NEA), Frank Minnifield (UP), 1987 — Hanford Dixon (AP, NEA, PFWA, UPI), Frank Minnifield (AP, NEA, PFWA, UPI), Bernie Kosar (UPI), Earnest Byner (UPI), Dan Fike (UPI), Carl Hairston (UPI), Cody Risien (UPI), 1988 — Hanford Dixon (AP), Frank Minnifield (AP, NEA, PFWA, UPI), Clay Matthews (UPI), 1989 — Mike Johnson (UPI), Frank Minnifield (AP, UPI), Clay Matthews (UPI), Michael Dean Perry (AP, UPI, PFWA), Webster Slaughter (AP, UPI).

1990 — Michael Dean Perry (AP, UPI, PFWA, NEA), 1991 — Michael Dean Perry (AP, USA, NEA), 1992 — None, 1993 — Eric Metcalf (AP, PFWA, UPI), 1994 — Rob Burnett (UPI) Pepper Johnson (UPI, USA), Tony Jones (AP), Michael Dean Perry (AP, UPI), Matt Stover (UPI), Eric Turner (AP, PFWA, UPI), 1995 — None, 1999 — None.

2000 — Chris Gardocki (AP Second Team), 2001 — Jamir Miller (AP, College and Pro Football Weekly, Football Digest, Pro Football Weekly, Sports Illustrated, Sporting News), 2002 — None, 2003 — None, 2004 — None, 2005 — None, 2006 — None, 2007 — Phil Dawson (AP Second Team), Joshua Cribbs (PFWA, Sporting News, AP 2nd Team), Braylon Edwards (Sporting News, AP Second Team), Joe Thomas (PFWA All-Rookie), 2008 — Joshua Cribbs (Sports Illustrated), Joe Thomas (AP 2nd Team), 2009 — Blake Costanzo (Sports Illustrated), Joshua Cribbs (AP 1st Team, PFWA, Sports Illustrated), Alex Mack (PFWA All-Rookie), Joe Thomas (AP 1st Team, PFWA, Sports Illustrated).

2010 — Joe Haden (PFWA All-Rookie), Alex Mack (Sports Illustrated), Joe Thomas (AP 1st Team, PFWA, Sporting News), T.J. Ward (PFWA All-Rookie, PFWA Rookie Special Teamer), 2011 — Jabaal Sheard (PFWA All-Rookie), Phil Taylor (PFWA All-Rookie), Joe Thomas (AP 1st Team, PFWA, Sports Illustrated), 2012 — Johnson Bademosi (PFWA Rookie Special Teamer), Phil Dawson (AP 2nd Team), Mitchell Schwartz (PFWA All-Rookie), Joe Thomas (AP 2nd Team), T.J. Ward (Sports Illustrated), 2013 — Jordan Cameron (PFWA All-AFC Team), Josh Gordon (AP 1st Team, PFWA All-NFL Team), Joe Haden (AP 2nd Team, PFWA All-AFC Team), Alex Mack (AP 2nd Team, PFWA All-AFC Team), Joe Thomas (AP 1st Team, PFWA All-NFL Team), T.J. Ward (AP 2nd Team), 2014 — Joel Bitonio (PFWA All-AFC Team, PFWA All-Rookie Team), Joe Thomas (AP 1st Team, PFWA All-NFL Team), 2015 — Alex Mack (PFWA All-AFC Team), Joe Thomas (AP 1st Team, PFWA All-NFL Team), 2016 — Joe Thomas (PFWA All-NFL Team), 2018 — Joel Bitonio (AP 2nd Team), Myles Garrett (AP 2nd Team, PFWA All-AFC Team), Baker Mayfield (PFWA Rookie of the Year, PFWA All-Rookie Team), Denzel Ward (PFWA All-Rookie Team), 2019 — Joel Bitonio (AP 2nd Team), Nick Chubb (PFWA All-AFC Team), Jamie Gillan (PFWA All-Rookie Team), Austin Seibert (PFWA All-Rookie Team).

2020 — Jack Conklin (AP 1st Team, PFWA All-NFL Team), Myles Garrett (AP 1st Team, PFWA All-NFL Team), Joel Bitonio (AP 2nd Team, PFWA All-NFL Team), Wyatt Teller (AP 2nd Team), Jedrick Wills Jr. (PFWA All-Rookie Team), 2021 — Nick Chubb (PFWA All-NFL Team, PFWA All-AFC Team), Myles Garrett (AP 1st Team, PFWA All-NFL Team, PFWA All-AFC Team), Joel Bitonio (AP 1st Team, PFWA All-NFL Team, PFWA All-AFC Team), Wyatt Teller (AP 2nd Team), Demetric Felton (PFWA All-Rookie Team), CB Greg Newsome (PFWA All-Rookie Team), Jeremiah Owusu-Koramoah (PFWA All-Rookie Team), 2022 — Joel Bitonio (AP 1st Team, PFWA All-NFL Team, PFWA All-AFC Team), Nick Chubb (AP 2nd Team, PFWA All-NFL Team, PFWA All-AFC Team), Myles Garrett (AP 2nd Team, PFWA All-NFL Team, PFWA All-AFC Team).

PRO BOWL SELECTIONS BY YEAR

1951 — FB Tony Adamle, QB Otto Graham, T Lou Groza, G Weldon Humble, FB Marion Motley, E (WR) Mac Speedie, G Bill Willis. 1952 — FB Tony Adamle, HB Ken Carpenter, DE Len Ford, T Lou Groza, QB Otto Graham, HB Dub Jones, E (WR) Dante Lavelli, G Bill Willis. 1953 — DE Len Ford, G Abe Giron, E (WR) Horace Gilden, QB Otto Graham, T Lou Groza, HB Dub Jones, E (WR) Mac Speedie, G Bill Willis. 1954 — DE Len Ford, G Abe Giron, QB Otto Graham, T Lou Groza, FB Harry Jagade, HB Tommy James, E (WR) Dante Lavelli, HB Ray Renfro. 1955 — T Don Colo, DE Len Ford, G Abe Giron, QB Otto Graham, T Lou Groza, FB Harry Jagade, E (WR) Dante Lavelli. 1956 — E (WR) Darrel Brewster, T Don Colo, G Abe Giron, T Lou Groza, HB Ken Konz, FB Fred Morrison. 1957 — E (WR) Darrel Brewster, C Frank Gatski, T Mike McCormack, LB Walt Michaels, S Don Paul. 1958 — FB Jim Brown*, DT Bob Gain, T Lou Groza, T Mike McCormack, LB Walt Michaels, S Don Paul, HB Ray Renfro. 1959 — FB Jim Brown, T Don Colo, DT Bob Gain, T Lou Groza, LB Walt Michaels, S Don Paul, G Jim Ray Smith.

1960 — FB Jim Brown, DE Bob Gain, T Lou Groza, C Art Hunter, LB Walt Michaels, G Jim Ray Smith. 1961 — FB Jim Brown, T Mike McCormack, HB Bobby Mitchell, DB Bernie Parrish, QB Mitt Plum, HB Ray Renfro, G Jim Ray Smith. 1962 — FB Jim Brown, DT Bob Gain, T Mike McCormack, C John Morrow, QB Mitt Plum, G Jim Ray Smith. 1963 — FB Jim Brown, LB Galen Fiss, DT Bob Gain, DE Bill Glass, T Mike McCormack, G Jim Ray Smith. 1964 — FB Jim Brown, LB Galen Fiss, DE Bill Glass, C John Morrow, DB Bernie Parrish, T Dick Schafraff. 1965 — FB Jim Brown, DE Bill Glass, LB Jim Houston, DT Dick Modzelewski, QB Frank Ryan, T Dick Schafraff, WR Paul Warfield*. 1966 — FB Jim Brown, FL (WR) Gary Collins, G Gene Hickerson, G LB Jim Houston, QB Frank Ryan, T Dick Schafraff, DE Paul Wiggins, G John Wooten. 1967 — LB Johnny Brewer, FL (WR) Gary Collins, FB Ernie Green, G Gene Hickerson, HB Leroy Kelly, QB Frank Ryan, T Dick Schafraff, G John Wooten. 1968 — DE Bill Glass, FB Ernie Green, G Gene Hickerson, DT Walter Johnson, HB Leroy Kelly, T Dick Schafraff, DE Paul Wiggins. 1969 — DB Erich Barnes, G Gene Hickerson, DT Walter Johnson, DB Ernie Kellermann, HB Leroy Kelly, TE Milt Morin, T Dick Schafraff, WR Paul Warfield.

1970 — DE Jack Gregory, G Gene Hickerson, C Fred Hoaglin, LB Jim Houston, DT Walter Johnson, HB Leroy Kelly, QB Bill Nelsen, WR Paul Warfield. 1971 — G Gene Hickerson, LB Jim Houston, HB Leroy Kelly. 1972 — HB Leroy Kelly, TE Milt Morin. 1973 — CB Ben Davis. 1974 — KR Greg Pruitt*. CB Clarence Scott, DT Jerry Sherk. 1975 — RB Greg Pruitt, DT Jerry Sherk. 1976 — HB Leroy Kelly. 1977 — RB Greg Pruitt, DT Jerry Sherk. 1978 — RB Greg Pruitt. 1979 — S Thom Darden.

1980 — C Tom DeLeone, RB Mike Pruitt. 1981 — G Joe DeLamielleure, C Tom DeLeone, T Doug Dieken, RB Mike Pruitt, QB Brian Sipe. 1982 — TE Ozzie Newsome. 1983 — LB Chip Banks*. 1984 — LB Chip Banks. 1985 — TE Ozzie Newsome. 1986 — LB Chip Banks, NT Bob Golic, RB Kevin Mack, LB Clay Matthews. TE Ozzie Newsome. 1987 — LB Chip Banks, CB Hanford Dixon, NT Bob Golic, CB Frank Minnifield, T Cody Risien. 1988 — CB Hanford Dixon, NT Bob Golic, QB Bernie Kosar, RB Kevin Mack, LB Clay Matthews, KR Gerald McNeil, CB Frank Minnifield, T Cody Risien. 1989 — CB Hanford Dixon, LB Clay Matthews, CB Frank Minnifield.

1990 — LB Mike Johnson, LB Clay Matthews, CB Frank Minnifield, NT Michael Dean Perry, WR Webster Slaughter. 1991 — LB Mike Johnson, NT Michael Dean Perry. 1992 — NT Michael Dean Perry. 1993 — None, 1994 — KR Eric Metcalf, NT Michael Dean Perry. 1995 — DE Rob Burnett, FB Leroy Hoard, LB Pepper Johnson, KR Eric Metcalf, NT Michael Dean Perry, S Eric Turner. 1996 — None.

2000 — None, 2001 — None, 2002 — LB Jamir Miller. 2003 — None, 2004 — None, 2005 — None, 2006 — None, 2007 — None, 2008 — QB Derek Anderson, KR Joshua Cribbs, WR Braylon Edwards, LS Ryan Pontbriand, T Joe Thomas*, TE Kellen Winslow. 2009 — LS Ryan Pontbriand, DT Shaun Rogers, T Joe Thomas.

2010 — KR Joshua Cribbs, T Joe Thomas. 2011 — C Alex Mack, T Joe Thomas. 2012 — T Joe Thomas. 2013 — KR Joshua Cribbs, C Phil Dawson, T Joe Thomas. 2014 — TE Jordan Cameron, WR Josh Gordon, CB Joe Haden, C Alex Mack, T Joe Thomas, S T.J. Ward. 2015 — S Tashaun Gipson, CB Joe Haden, T Joe Thomas, S Donté Whitner. 2016 — TE Gary Barnidge, C Alex Mack, T Joe Thomas. 2017 — T Joe Thomas. 2018 — LB Joe Schobert. 2019 — G Joel Bitonio, DE Myles Garrett, WR Jarvis Landry, CB Denzel Ward*.

2020 — G Joel Bitonio, RB Nick Chubb, WR Jarvis Landry. 2021 — G Joel Bitonio, RB Nick Chubb, DE Myles Garrett. 2022 — G Joel Bitonio, RB Nick Chubb, DE Myles Garrett, G Wyatt Teller, CB Denzel Ward. 2023 — G Joel Bitonio, RB Nick Chubb, DE Myles Garrett, G Wyatt Teller.

(Year indicates the year in which Pro Bowl game was played.) *denotes rookie

START

PLAYERS

2021 SEASON

HISTORY

RECORDS

GAME DAY

PRO BOWL SELECTIONS BY PLAYER

Player (Pos.)	Total (Years)	Player (Pos.)	Total (Years)
Adams, Tony (FB)	2 (1951, 1952)	Kellermann, Ernie (DB)	1 (1969)
Anderson, Derek (QB)	1 (2008)	Kelly, Leroy (HB)	6 (1967, 1968, 1969, 1970, 1971, 1972)
Banks, Chip (LB)	4 (1983, 1984, 1986, 1987)	Konz, Ken (HB)	1 (1956)
Barnes, Erich (DB)	1 (1969)	Kosar, Bernie (QB)	1 (1988)
Barnidge, Gary (TE)	1 (2016)	Landry, Jarvis (WR)	2 (2019, 2020)
Bitonio, Joel (G)	5 (2019-23)	Lavelli, Dante (E/WR)	3 (1952, 1954, 1955)
Brewer, Johnny (LB)	1 (1967)	Mack, Alex (C)	3 (2011, 2014, 2016)
Brewster, Darrel (E/WR)	2 (1956, 1957)	Mack, Kevin (RB)	2 (1986, 1988)
Brown, Jim (FB)	9 (1958-66)	Matthews, Clay (LB)	4 (1986, 1988, 1989, 1990)
Burnett, Rob (DE)	1 (1995)	McCormack, Mike (T)	5 (1957, 1958, 1961, 1962, 1963)
Cameron, Jordan (TE)	1 (2014)	McNeil, Gerald (KR)	1 (1988)
Carpenter, Ken (HB)	1 (1952)	Metcalfe, Eric (KR)	2 (1994, 1995)
Chubb, Nick (RB)	4 (2020-23)	Michaels, Walt (LB)	4 (1957, 1958, 1959, 1960)
Collins, Gary (FL/WR)	2 (1966, 1967)	Miller, Jamir (LB)	1 (2002)
Colo, Don (T)	3 (1955, 1956, 1959)	Minnifield, Frank (CB)	4 (1987, 1988, 1989, 1990)
Cribbs, Joshua (KR)	3 (2008, 2010, 2013)	Mitchell, Bobby (HB)	1 (1961)
Darden, Thom (S)	1 (1979)	Modzelewski, Dick (DT)	1 (1965)
Davis, Ben (CB)	1 (1973)	Morin, Milt (TE)	2 (1969, 1972)
Dawson, Phil (K)	1 (2013)	Morrison, Fred (FB)	1 (1956)
DeLamielleure, Joe (G)	1 (1981)	Morrow, John (C)	2 (1962, 1964)
DeLeone, Tom (C)	2 (1980, 1981)	Motley, Marion (FB)	1 (1951)
Dieken, Doug (T)	1 (1981)	Nelsen, Bill (QB)	1 (1970)
Dixon, Hanford (CB)	3 (1987, 1988, 1989)	Newsome, Ozzie (TE)	3 (1982, 1985, 1986)
Edwards, Brayton (WR)	1 (2008)	Parrish, Bernie (DB)	2 (1961, 1964)
Fiss, Galen (LB)	2 (1963, 1964)	Paul, Don (S)	3 (1957, 1958, 1959)
Ford, Len (DE)	4 (1952, 1953, 1954, 1955)	Perry, Michael Dean (NT)	5 (1990, 1991, 1992, 1994, 1995)
Gain, Bob (DT/DE)	5 (1958, 1959, 1960, 1962, 1963)	Plum, Milt (QB)	2 (1961, 1962)
Garrett, Myles (DE)	4 (2019, 2021-23)	Pontbriand, Ryan (LS)	2 (2008, 2009)
Gatski, Frank (C)	1 (1957)	Pruitt, Greg (KR-RB)	4 (1974, 1975, 1977, 1978)
Gibron, Abe (G)	4 (1953, 1954, 1955, 1956)	Pruitt, Mike (RB)	2 (1980, 1981)
Gillom, Horace (E/WR)	1 (1953)	Renfro, Ray (HB)	3 (1954, 1958, 1961)
Gipson, Tashaun (S)	1 (2015)	Risien, Cody (T)	2 (1987, 1988)
Glass, Bill (DE)	4 (1963, 1964, 1965, 1968)	Rogers, Shaun (DT)	1 (2009)
Golic, Bob (NT)	3 (1986, 1987, 1988)	Ryan, Frank (QB)	3 (1965, 1966, 1967)
Gordon, Josh (WR)	1 (2014)	Schafath, Dick (T)	6 (1964, 1965, 1966, 1967, 1968, 1969)
Graham, Otto (QB)	5 (1951, 1952, 1953, 1954, 1955)	Schobert, Joe (LB)	1 (2018)
Green, Ernie (FB)	2 (1967, 1968)	Scott, Clarence (CB)	1 (1974)
Gregory, Jack (DE)	1 (1970)	Sherk, Jerry (DT)	4 (1974, 1975, 1976, 1977)
Groza, Lou (T)	9 (1951-56, 1958-60)	Sipe, Brian (QB)	1 (1981)
Haden, Joe (CB)	2 (2014, 2015)	Slaughter, Webster (WR)	1 (1990)
Hickerson, Gene (G)	6 (1966, 1967, 1968, 1969, 1970, 1971)	Smith, Jim Ray (G)	5 (1959, 1960, 1961, 1962, 1963)
Hoaglin, Fred (C)	1 (1970)	Speedie, Mac (E/WR)	2 (1951, 1953)
Hoard, Leroy (FB)	1 (1995)	Teller, Wyatt (G)	2 (2022-23)
Houston, Jim (LB)	4 (1965, 1966, 1970, 1971)	Thomas, Joe (T)	10 (2008-17)
Humble, Weldon (G)	1 (1951)	Turner, Eric (S)	1 (1995)
Hunter, Art (C)	1 (1960)	Ward, Denzel (CB)	2 (2019, 2022)
Jagade, Harry (FB)	2 (1954, 1955)	Ward, T.J. (S)	1 (2014)
James, Tommy (HB)	1 (1954)	Warfield, Paul (WR)	3 (1965, 1969, 1970)
Johnson, Mike (LB)	2 (1990, 1991)	Whitner, Dontie (S)	1 (2015)
Johnson, Pepper (LB)	1 (1995)	Wiggin, Paul (DE)	2 (1966, 1968)
Johnson, Walter (DT)	3 (1968, 1969, 1970)	Willis, Bill (G)	3 (1951, 1952, 1953)
Jones, Dub (HB)	2 (1952, 1953)	Winslow, Kellen (TE)	1 (2008)

(Year indicates the year in which Pro Bowl game was played.)

STAFF

PLAYERS

2023 SEASON

HISTORY

RECORDS

GAME DAY

TEAM AWARD WINNERS

ED BLOCK COURAGE AWARD

An annual recognition to the athlete who exemplifies the qualities of courage, compassion, commitment and community service, named after Ed Block, the former head athletic trainer of the Baltimore Colts.

**ART ROONEY SPORTSMANSHIP
AWARD**

An annual honor started in 2014 for players who exemplify outstanding sportsmanship on the field. The award was created in honor of the late Art Rooney, Sr.

Named in 1985 in honor of RB Maurice Bassett, who played for the Browns from 1954-56, and given to the Browns' most outstanding rookie in training camp as voted by the media.

SALUTE TO SERVICE AWARD

**WALTER PAYTON MAN OF
THE YEAR AWARD**

STAFF

PLAYERS

2021 SEASON

HISTORY

RECORDS

GAME DAY

ALL-TIME ROSTER

A

Abdullah, Hamza (DB) Washington State	#2008
Abdullah, Rahim (LB) Clemson	1999-00
Abdul-Jabbar, Karim (RB) UCLA	1999
Abrams, Bobby (LB) Michigan	1992
Acho, Emmanuel (LB) Texas	#2012
Adamle, Tony (LB) Ohio State	1947-51, 1954
Adams, Chet (T) Ohio University	1946-48
Adams, Keith (LB) Clemson	2007
Adams, Mike (DB) Delaware	2007-11
Adams, Pete (G) Southern California	1974, 1976
Adams, Stefon (DB) Auburn	1990
Adams, Titus (DL) Nebraska	#2009, 2010
Adams, Vashone (DB) Eastern Michigan	1995
Adams, Willis (WR) Houston	1979-85
Agase, Alex (G) Illinois	1948-51
Agnew, Ray (FB) Southern Illinois	2014
Aiken, Sam (WR) North Carolina	2010
Akins, Al (RB) Washington State	1946
Akins, Chris (DB) Arkansas Pine-Bluff	2001-02
Aldridge, Allen (DE) Prairie View	1974
Alexander, Eric (LB) Louisiana State	2010
Alexander, Derrick (WR) Michigan	1994-95
Alexander, Derrick (DL) Florida State	1999
Alexander, Dominique (LB) Oklahoma	2016-17
Alford, Mario (WR) West Virginia	2016
Ali, Charles (FB) Arkansas Pine-Bluff	2007-08
Allen, Brian (CB) Utah	#2021
Allen, Dakota (LB) Texas Tech	2022
Allen, Ermal (QB) Kentucky	1947
Allen, Greg (RB) Florida State	1985
Allen, Jake (WR) Mississippi College	2009
Alston, Richard (WR) East Carolina	2004
Alzado, Lyle (DE) Yankton	1979-81
Amrose, Dick (LB) Virginia	1975-83, #1984
Amstutz, Joe (C) Indiana	1957
Anderson, Derek (QB) Oregon State	#2005, 2006-09
Anderson, Preston (DB) Rice	1974
Anderson, Stuart (LB) Virginia	1984
Andrews, Billy (LB) Southeastern Louisiana	1967-74
Andruzzi, Joe (OL) South Connecticut State	2005-06
Anko, Eli (DT) UCLA	2019
Armstrong, Ray-Ray (LB) Miami (Fla.)	2018
Armstrong, Quincy (C) North Texas	1954
Arvie, Herman (OL) Grambling	1993-95
Askin, John (G) Notre Dame	*1987
Athas, Pete (DB) Tennessee	1975
Atkins, Doug (DE) Tennessee	1953-54
Atkinson III, George (RB) Notre Dame	2016
Aubrey, Josh (DB) Stephen F. Austin	2013
Austin, Miles (WR) Monmouth	2014
Avery, Genard (LB) Memphis	2018-19

B

Baab, Mike (C) Texas	1982-87, 1990-91
Bademosi, Johnson (DB) Stanford	2012-15
Babich, Bob (LB) Miami (Ohio)	1973-78
Bahr, Matt (K) Penn State	1981-89
Bailey, Alvin (OL) Arkansas	2016
Baker, Al (DE) Colorado State	1987, 1989-90
Baker, Sam (P-K) Oregon State	1960-61
Baker, Edwin (RB) Michigan State	2013
Baker, Tony (RB) East Carolina	1986, 1988
Baldwin, Daylen (WR) Michigan	2022
Baldwin, Keith (DE) Texas A&M	1982-85
Baldwin, Randy (RB) Mississippi	#1991-94
Bail, Jerry (DT) Southern Methodist	1993, 1999
Bandison, Romeo (DL) Oregon	#1994-95
Banker, Ted (G) Southeast Mississippi State	1989
Banks, Carl (LB) Michigan State	1994-95
Banks, Chip (LB) Southern California	1982-86
Banks, Fred (LB) Liberty	1985
Banks, Robert (DE) Notre Dame	1989-90
Banner, Zach (OL) Southern California	2017
Barclay, Chris (RB) Wake Forest	#2006
Barisich, Carl (DT) Princeton	1973-75
Barker, Chris (OL) Nevada	#2017
Barker, Roy (DE) North Carolina	1999
Barnes, Erich (DB) Purdue	1965-71

Barnes, Rashidi (DB) Colorado	2000
Barnett, Harlon (S) Michigan State	1990-92
Barnett, Vincent (S) Arkansas State	*1987
Barney, Eppie (WR) Iowa State	1967-68
Barridge, Gary (TE) Louisville	2013-16
Bartel, Richard (QB) Tarleton State	#2008
Barton, Eric (LB) Maryland	2009-10
Bassett, Maurice (RB) Langston	1954-56
Bates, Michael (WR/KR) Arizona	1995
Bates, Phil (WR) Ohio University	#2014
Battle, Jim (DE) Southern University	1966
Baugh, Tom (C) Southern Illinois	1989
Bavaro, Mark (TE) Notre Dame	1992
Baxter, Gary (DB) Baylor	2005-06, #2007
Beach, Walter (DB) Central Michigan	1963-66
Beamon, Autry (DB) East Texas State	1980-81
Beasley, Chad (OT) Virginia Tech	2002-2003
Beauford, Clayton (WR) Auburn	*1987
Beckham Jr., Odell (WR) Louisiana State	2019-21
Bedell, Brad (OL) Colorado	2000-01
Bedosky, Mike (OL) Missouri	#1994
Belk, Rocky (WR) Miami (Fla.)	1983
Bell, Beau (LB) UNLV	2008
Bell, D'Anthony (S) West Florida	2022
Bell, David (WR) Purdue	2022
Bell, Mike (RB) Arizona	2010
Bell, Terry (WR) Indiana State	*1987
Bello, B.J. (LB) Illinois State	2017
Benard, Marcus (LB) Jackson State	2009-11, #2012
Benjamin, Travis (WR) Miami (Fla.)	2012-15
Bentley, Kevin (LB) Northwestern	2002-2004
Bentley, LeCharles (OL) Ohio State	#2006, #2007
Benton, Elijah (S) Liberty	2020
Benz, Larry (DB) Northwestern	1963-65
Bernstein, Alex (OL) Amherst	#1999
Berry, Aaron (DB) Pittsburgh	2014
Berry, Latin (DB) Oregon	1991-92
Bess, Davone (WR) Hawaii	2013
Best, Greg (S) Kansas State	1984
Bettridge, Ed (LB) Bowling Green	1964
Beutler, Tom (LB) Toledo	1970
Bibbs, E.J. (TE) Iowa State	2015
Biedermann, Leo (T) California	1978
Billings, Andrew (DT) Baylor	@2020-21
Bishop, Harold (TE) Louisiana State	1995
Bitonio, Joel (OL) Nevada	2014-22
Black, James (RB) Akron	1984
Blandin, Ernie (T) Tulane	1946-47
Blaylock, Anthony (DB) Winston-Salem State	1988-91
Bloch, Ray (T) Ohio University	#1981
Bobo, Orlando (G) Northeast Louisiana	1999
Bockwoldt, Colby (LB) Brigham Young	2007
Bodden, Leigh (DB) Duquesne	2003-07
Boddy-Calouth, Breian (DB) Minnesota	2016-18
Boedecker, Bill (RB) No College	1947-49
Bogotay, Brandon (K) Georgia	#2013
Bojorquez, Corey (P) New Mexico	2022
Bolden, Leroy (RB) Michigan State	1958-59
Bolden, Rickey (T) Southern Methodist	1984-89
Bolton, Ron (DB) Norfolk State	1976-82
Bolzan, Scott (T) Northern Illinois	#1985
Booth, Issac (DB) California	1994-95
Booty, Josh (QB) Louisiana State	#2001-03
Borton, John (QB) Ohio State	1957
Bosley, Keith (OT) Eastern Kentucky	*1987
Bostic, Keith (DB) Michigan	1990
Bowe, Dwayne (WR) Louisiana State	2015
Bowens, David (LB) Western Illinois	2009-10
Bowers, R.J. (FB) Grove City (Pa.)	2002-03
Bowie, Michael (OL) Northeastern State	#2014, #2015
Boyer, Brant (LB) Arizona	2010, #2013
Bradley, Harold (G) Iowa	1954-56
Bradley, Henry (DT) Alcorn State	1979-82
Bradley, Ja'Marcus (WR) Louisiana-Lafayette	2020-21
Brady, Donny (DB) Wisconsin	1995
Briggs, Stephen (DB) Texas	1987-91
Brandon, David (LB) Memphis State	1991-93
Brannon, Robert (DE) Arkansas	*1987
Brantley, Caleb (DL) Florida	2017

STAFF

PLAYERS

2021 SEASON

HISTORY

RECORDS

GAME DAY

Braziel, Larry (CB) Southern California.....	1982-85
Brennan, Brian (WR) Boston College.....	1984-91
Brewer, Johnny (TE-LB) Mississippi.....	1961-67
Brewster, Darrel (WR) Purdue.....	1952-58
Briggs, Bob (DE) Heidelberg.....	1971-73
Brinkman, Charles (WR) Louisville.....	1972
Brissett, Jacoby (QB) North Carolina State.....	2022
Britt, Kenny (WR) Rutgers.....	2017
Brohm, Jeff (QB) Louisville.....	#2000
Bronson, Josiah (DT) Washington.....	2021
Brooks, Clifford (DB) Tennessee State.....	1972-74
Brooks, James (RB) Auburn.....	1992
Brown, Bobby (WR) Notre Dame.....	2000
Brown, Courtney (DE) Penn State.....	2000-04
Brown, Dean (DB) Fort Valley State.....	1969
Brown, Dee (RB) Syracuse.....	2004
Brown, Eddie (DB) Tennessee.....	1974-75
Brown, Evan (C) Southern Methodist.....	2020
Brown, James (OL) Virginia State.....	2000
Brown, Jim (RB) Syracuse.....	1957-65
Brown, John (T) Syracuse.....	1962-66
Brown, Ken (RB) No College.....	1970-75
Brown, Lomas (T) Florida.....	1999
Brown, Mike (DB) Miami (Ohio).....	2022
Brown, Orlando (T) South Carolina State.....	1994-95, 1999
Brown, Pharaoh (TE) Oregon.....	2018-19, 2022
Brown, Preston (KR) Vanderbilt.....	1984
Brown, Ralph (DB) Nebraska.....	2006
Brown, Richard (LB) San Diego State.....	1991-92
Brown, Sheldon (DB) South Carolina.....	2010-12
Brown, Stan (WR) Purdue.....	1971
Brown, Terry (DB) Oklahoma State.....	1976
Brown, Thomas (RB) Georgia.....	#2009
Brown, Thomas (DE) Baylor.....	1981, 1983
Brown, Titus (LB) Mississippi State.....	2008-11
Bryan, Taven (DT) Florida.....	2022
Bryant, Antonio (WR) Pittsburgh.....	2004-05
Bryant, Armonty (DL) East Central (Okla.).....	2013-15, #2016
Bryant, Brandin (DT) Florida Atlantic.....	2019
Bryant, Desmond (DL) Harvard.....	2013-15, #2016
Bryant, Harrison (TE) Florida Atlantic.....	2020-22
Buben, Mark (DT) Tuffs.....	1982
Buchanan, Charles (DE) Tennessee State.....	1988
Buczowski, Bob (DL) Pittsburgh.....	1990
Buehler, George (G) Stanford.....	1978-79
Bumgardner, Rex (RB) West Virginia.....	1950-52
Bundra, Mike (DT) Southern California.....	1964
Bundren, Jim (C) Clemson.....	1999-00
Burgess Jr., James (LB) Louisville.....	2017-18
Burley, Marcus (DB) Delaware.....	2016
Burnett, Chester (LB) Arizona.....	2000
Burnett, Morgan (S) Georgia Tech.....	2019
Burnett, Rob (DE) Syracuse.....	1990-95
Burrell, Clinton (DB) Louisiana State.....	1979-84
Burris, Juston (DB) N.C. State.....	2018-19
Burton, Leonard (OL) South Carolina.....	#1991
Bush, Devin (DB) Florida State.....	2001-02
Butler, Dave (LB) Notre Dame.....	*1987
Butler, Kelly (OT) Purdue.....	2006, #2007
Butler, Rashad (OL) Miami (Fla.).....	2013
Butler, Ray (WR) Southern California.....	#1989
Byner, Earnest (RB) East Carolina.....	1984-88, 1994-95
Byrd, LaRon (WR) Miami (Fla.).....	2014
C	
Cager, Lawrence (WR) Georgia.....	2021
Caldwell, Mike (LB) Middle Tennessee State.....	1993-95
Caldwell, Trey (DB) Louisiana Monroe.....	2016
Caleb, Jamie (RB) Grambling.....	1960, 1965
Callahan, Joe (QB) Wesley College.....	#2016
Callaway, Antonio (WR) Florida.....	2018-19
Cameron, Jordan (TE) Southern California.....	2011-14
Cameron, Ronnie (DL) Hofstra.....	#2012
Camp, Reggie (DE) California.....	1983-87
Campbell, Ibraheim (DB) Northwestern.....	2015-17
Campbell, Jason (QB) Auburn.....	2013
Campbell, Lang (QB) William & Mary.....	#2006
Campbell, Mark (TE) Michigan.....	1999-02
Campbell, Milt (RB) Indiana.....	1957
Capers, James (LB) Central Michigan.....	*1987
Carder, Tank (LB) Texas Christian.....	2012-16, #2017
Carlson, Stephen (TE) Princeton.....	2019-20, #2021

Carollo, Joe (T) Notre Dame.....	1972-73
Carpenter, Ken (RB) Oregon State.....	1950-53
Carpenter, Lew (RB) Arkansas.....	1957-58
Carpenter, Preston (RB) Arkansas.....	1956-59
Carraway, Stanley (WR) West Texas State.....	*1987
Carreker, Vince (DB) Cincinnati.....	*1987
Carrie, T.J. (DB) Ohio.....	2018-19
Carrier, Mark (WR) Nicholls State.....	1993-94
Carter, Alex (DE) Tennessee State.....	*1987
Carter, Dyshod (DB) Kansas State.....	2001, 2004
Carter, Jermaine (LB) Maryland.....	2022
Carter, Tim (WR) Auburn.....	2007
Carver, Dale (LB) Georgia.....	1983
Cassady, Howard (RB) Ohio State.....	1962
Cash, Jeremy (LB) Duke.....	#2017
Catlin, Tom (LB) Oklahoma.....	1953-54, 1957-58
Caylor, Lowell (DB) Miami (Ohio).....	1964
Chambers, Kirk (OL) Stanford.....	2004-05
Chanoine, Roger (OL) Temple.....	1999-02
Chapman, Lamar (DB) Kansas State.....	2000-01
Charles, Orson (TE/FB) Georgia.....	2018
Charlton, Clifford (LB) Florida.....	1988-89
Cherokee, George (G) Ohio State.....	1946
Chiaverini, Darrin (WR) Colorado.....	1999-00
Childress, Freddie (T) Arkansas.....	1992
Christensen, Jeff (QB) Eastern Illinois.....	*1987
Chubb, Nick (RB) Georgia.....	2018-22
Cieslak, Brad (TE) Northern Illinois.....	2008
Clancy, Sam (DE) Pittsburgh.....	1985-88
Clark, Monte (T) Southern California.....	1963-69
Clarke, Frank (WR) Colorado.....	1957-59
Clarke, Leon (WR) Southern California.....	1960-62
Clayborn, Adrian (DE) Iowa.....	#2020
Clayborn, Raymond (CB) Texas.....	1990-91
Claybrooks, DeVone (DL) East Carolina.....	2008-11
Claybrooks, Felipe (DL) Georgia Tech.....	2001-03
Clayton, Thomas (RB) Kansas State.....	2010-11
Cline, Ollie (RB) Ohio State.....	1948
Clowney, Jadeveon (DE) South Carolina.....	2021-22
Coates, Sammie (WR) Auburn.....	2017
Coates, Sherrod (LB) Western Kentucky.....	2003-04
Cockroft, Don (K-P) Adams State.....	1968-80
Colbert, Adrian (S) Miami (Fla.).....	2021
Colclough, Ricardo (DB) Tusculum.....	#2007
Cole, Emerson (RB) Toledo.....	1950-52
Coella, Tom (P-DB) Canisius.....	1946-48
Coleman, Corey (WR) Baylor.....	2016-17
Coleman, Cossey (OL) Tennessee.....	2005-06
Coleman, Greg (P) Florida A&M.....	1977
Coleman, Kenyon (DL) UCLA.....	2009-10
Coleman, Shon (OL) Auburn.....	2016-17
Coley, Trevon (DL) Florida Atlantic.....	2017-18
Colinet, Stalin (DL) Boston College.....	1999-01
Collins, Gary (WR-P) Maryland.....	1962-71
Collins Sr., Jamie (LB) Southern Mississippi.....	2016-18
Collins, Javier (OL) Northwestern.....	#2004
Collins, Jed (TE) Washington State.....	#2008
Collins, Larry (RB) Texas A&I.....	1978
Collins, Ryan (TE) St. Thomas.....	#1999
Collins, Shawn (WR) Northern Arizona.....	1992
Colman, Doug (LB) Nebraska.....	2000
Colo, Don (T) Brown.....	1953-58
Colquitt, Britton (P) Tennessee.....	2016-18
Colquitt, Dustin (P) Tennessee.....	2021
Conjar, Larry (RB) Notre Dame.....	1967
Conklin, Jack (T) Michigan State.....	2020-22
Connolly, Ted (G) Tulsa.....	1963
Conover, Frank (DL) Syracuse.....	1991
Contz, Bill (T) Penn State.....	1983-86
Conway, Brett (K) Penn State.....	2003
Cook, Damion (OL) Bethune-Cookman.....	2004
Cooks, Johnnie (LB) Mississippi State.....	1991
Coons, Travis (K) Washington.....	2015
Cooper, Amari (WR) Alabama.....	2022
Cooper, Jonathan (OL) North Carolina.....	2016
Cooper, Josh (WR) Oklahoma State.....	2012-13
Cooper, Scott (DE) Kearney State.....	*1987
Cooper, Xavier (DL) Washington State.....	2015-16
Copeland, Jim (G) Virginia.....	1967-74
Coppage, Alton (DE) Oklahoma.....	1946
Corbett, Austin (OL) Nevada.....	2018-19

Cornell, Bo (RB) Washington.....	1971-72
Costanzo, Blake (LB) Lafayette.....	2009-10
Costello, Vince (LB) Ohio University.....	1957-66
Cotton, Fest (DT) Dayton.....	1972
Cotton, Marcus (LB) Southern California.....	1990
Couch, Tim (QB) Kentucky.....	1999-03
Cousin, Terry (DB) South Carolina.....	2008
Cousineau, Tom (LB) Ohio State.....	1982-85
Cousins, Oniel (OL) UTEP.....	2011-13
Cowan, Bob (RB) Indiana.....	1947-48
Cowher, Bill (LB) North Carolina State.....	1980-82
Cox, Arthur (TE) Texas South.....	1991
Cox, Bryan (DE) Florida.....	2019
Cox, Steve (P-K) Arkansas.....	1981-84
Craig, Neal (DB) Fisk.....	1975-76
Craig, Reggie (WR) Arkansas.....	1977
Craven, Bill (DB) Harvard.....	1976
Crawford, Mike (RB) Arizona State.....	*1987
Crawford, Tim (LB) Texas Tech.....	*1987
Crespino, Bob (WR) Mississippi.....	1961-63
Crews, Ron (DE) Nevada-Las Vegas.....	1980
Cribbs, Joshua (WR) Kent State.....	2005-12
Crocker, Chris (DB) Marshall.....	2003-05
Crosby, Cleveland (DE) Arizona.....	#1980
Crowell, Isaiah (RB) Alabama State.....	2014-17
Cundiff, Billy (K) Drake.....	2009, 2013-14
Cureton, Will (QB) East Texas State.....	1975
Currie, Justin (DB) Western Michigan.....	2017
Cvercko, Andy (G) Northwestern.....	1963
D	
Dahl, Bob (OL) Notre Dame.....	1992-95
Daniell, Jim (C) Ohio State.....	1946
Daniels, Travis (DB) Louisiana State.....	2008
Danielson, Gary (QB) Purdue.....	1985, 1987-88
Dansby, Karlos (LB) Auburn.....	2014-15
Darden, Jaelon (WR) North Texas.....	2022
Darden, Thom (DB) Michigan.....	1972-74, 1976-81
Darrow, Barry (T) Montana.....	1974-78
Davis, Andra (LB) Florida.....	2002-08
Davis, Andre' (WR) Virginia Tech.....	2002-04
Davis, Austin (QB) Southern Mississippi.....	2015
Davis, Ben (DB) Defiance.....	1967-68, 1970-73
Davis, Bruce (WR) Baylor.....	1984
Davis, Carl (DL) Iowa.....	#2018
Davis, Connor (TE) Stony Brook.....	#2021
Davis, Davon (WR) Sam Houston State.....	#2021
Davis, Demario (LB) Arkansas State.....	2016
Davis, Dick (RB) Nebraska.....	1969
Davis, Gary (RB) Cal Poly-SLO.....	#1981
Davis, Hall (DL) Louisiana-Lafayette.....	2012
Davis, James (RB) Clemson.....	2009-10
Davis, Johnny (RB) Alabama.....	1982-86, *1987
Davis, Michael (CB) Cincinnati.....	1995
Davis, Oliver (DB) Tennessee State.....	1977-80
Davis, Reggie (WR) Georgia.....	#2017
Davis, Tae (LB) Chattanooga.....	2019-20, 2022
Davis, Willie (DE) Grambling.....	1958-59
Davis, Zola (WR) South Carolina.....	1999
Dawson, Doug (G) Texas.....	1994
Dawson, JaJuan (WR) Tulane.....	2000-01
Dawson, Len (QB) Purdue.....	1960-61
Dawson, Phil (K) Texas.....	1999-2012
Day, Sheldon (DT) Notre Dame.....	2020-21
Dayes, Matthew (RB) North Carolina State.....	2017
Dearth, James (TE) Tarleton State.....	1999
Deaton, Dawson (OL) Texas Tech.....	#2022
DeLamielleure, Joe (G) Michigan State.....	1980-84
DeLeone, Tom (C) Ohio State.....	1974-84
DeLeone, Tony (P) Kent State.....	*1987
Delhomme, Jake (QB) Louisiana-Lafayette.....	2010
Dellerba, Spiro (RB) Ohio State.....	1947
Delpit, Grant (S) Louisiana State.....	#2020, 2021-22
DeMar, Enoch (OL) Indiana.....	2003-04
DeMarco, Bob (C) Dayton.....	1972-74
Demarie, John (G-T) Louisiana State.....	1967-75
Denman, Anthony (LB) Notre Dame.....	2001
Dennis, Al (G) Grambling.....	1976-77
Dennison, Doug (RB) Kutztown State.....	1979
Denton, Bob (DT) College of the Pacific.....	1960
Deschaine, Dick (DE) No College.....	1958

Desir, Pierre (DB) Lindenwood.....	2014-15
Detmer, Ty (QB) Brigham Young.....	1999
DeValve, Seth (TE) Princeton.....	2016-18
Devlin, Pat (QB) Delaware.....	#2015
Devries, Jed (OL) Utah State.....	1965
Devrow, Billy (DB) Southern Mississippi.....	1997
Dewar, Jim (RB) Indiana.....	1947
Dickey, Curtis (RB) Texas A&M.....	1985-86
Dieken, Doug (T) Illinois.....	1971-84
Diles, Zac (LB) Kansas State.....	2014
Dilfer, Trent (QB) Fresno State.....	2005
DiManche, Jayson (LB) Southern Illinois.....	2015
Dimler, Rich (DT) Southern California.....	1979
Dinkins, Darnell (TE) Pittsburgh.....	2006-08
Dixon, Gerald (LB) South Carolina.....	1993-95
Dixon, Hanford (CB) Southern Mississippi.....	1981-89
Dobbs, Joshua (QB) Tennessee.....	#2022
Dockery, James (DB) Oregon State.....	2011
Donaldson, Gene (G) Kentucky.....	1953
Dorbeck, Drake (T) Southern Mississippi.....	@2020
Dorsey, Ken (QB) Miami (Fla.).....	2006, #2007, 2008
Dorsey, Nat (OL) Georgia Tech.....	2005-07
Douglas, Derrick (RB) Louisiana Tech.....	1991
Drango, Spencer (OL) Baylor.....	2016-17
Draughn, Shaun (RB) North Carolina.....	2014-15
Dray, Jim (TE) Stanford.....	2014-15
Dressel, Stacy (TE) Stanford.....	#1988
Driver, Stacey (RB) Clemson.....	*1987
Droughns, Reuben (RB) Oregon.....	2005-06
Dudley, Brian (S) Bethune Cookman.....	*1987
Dudley, Rickey (TE) Ohio State.....	2001
Duff, Bill (DL) Tennessee.....	1999
Dumont, Jim (LB) Rutgers.....	1984
Dunbar, Jubilee (WR) Southern.....	1974
Duncan, Brian (RB) Southern Methodist.....	1976-77
Duncan, Ron (TE) Wittenberg.....	1967
Dunn, Damon (WR) Stanford.....	1999-00
Dunn, David (WR) Fresno State.....	1999
Dunn, Michael (G) Maryland.....	2020-22
Dutton, Ryan (P), Minnesota State-Mankato.....	#2004

E

Eason, Nick (DL) Clemson.....	2004-06
East, Ron (DE) Montana State.....	1975
Eaton, Chad (DL) Washington State.....	#1995
Echemandu, Adimchinobe (RB) California.....	2004
Echols, Donnie (TE) Oklahoma State.....	*1987
Edwards, Armanti (WR) Appalachian State.....	2013
Edwards, Braylon (WR) Michigan.....	2005-09
Edwards, Earl (DT) Wichita State.....	1976-78
Edwards, Lavar (DL) Louisiana State.....	2017
Edwards, Marc (FB) Notre Dame.....	1999-00
Ekpre-Olomu, Ifo (DB) Oregon.....	#2015
Ekuale, Daniel (DT) Washington State.....	2019
Ekuban, Ebenezer (DE) North Carolina.....	2004
Elam, Abram (DB) Kent State.....	2009-10
Elkins, Mike (QB) Wake Forest.....	#1991
Elliott, Jordan (DT) Missouri.....	2020-22
Ellis, Ken (DB) Southern.....	1977
Ellis, Ray (S) Ohio State.....	1986-87
Ellsworth, Percy (DB) Virginia.....	2000-01
Elston, Trae (DB) Mississippi.....	#2016
Emanuel, Ben (S) UCLA.....	#2006
Emerson, Martin (DB) Mississippi State.....	2022
Engel, Steve (RB) Colorado.....	1970
English, Auston (LB) Oklahoma.....	2011, #2012
Ernster, Paul (P) Northern Arizona.....	2007
Erving, Cameron (OL) Florida State.....	2015-16
Estandia, Greg (TE) UNLV.....	2009-10
Eslinger, Greg (OL) Minnesota.....	#2007
Ethridge, Ray (WR) Pasadena City.....	#1995
Eubanks, Darius (LB) Georgia Southern.....	2013, #2014
Evans, Fred (RB) Notre Dame.....	1946
Evans, Johnny (QB-P) North Carolina State.....	1978-80
Everett, Major (RB) Mississippi College.....	1986, *1987-78
Everitt, Steve (C) Michigan.....	1993-95

F

Fabiano, Anthony (OL) Harvard.....	2016, 2020
Faine, Jeff (C) Notre Dame.....	2003-05

Fair, Carl (RB) Alabama-Birmingham	2001
Fairchild, Greg (G) Tulsa	1978
Farren, Paul (T) Boston University	1983-91
Faulk, Chris (OL) Louisiana State	#2013
Feacher, Ricky (WR) Mississippi Valley	1976-84
Fekete, Gene (RB) Ohio State	1946
Fells, Darren (TE) California-Irvine	2018
Felton, Demetric (RB) UCLA	2021-22
Ferguson, Charley (DE) Tennessee A&I	1961
Ferguson, Vagas (RB) Notre Dame	1983
Fichtner, Ross (DB) Purdue	1960-67
Fields, Tony (LB) West Virginia	2021-22
Figaro, Cedric (LB) Notre Dame	1991-92
Figurs, Yamon (WR) Kansas State	2010
Fike, Dan (G) Florida	1985-92
Fisk, Jason (DL) Stanford	2005
Fiss, Galen (LB) Kansas	1956-66
Fleming, Tom (DB) Florida	1960-62
Flick, Tom (QB) Washington	1984
Flint, Judson (DB) Memphis State	1980-82
Florence, Anthony (DB) Bethune Cookman	1991
Floyd, Chris (FB) Michigan	#2000
Floyd, Marquis (DB) West Georgia	#2009
Foggie, Fred (DB) Minnesota	1992
Fontenot, Herman (RB) Louisiana State	1985-88
Fontenot, Therrian (DB) Fresno State	2006
Footman, Dan (DE) Florida State	1993-95
Forbes, Drew (G) Southeast Missouri State	2019, @2020, #2021, 2022
Forbes, Marlon (S) Penn State	1999
Ford, Henry (RB) Pittsburgh	1955
Ford, Jerome (RB) Cincinnati	2022
Ford, Len (DE) Michigan	1950-57
Forstall, Miller (TE) Alabama	2021-22
Fort, L.J. (LB) Northern Iowa	2012
Forester, Herschel (G) Southern Methodist	1954-57
Fortune, Elliott (DL) Georgia Tech	#1995
Fowler, Melvin (C) Maryland	2002-04
Fragel, Reid (OL) Ohio State	#2013
Fraleigh, Hank (C) Robert Morris	2006-09
Francies, Coye (DB) San Jose State	2009-10
Francis, Jeff (QB) Tennessee	1990, #1992
Franco, Brian (K) Penn State	*1987
Franklin, Bobby (DB) Mississippi	1960-66
Franks, Elvis (DE) Morgan State	1980-84
Franks, Jordan (TE) Central Florida	2021
Franz, Todd (DB) Tulsa	2000
Fraser, Simon (DL) Ohio State	2005-07
Frederick, Andy (T) New Mexico	1982
Frederick, Mike (DE) Virginia	1995
Freeman, Bob (QB) Auburn	1957-58
Friedman, Lennie (OL) Duke	2006-08
Froholdt, Hjalte (G) Arkansas	2021-22
Frost, Derrick (P) Northern Iowa	2003-04
Frost, Scott (DB) Nebraska	2001
Frye, Charlie (QB) Akron	2005-07
Fua, Sione (DL) Stanford	2014
Fujita, Scott (LB) California	2010-12
Fuller, Corey (DB) Florida State	1999-02
Fullwood, Brent (RB) Auburn	1990
Fulton, Dan (WR) Nebraska-Omaha	1981-82
Furman, John (QB) Texas-El Paso	1962
Furrey, Mike (WR) Iowa	2009
G	
Gabriel, Taylor (WR) Abilene Christian	2014-15
Gain, Bob (DT) Kentucky	1952, 1954-64
Gainer, Derrick (RB) Florida A&M	1990
Gaines, Charles (DB) Louisville	2015
Gaines, E.J. (DB) Missouri	2018
Gaines, Michael (TE) Central Florida	2009
Gaines, Phillip (DB) Rice	2018
Galbraith, Scott (TE) UCLA	1990-92
Garay, Antonio (DL) Boston College	2003
Garcia, Jeff (QB) San Jose State	2004
Garcia, Jim (DE) Purdue	1965
Gardner, Barry (LB) Northwestern	2003-04
Gardocki, Chris (P) Clemson	1999-2003
Garlington, John (LB) Louisiana State	1968-77
Garmon, Kelvin (OL) Baylor	2004
Garrett, Myles (DL) Texas A&M	2017-22
Gartner, Chris (K) Indiana	1974
Gash, Thane (S) East Tennessee State	1988-90
Gatski, Frank (C) Marshall	1946-56
Gaudio, Bob (G) Ohio State	1947-49, 1951
Gault, Don (QB) Hofstra	1970
Gaut, Prentice (RB) Oklahoma	1960
Gay, Benjamin (RB) Garden City C.C.	2001
George, Tim (WR) Carson-Newman	1974
German, Jammi (WR) Miami (Fla.)	2001
Gibron, Abe (G) Purdue	1950-56
Gibson, Damon (WR) Iowa	1999
Gibson, Tom (DE) Northern Arizona	1989-90
Gilbert, Garrett (QB) Southern Methodist	2014
Gilbert, Justin (DB) Oklahoma State	2014-15
Gilkey, Garrett (OL) Chadron State	2013
Gillan, Jamie (P) Arkansas Pine-Bluff	2019-21
Gillom, Horace (P-WR) Nevada	1947-56
Gilmore, Corey (RB) San Diego State	*1987
Gipson, Tashaun (DB) Wyoming	2012-15
Glass, Bill (DE) Baylor	1962-68
Glass, Chip (TE) Florida State	1969-73
Goad, Tim (DT) North Carolina	1995
Gocong, Chris (LB) Cal-Poly SLO	2010-11, #2012
Goebel, Brad (QB) Baylor	1992-94
Goins, Robert (S) Grambling	*1987
Golic, Bob (DT) Notre Dame	1982-88
Gonzalez, Joaquin (OT) Miami (Fla.)	2002-04
Gonzalez, Zane (K) Arizona State	2017-18
Goodson, B.J. (LB) Clemson	2020
Goode, Don (LB) Kansas	1980-81
Goosby, Tom (LB) Baldwin-Wallace	1963
Gordon, Amon (DL) Stanford	2004
Gordon, Josh (WR) Baylor	2012-14, #2015, #2016, 2017-18
Gorgal, Ken (DB) Purdue	1950, 1953-54
Goss, Don (DT) Southern Methodist	1956
Gossett, Colby (G) Appalachian State	#2019, @2020
Gossett, Jeff (P) Eastern Illinois	1983, 1985-87
Gradkowski, Bruce (QB) Toledo	2008
Graf, Dave (LB) Penn State	1975-79
Graham, Otto (QB) Northwestern	1946-55
Graham, Thomas (CB) Oregon	2022
Grant, Jakeem (WR) Texas Tech	#2022
Grant, Orantes (LB) Georgia	2003
Grant, Wes (DE) UCLA	1972
Gray, Geoff (OL) Manitoba	#2017
Gray, MarQueis (TE) Minnesota	2013
Graybill, Mike (OL) Boston University	1989
Grayson, David (LB) Fresno State	*1987-90
Graziani, Tony (QB) Oregon	#2000
Greco, John (OL) Toledo	2011-16
Green, A.J. (CB) Oklahoma State	2020-22
Green, Boyce (RB) Carson-Newman	1983-85
Green, David (RB) Edinboro State	1982
Green, Ernie (RB) Louisville	1962-68
Green, Ron (WR) North Dakota	1967-68
Green, Van (DB) Shaw	1973-76
Green, William (RB) Boston College	2002-05
Greenwood, Don (RB) Illinois	1946-47
Greer, Terry (WR) Alabama State	1986
Gregory, Damian (DT) Illinois State	2002-02
Gregory, Jack (DE) Delta State	1967-71, 1979
Griffin, Don (CB) Middle Tennessee State	1994-95
Griffin, Kris (LB) Indiana (Pa.)	2007-08
Griffin III, Robert (QB) Baylor	2016
Griffing, Glynn (QB) Mississippi	1964
Griffith, Robert (S) San Diego State	2002-04
Grigg, Forrest (DT) Tulsa	1948-51
Griggs, Anthony (LB) Ohio State	1986-88
Gronkowski, Dan (TE) Maryland	2011
Gross, Al (S) Arizona	1983-87
Groves, George (G) Marquette	1946
Groves, Quentin (LB) Auburn	2013
Groza, Lou (T-K) Ohio State	1946-59, 1961-67
Gruber, Bob (OT) Pittsburgh	1986
Guilbeau, Rusty (LB) McNeese State	1987
Gurley, Tori (WR) South Carolina	2013
Gustin, Porter (DE) Southern California	2019-21
H	
Haden, Joe (DB) Florida	2010-16
Hadnot, Rex (OL) Houston	2008-09
Haeg, Joe (OL) North Dakota State	2022

Hagg, Eric (DB) Nebraska.....	2011-12
Haggerty, Johnathan (WR) SW Oklahoma State.....	2010
Hairston, Carl (DE) Maryland-Eastern Shore.....	1984-89
Hairston, Stacey (DB) Ohio Northern.....	1993-94
Haley, Darryl (OL) Utah.....	*1987-88
Hall, Alex (LB) St. Augustine's.....	2008-09
Hall, Charlie (LB) Houston.....	1971-80
Hall, Dana (S) Washington.....	1995
Hall, Dino (KR-RB) Glassboro State.....	1979-83
Hall, Marvin (WR) Washington.....	2020
Hall, Rannell (WR) Central Florida.....	2015, #2016
Haller, Alan (DB) Michigan State.....	1992
Ham, Derrick (DL) Miami (Fla.).....	2001
Hambrick, Darren (LB) South Carolina.....	2002
Hamilton, Bobby (DE) Southern Mississippi.....	2007
Hamilton, Justin (DB) Virginia Tech.....	2006
Hamilton, Michael (LB) North Carolina A&T.....	2000
Hamlett, Connor (TE) Oregon State.....	2016
Hance, Blake (G) Northwestern.....	2020-21
Hanie, Caleb (QB) Colorado State.....	#2013
Hannemann, Cliff (LB) Fresno State.....	*1987
Hansen, Brian (P) Sioux Falls.....	1991-93
Hanuak, Chet (RB) Maryland.....	1954, 1957
Harbison, Tre (RB) Charlotte.....	#2021
Hardesty, Montario (RB) Tennessee.....	#2010, 2011-12, #2013
Harper, Mark (CB) Alcorn State.....	1986-90
Harraway, Charley (RB) San Jose State.....	1966-68
Harrington, John (DE) Marquette.....	1946
Harris, Demetrius (TE) Milwaukee.....	2019
Harris, Duriel (WR) New Mexico State.....	1984
Harris, Jon (DE) Virginia.....	#1999
Harris, Josh (QB) Bowling Green.....	#2004
Harris, Marshall (DE) Texas Christian.....	1980-82
Harris, Nick (C) Washington.....	2020-21, #2022
Harris, Odie (DB) Sam Houston State.....	1991-92
Harris, Orion (DL) Miami (Fla.).....	2006
Harris, Tim (CB) Virginia.....	2021
Harrison, Arnold (LB) Georgia.....	2009
Harrison, Desmond (OL) West Alabama.....	2018
Harrison, Jerome (RB) Washington State.....	2006-10
Harrison Jr., Ronnie (S) Alabama.....	2020-22
Hartley, Frank (TE) Illinois.....	1994-95
Hartley, Garrett (K) Oklahoma.....	2014
Hartline, Brian (WR) Ohio State.....	2015
Harvey, Willie (LB) Iowa State.....	2019, 2021
Hassell, JT (S) Florida Tech.....	2019
Hawkins, Andrew (WR) Toledo.....	2014-16
Hawkins, Ben (WR) Arizona State.....	1974
Hawkins, Mike (DB) Oklahoma.....	2006
Haye, Jovan (DL) Vanderbilt.....	#2006
Hazel, Matt (WR) Coastal Carolina.....	#2017
Hazel, Paul (LB) Western Michigan.....	2013
Heiden, Steve (TE) South Dakota State.....	2002-09
Heinrich, Keith (TE) Sam Houston State.....	2003-04
Helluin, Jerry (DT) Tulane.....	1952-53
Henry, Anthony (DB) South Florida.....	2001-04
Herring, Hal (LB) Auburn.....	1950-52
Hickerson, Gene (G) Mississippi.....	1958-60, 1962-73
Hicks, Artis (OL) Memphis.....	2011
Higgins, Rashard (WR) Colorado State.....	2016-21
Hilgenberg, Jay (C) Iowa.....	1992
Hill, Brian (RB) Wyoming.....	#2021
Hill, Calvin (RB) Yale.....	1978-81
Hill, Jim (DB) Texas A&I.....	1975
Hill, Madre (RB) Arkansas.....	1999
Hill, Travis (LB) Nebraska.....	1994-95
Hill, Troy (CB) Oregon.....	2021
Hill, Will (S) Bishop College.....	1988
Hilliary, Darius (QB) Wisconsin.....	#2016, 2017
Hilliard, Dontrell (RB) Tulane.....	2018-19
Hilliard, Randy (CB) Louisiana State.....	1990-93
Hillis, Peyton (RB) Arkansas.....	2010-11
Hines, D'Juan (LB) Houston.....	2018
Hoaglin, Fred (C) Pittsburgh.....	1966-72
Hoard, Leroy (RB) Michigan.....	1990-95
Hodge, KhaDarel (WR) Prairie View A&M.....	2019-20
Hodges, Reggie (P) Ball State.....	2009-10, #2011, 2012
Hogan, Kevin (QB) Stanford.....	2016-17
Hoggard, D.D. (CB) North Carolina State.....	1985-87
Hoicomb, Kelly (QB) Middle Tennessee State.....	2001-04
Holden, Steve (WR) Arizona State.....	1973-76

Holdman, Warrick (LB) Texas A&M.....	2004
Holland, Darius (DT) Colorado.....	1999-00
Holland, Jamie (WR) Ohio State.....	1992
Hollins, Alexander (WR) Eastern Illinois.....	#2020
Holloway, Glen (G) North Texas State.....	1974
Holly, Daven (DB) Cincinnati.....	2006-08
Holmes, Earl (LB) Florida A&M.....	2002
Holmes, Tyrone (DL) Montana.....	2016-17
Holohan, Pete (TE) Notre Dame.....	1992
Holt, Harry (TE) Arizona.....	1983-86
Hooker, Fair (WR) Arizona State.....	1969-74
Hooper, Austin (TE) Stanford.....	2020-21
Hoover, Houston (G) Jackson State.....	1993
Hopkins, Thomas (T) Alabama A&M.....	1983
Horn, Alvin (DB) Nevada-Las Vegas.....	*1987
Horn, Don (QB) San Diego State.....	1973
Horvath, Les (RB) Ohio State.....	1949
Housler, Rob (TE) Florida Atlantic.....	2015
Houston, Jim (DE-LB) Ohio State.....	1960-72
Houston, Lin (G) Ohio State.....	1946-53
Howard, Sherman (RB) Nevada.....	1952-53
Howard, Tracy (DB) Miami (Fla.).....	2016
Howell, Mike (DB) Grambling.....	1965-72
Howton, Bill (WR) Rice.....	1959
Hoyer, Brian (QB) Michigan State.....	2013-14
Hubbard, Chris (OL) Alabama-Birmingham.....	2018-22
Hubbard, Paul (WR) Wisconsin.....	#2008
Hudson III, James (T) Cincinnati.....	2021-22
Hughes III, John (DL) Cincinnati.....	2012-16
Hughlett, Charley (LS) Central Florida.....	#2014, 2015-22
Humble, Weldon (LB) Rice.....	1947-50
Hunt, Bob (RB) Heidelberg.....	1974
Hunt, Kareem (RB) Toledo.....	2019-22
Hunter, Art (C) Notre Dame.....	1956-59
Hunter, Earnest (RB) Southeast Oklahoma State.....	1995
Hunter, Pete (DB) Virginia Union.....	2005
Hutchinson, Tom (WR) Kentucky.....	1963-65
Hutchison, Chuck (G) Ohio State.....	1973-75
Huther, Bruce (LB) New Hampshire.....	1981
Hybl, Nate (QB) Oklahoma.....	2003
Hyde, Carlos (RB) Ohio State.....	2018
Hyder, Gaylon (OL) Texas Christian.....	2001
Hynoski, Henry (RB) Temple.....	1975

I	
Ikard, Gabe (OL) Oklahoma.....	#2015, #2016
Ilgrenfritz, Mark (DE) Vanderbilt.....	1974
Ingram, Darryl (TE) California.....	1991
Irons, Gerald (LB) Maryland-Eastern Shore.....	1976-79
Irons, Paul (TE) Florida State.....	2005
Isaia, Sale (OL) UCLA.....	#1995
Isbel, Joe Bob (G) Houston.....	1966
Israel, Ron (DB) Notre Dame.....	2003
Ivey, Travis (DL) Maryland.....	2010
Ivie, Joey (DT) Florida.....	#2020
Iwuagwu, Cordell (G) Texas Christian.....	#2020

J	
Jackson, Alfred (DB) San Diego State.....	1991-92
Jackson, Bill (S) North Carolina.....	1982
Jackson, Blake (WR) Mary-Hardin Baylor.....	#2018
Jackson, Brandon (RB) Nebraska.....	#2011, 2012
Jackson, Corey (DL) Nevada.....	2003-04
Jackson, D'Quell (LB) Maryland.....	2006-09, #2010, 2011-13
Jackson, Darius (RB) Eastern Michigan.....	#2016, #2017
Jackson, Enis (CB) Memphis State.....	*1987
Jackson, Frisman (WR) Western Illinois.....	2002-05
Jackson, James (RB) Miami (Fla.).....	2001-04
Jackson, Joe (DE) Miami (Fla.).....	2020-21
Jackson, Lenzie (WR) Arizona State.....	2000
Jackson, Malik (DT) Tennessee.....	2021
Jackson, Michael (WR) Southern Mississippi.....	1991-95
Jackson, Raymond (DB) Colorado State.....	1999-01
Jackson, Rich (DE) Southern.....	1972
Jackson, Robert (CB) UNLV.....	2019-20
Jackson, Robert E. (G) Duke.....	1975-85
Jackson, Robert L. (LB) Texas A&M.....	1978-81
Jackson, Storey (LB) Liberty.....	2022
Jacobs, Benjamin (LB) Fresno State.....	2011
Jacobs, Dave (K) Syracuse.....	1981
Jacobs, Tim (CB) Delaware.....	1993-95
Jaeger, Jeff (K) Washington.....	1987

Jagade, Harry (RB) Indiana.....	1951-53
James, Jesse (TE) Penn State.....	2022
James, Lynn (WR) Arizona State.....	1991
James, Nathaniel (DB) Florida A&M.....	1968
James, Tommy (DB) Ohio State.....	1948-55
Jameson, Michael (S) Texas A&M.....	2002-04
Janovich, Andy (FB) Nebraska.....	2020-21
Jefferson, Ben (T) Maryland.....	1990
Jefferson, John (WR) Arizona State.....	1985
Jefferson, Malik (LB) Texas.....	2019
Jenkins, Al (G) Tulsa.....	1969-70
Jennings, Chris (RB) Arizona.....	2009
Jennings, Darius (WR) Virginia.....	2015
Jennings, Brandon (QB) Texas A&M.....	#2001
Johnson, Bill (DL) Michigan State.....	1992-94
Johnson, Cam (LB) Virginia.....	2015-16
Johnson, Charles (WR) Grand Valley State.....	#2013
Johnson, Doug (QB) Florida.....	#2005
Johnson, D'Ernest (RB) South Florida.....	2019-22
Johnson Jr., Duke (RB) Miami (Fla.).....	2015-18
Johnson, Eddie (LB) Louisville.....	1981-90
Johnson, James-Michael (LB) Nevada.....	2012
Johnson III, John (S) Boston College.....	2021-22
Johnson, Josh (QB) San Diego.....	#2012
Johnson, Kaleb (OL) Rutgers.....	2015
Johnson, Kevin (WR) Syracuse.....	1999-03
Johnson, Kevin (CB) Wake Forest.....	2020
Johnson, Lawrence (DB) Wisconsin.....	1979-84
Johnson, Lee (P) Brigham Young.....	1987-88
Johnson, Malcolm (FB) Mississippi State.....	2015-16
Johnson, Mark (LB) Missouri.....	1977
Johnson, Mike (LB) Virginia Tech.....	1986-93
Johnson, Mitch (T) UCLA.....	1971
Johnson, Pepper (LB) Ohio State.....	1993-95
Johnson, Rod (OL) Florida State.....	#2017
Johnson, Ron (RB) Michigan.....	1969
Johnson, Tre' (OL) Temple.....	2001
Johnson, Walter (DT) California State (Los Angeles).....	1965-76
Joiner, Vernon (WR) Maryland.....	1989-90
Jones, Bobby (WR) No College.....	1983
Jones, Dave (WR) Kansas State.....	1969-71
Jones, Deion (LB) Louisiana State.....	2022
Jones, Don (DB) Arkansas State.....	2015-16
Jones, Dub (HB/WR) Tulane.....	1948-55
Jones, Edgar (RB) Pittsburgh.....	1946-49
Jones, George (RB) San Diego State.....	1999
Jones, Homer (WR) Texas Southern.....	1970
Jones, James (DL) Northern Iowa.....	1991-94
Jones, Jock (LB) Virginia Tech.....	1990-91
Jones, Joe (DE) Tennessee State.....	1970-71, 1973, 1975-78
Jones, Keith (RB) Nebraska.....	1989
Jones, Kirk (RB) Nevada-Las Vegas.....	*1987
Jones, Lenny (DL) Nevada.....	#2018
Jones, Lenoy (LB) Texas Christian.....	1999-02
Jones, Marlon (DE) Central State.....	1987-89
Jones, Ricky (LB) Tuskegee.....	1977-79
Jones, Sean (DB) Georgia.....	2005-08
Jones, Selwyn (DB) Colorado State.....	1993, #1994
Jones, Tony (OT) Western Carolina.....	1988-95
Jordan, Henry (DT) Virginia.....	1957-58
Jordan, Homer (QB) Clemson.....	*1987
Jordan, Mike (DB) Missouri Western State.....	2017
Joseph, Greg (K) Florida Atlantic.....	2018
Joseph, Karl (S) West Virginia.....	2020
Junkin, Mike (LB) Duke.....	1987-88
Jurevicius, Joe (WR) Penn State.....	2006-08
Jurkovic, John (DT) Eastern Illinois.....	1999
K	
Kafentzis, Mark (S) Hawaii.....	1982
Kalis, Kyle (OL) Michigan.....	2018, #2019
Kamara, Sam (DL) Stony Brook.....	2022
Kanicki, Jim (DT) Michigan State.....	1963-69
Kapter, Alex (G) Northwestern.....	1946-47
Katolin, Mike (C) San Jose State.....	*1987
Kauric, Jerry (K) Kennedy Collegiate.....	1990
Keenum, Case (QB) Houston.....	2020-21
Kellermann, Ernie (DB) Miami (Ohio).....	1966-71
Kelley, Chris (TE) Akron.....	*1987
Kelley, Ethan (DL) Baylor.....	2005-07
Kelly, John (RB) Tennessee.....	2021-22
Kelly, Leroy (RB) Morgan State.....	1964-73

Kemp, Perry (WR) California (Pa.).....	*1987
Kerridge, Joe (FB) Michigan.....	#2019
Kessler, Cody (QB) Southern California.....	2016-17
Keyes, Josh (LB) Boston College.....	2017
Killings, Cedric (DT) Carson-Newman.....	#2001
Kinard, Billy (DB) Mississippi.....	1956
Kinchen, Brian (TE) Louisiana State.....	1991-95
Kindred, Derrick (DB) Texas Christian.....	2016-18
King, Andre (WR) Miami (Fla.).....	2001-04
King, Deon (LB) Norfolk State.....	2017
King, Don (T) Kentucky.....	1954
King, Ed (OL) Auburn.....	1991-93
King, Eric (DB) Wake Forest.....	2010
King, Joe (DB) Oklahoma State.....	1991
Kingree, Rick (LB) Tulane.....	1971-72
Kirby, Terry (RB) Virginia.....	1999
Kirk, Randy (LB) San Diego State.....	1991
Kirksey, Christian (LB) Iowa.....	2014-19
Kissell, John (T) Boston College.....	1950-52, 1954-56
Kitchen, Ishmaa'lly (DL) Kent State.....	2012-14
Kizer, DeShone (QB) Notre Dame.....	1981-90
Kolesar, Bob (G) Michigan.....	1946
Konz, Ken (DB) Louisiana State.....	1953-59
Kosar, Bernie (QB) Miami (Fla.).....	1985-93
Kosikowski, Frank (WR) Notre Dame.....	1948
Kovaleski, Mike (LB) Notre Dame.....	*1987
Kramer, Kyle (S) Bowling Green.....	1989
Kreitling, Rich (WR) Illinois.....	1959-63
Krerowicz, Mark (G) Ohio State.....	#1985
Kruger, Paul (LB) Utah.....	2013-15
Kuechenberg, Rudy (LB) Indiana.....	1970
Kuehl, Ryan (S) Virginia.....	1999-02
Kunaszyk, Jordan (LB) California.....	2022
Kyle, Jason (LB) Arizona State.....	1999
Kush, Eric (G) California (Pa.).....	2019

L

Lacy, Bo (OL) Arkansas.....	#2004
Lahr, Warren (DB) Western Reserve.....	1948-59
Lamm, Kendall (T) Appalachian State.....	2019-20
LaMontagne, Noel (OL) Virginia.....	2000
Landry, Jarvis (WR) Louisiana State.....	2018-21
Landry, George (RB) Lamar.....	*1987
Lane, Gary (QB) Missouri.....	1966-67
Lang, Kenard (DE) Miami (Fla.).....	2002-05
Langham, Antonio (CB) Alabama.....	1994-95, 1999
Langhorne, Reggie (WR) Elizabeth City State.....	1985-91
Lanning, Spencer (P) South Carolina.....	2013-14
Lauletta, Kyle (QB) Richmond.....	#2021
Lauter, Steve (S) San Diego State.....	*1987
Lauvao, Shawn (OL) Arizona State.....	2010-13
Lavelli, Dante (WR) Ohio State.....	1946-56
Lawson, Gerard (DB) Oregon State.....	2008-09
Lawrence, Devaroe (DL) Auburn.....	2018-19
Lawrence-Stample, Nile (DL) Florida State.....	#2016
Ledford, Dwayne (OL) East Carolina.....	#2005
Lee, Andy (P) Pittsburgh.....	2015
Lee, Barry (C) Grambling.....	*1987
Lee, Elijah (LB) Kansas State.....	2020-21
Lee, Marcus (RB) Syracuse.....	1994
LeCounte III, Richard (S) Georgia.....	2021-22
Lefear, Billy (WR) Henderson State.....	1972-75
Lehan, Michael (DB) Minnesota.....	2003-05
Leigh, Charles (RB) No College.....	1968-69
Lemonier, Corey (DB) Auburn.....	2016
Lengel, Matt (TE) Kentucky.....	2017
Leonard, Louis (DE) Fresno State.....	2007-08
Leonhard, Jim (DB) Wisconsin.....	2014
Leslie, Jordan (WR) Brigham Young.....	2017
LeVeck, Jack (LB) Ohio University.....	1975
Lewis, Cliff (QB) Duke.....	1946-51
Lewis, Darryl (TE) Texas-Arlington.....	1984
Lewis, Dion (RB) Pittsburgh.....	#2013
Lewis, Jamal (RB) Tennessee.....	2007-09
Lewis, Leo (PR) Missouri.....	1990
Lewis, Patrick (OL) Texas A&M.....	#2013
Lewis, Stan (DE) Wayne State (Neb.).....	1975
Lewis, Thaddeus (DB) Duke.....	#2011, 2012
Lilja, George (G-T) Michigan.....	1984-86
Linden, Errol (T) Houston.....	1961
Lindsay, Everett (OL) Mississippi.....	2000
Lindsey, Dale (LB) Western Kentucky.....	1965-72

Lingenfeiter, Bob (T) Nebraska	1977
Lingmerth, Goran (K) Northern Arizona	*1987
Little, Earl (DB) Miami (Fla.)	1999-04
Little, Greg (WR) North Carolina	2011-13
Littleton, Jody (LS) Baylor	2005
Lloyd, Dave (LB) Georgia	1959-61
Logan, Dave (WR) Colorado	1976-83
Logan, Ernie (DL) East Carolina	1991-93
London, Tom (DB) North Carolina State	1978
Long, Mel (LB) Toledo	1972-74
Loomis, Ace (RB) LaCrosse State	1952
Louis, Ricardo (WR) Auburn	2016-17, #2018
Lucci, Mike (LB) Tennessee	1962-64
Luck, Terry (QB) Nebraska	1977
Lund, Bill (RB) Case Tech	1946-47
Lyle, Rick (DE) Missouri	1994, #1995
Lyons, Robert (S) Akron	1989

M	
Maceau, Mel (C) Marquette	1946-48
Macerelli, John (G) St. Vincent	1956
Mack, Alex (C) California	2009-15
Mack, Kevin (RB) Clemson	1985-93
Maddox, Nick (RB) Florida State	2003
Madison, Anthony (DB) Alabama	2009
Madsen, John (TE) Utah	2008
Magee, Brandon (LB) Arizona State	2013
Maiava, Kaluka (LB) Southern California	2009-12
Majors, Bobby (DB) Tennessee	1972
Malbrough, Anthony (DB) Texas Tech	2000
Malone, Ralph (DE) Georgia Tech	1986
Malveaux, Cameron (DE) Houston	2020
Manoa, Tim (FB) Penn State	1987-89
Mancz, Greg (C) Toledo	2022
Manziel, Johnny (QB) Texas A&M	2014-15
Marangi, Gary (QB) Boston College	#1977
Marecic, Owen (FB) Stanford	2011-12
Markway, Kyle (TE) South Carolina	#2020
Marshall, Dave (LB) Eastern Michigan	1984
Marshall, Jim (DE) Ohio State	1960
Martin, Eric (LB) Nebraska	2013-14
Martin, Jamie (QB) Weber State	#1999
Martin, Jim (DT) Notre Dame	1950
Martin, Marcus (OL) Southern California	#2017
Mason, Larry (RB) Troy State	*1987
Massaqui, Mohamed (WR) Georgia	2009-12
Massey, Carlton (DE) Texas	1954-56
Matheson, Bob (LB) Duke	1967-70
Matthews, Clay (LB) Southern California	1978-93
Matua, Fred (OG) Southern California	#2006
Mayfield, Baker (QB) Oklahoma	2018-21
Maynard, Brad (P) Ball State	2011
Mayne, Lewis (RB) Texas	1947
Mays, Dave (QB) Texas Southern	1976-77
McCade, Mike (WR) Nevada-Las Vegas	*1987
McCants, Matt (OL) UAB	#2017
McCardell, Keenan (WR) Nevada-Las Vegas	1992-95
McClung, Willie (DT) Florida A&M	1958-59
McCormack, Hurvin (DL) Indiana	1999
McCormack, Mike (T) Kansas	1954-62
McCourty, Jason (DB) Rutgers	2017
McCown, Josh (QB) Sam Houston State	2015-16
McCown, Luke (QB) Louisiana Tech	2004
McCoy, Colt (QB) Texas	2010-12
McCray, Justin (G) Central Florida	2019
McCray, Robert (DE) Indiana	2019
McCusker, Jim (DE) Ohio State	1963
McCutcheon, Daylon (CB) Southern California	1999-05
McDaniel, Jacobi (DL) Florida State	2014
McDonald, Andrew (OL) Indiana	#2014
McDonald, Brandon (DB) Memphis	2007-09
McDonald, Nick (OL) Grand Valley State	2014
McDonald, Paul (QB) Southern California	1980-85
McDonald, Tommy (WR) Oklahoma	1968
McDowell, Malik (DE) Michigan State	2021
McFadden, Leon (DB) San Diego State	2013
McGill, T.Y. (DL) North Carolina State	2017
McGahee, Willis (RB) Miami (Fla.)	2013
McGee, Richmond (P) Texas	2011
McGinest, Willie (LB) Southern California	2006-08
McGonnigal, Bruce (TE) Virginia	1991
McGuire, Elijah (RB) Louisiana-Lafayette	#2019

McIntyre, Corey (FB) West Virginia	2005
McKay, Bob (T) Texas	1970-75
McKenzie, Keith (DE) Ball State	2000-01
McKenzie, Rich (DE) Penn State	1995
McKinley, Alvin (DL) Mississippi State	2001-06
McKinley, Takkarist (DE) UCLA	2021
McKinney, Jeremy (T) Iowa	#1999, 2001
McKinney, Seth (OL) Texas A&M	2007-08
McKinnis, Hugh (RB) Arizona State	1973-75
McKinnon, Jeremiah (DB) Florida International	2018
McLaughlin, Chase (K) Illinois	2021
McLemore, Tom (TE) Southern	1993-94
McLeod, Kevin (FB) Auburn	2003
McMahon, Jim (QB) Brigham Young	#1995
McMillan, David (LB) Kansas	2005-07
McMillan, Erik (S) Missouri	1993
McNeil, Clifton (WR) Grambling	1964-67
McNeil, Gerald (WR/KR) Baylor	1986-89
McNeil, Ryan (CB) Miami (Fla.)	1999
McQuistan, Paul (OL) Weber State	#2010, 2014
McTyer, Tim (S) Brigham Young	1999
Meander, Montrel (LB) Grambling State	2020, #2021
Meder, Jamie (DL) Ashland	2014-17
Memmelaar, Dale (G) Wyoming	1964-65
Mercier, Richard (OL) Miami (Fla.)	2001
Metcalf, Eric (RB) Texas	1989-94
Meylan, Wayne (LB) Nebraska	1968-69
Michaels, Walt (LB) Washington & Lee	1952-61
Mickens, Ray (DB) Texas A&M	2005
Middleton, Ron (TE) Auburn	1989
Miller, Arnold (DL) Louisiana State	1999-00
Miller, Billy (TE) Southern California	2005
Miller, Cleo (RB) Arkansas AM&N	1975-82
Miller, Darrian (OL) Kentucky	2015
Miller, Herb (CB) Florida Atlantic	2021-22
Miller, Jamir (LB) UCLA	1999-01
Miller, Mark (QB) Bowling Green	1978-79
Miller, Matt (T) Colorado	1979-82
Miller, Nick (LB) Arkansas	1987
Miller, Prince (DB) Georgia	2012
Miller, Ryan (OL) Colorado	2012
Miller, Willie (WR) Colorado State	1975-76
Mills, Bryan (CB) North Carolina Central	#2021
Milstead, Rod (G) Delaware State	#1993
Milton, Keavon (TE) Louisiana-Monroe	2013
Mingo, Barkevious (LB) Louisiana State	2013-15
Minnier, Randy (RB) Purdue	1970
Minnifield, Frank (CB) Louisville	1984-92
Minter, Barry (LB) Tulsa	2001
Mitchell, Alvin (DB) Morgan State	1968-69
Mitchell, Bobby (RB) Illinois	1958-61
Mitchell, Carlton (WR) South Florida	2010-11
Mitchell, Jayme (DL) Mississippi	#2010, 2011
Mitchell, Mack (DE) Houston	1975-78
Mitchell, Terrance (DB) Oregon	2018-20
Modzelewski, Dick (DT) Maryland	1964-66
Modzelewski, Ed (RB) Maryland	1955-59
Moffatt, Jovante (S) Middle Tennessee State	2020-21
Mohring, John (LB) C.W. Post	1980
Mond, Kellen (QB) Texas A&M	#2022
Monroe, Rod (TE) Cincinnati	2001
Montgomery, Cleotha (KR) Abilene Christian	1981
Montgomery, DJ (WR) Austin Peay	#2019
Moog, Aaron (DE) Nevada-Las Vegas	*1987
Moore, Eric (OL) Indiana	1995
Moore, Evan (TE) Stanford	2009-11
Moore, Marlon (WR) Fresno State	2014-15
Moore, Marty (LB) Kentucky	2000
Moore, Stevon (DB) Mississippi	1992-95
Moreland, Earthwind (DB) Georgia Southern	2001
Moreland, Jake (TE) Western Michigan	2001
Morgan, Quincy (WR) Kansas State	2001-04
Moriarty, Pat (RB) Georgia Tech	1979
Morin, Milt (TE) Massachusetts	1966-75
Morris, Chris (T) Indiana	1972-73
Morris, Joe (RB) Syracuse	1991
Morris, Mike (C) Northeast Mississippi State	1990
Morrison, Fred (RB) Ohio State	1954-56
Morrison, Reece (RB) Southwest Texas State	1968-72
Morrow, Alvin (TE) No College	#2001
Morrow, John (C) Michigan	1960-66

Morze, Frank (C) Boston College.....	1962-63
Moseley, Mark (K) Stephen F. Austin.....	1986
Moselle, Dom (RB) Superior (Wisconsin) State College.....	1950
Mosley, C.J. (DL) Missouri.....	2009
Mosley, Kendrick (WR) Western Michigan.....	2006
Mostardi, Richard (DB) Kent State.....	1960
Mostert, Raheem (RB) Purdue.....	2015
Moten, Adrian (LB) Maryland.....	2012
Motley, Marion (RB) Nevada.....	1946-53
Murphy, Fred (WR) Georgia Tech.....	1960
Mullens, Nick (QB) Southern Mississippi.....	2021
Murray, Pat (K) Fordham.....	20
Murray, Eric (S) Minnesota.....	2019
Mustafaa, Najee (CB) Georgia Tech.....	1993
Mustard, Chad (TE) North Dakota.....	2003-04
Myers, Michael (DL) Alabama.....	2003-04
Myles, Toby (OL) Jackson State.....	2001

N

Nacua, Kai (DB) Brigham Young.....	2017
Naggar, Chris (K) Southern Methodist.....	2021
Nagler, Gern (WR) Santa Clara.....	1960-61
Natson, JoJo (WR) Akron.....	2020-21
Nassib, Carl (DL) Penn State.....	2016-17
Nave, Stevan (LB) Kansas.....	*1987
Neal, Rajion (RB) Tennessee.....	#2016
Nelsen, Bill (QB) Southern California.....	1968-72
Nelson, Robert (DB) Arizona State.....	2014
Neujahr, Quentin (OL) Kansas State.....	#1995
Newman, Patrick (WR) San Diego State.....	1994
Newsome II, Greg (CB) Northwestern.....	2021-22
Newsome, Ozzie (TE) Alabama.....	1978-90
Newsome, Vince (DB) Washington.....	1991-92
Nicolas, Scott (LB) Miami (Fla.).....	1982-86
Ninowski, Jim (QB) Michigan State.....	1958-59, 1962-66
Nix, John (DL) Southern Mississippi.....	#2003
Njoku, David (TE) Miami (Fla.).....	2017-22
Noll, Chuck (G-LB) Dayton.....	1953-59
Northcutt, Dennis (WR) Arizona.....	2000-06
Northwood, Jordan (WR) Penn State.....	#2010, 2011-12
Nugent, Terry (QB) Colorado State.....	#1984
Nutting, Ed (DT) Georgia Tech.....	1961

O

O'Brien, Francis (T) Michigan State.....	1959
O'Connell, Tom (QB) Illinois.....	1956-57
O'Connor, Bill (DE) Notre Dame.....	1949
O'Hara, Shaun (OL) Rutgers.....	2000-03
Oben, Roman (OT) Louisville.....	2000-01
Obtavian, George (DE) Sacramento State.....	#2020
Octavian, Steve (LB) Nebraska.....	2010
Oden, McDonald (TE) Tennessee.....	1980-82
Odenigbo, Ifeadi (DL) Northwestern.....	#2018, 2021
Odum, Clifton (LB) Texas-Arlington.....	1980
Ogbab, Emmanuel (DL) Oklahoma State.....	2016-18
Ogbonnaya, Chris (RB) Texas.....	2011-13
Ogle, Kendall (LB) Maryland.....	1999
Ogunjobi, Larry (DL) Charlotte.....	2017-20
Oliphant, Mike (RB) Puget Sound.....	1989-91
Oliver, Bob (DE) Abilene Christian.....	1969
Orchard, Nate (LB) Utah.....	2015-17
Orr, Shantee (LB) Michigan.....	2008
Oristaglio, Bob (DE) Pennsylvania.....	1951
Osborne, Scot (DL) William & Mary.....	#2003
Oshinowo, Babatunde (DL) Stanford.....	2006
Osika, Craig (OL) Indiana.....	2003-04
Owens, Chris (DB) San Jose State.....	2013
Owens, John (TE) Notre Dame.....	#2005
Owusu-Koramoah, Jeremiah (LB) Notre Dame.....	2021-22

P

Paea, Stephen (DL) Oregon State.....	2016
Pagel, Mike (QB) Arizona State.....	1986-90
Painter, Vinston (OL) Virginia Tech.....	2014
Palelei, Lonnie (OL) Nevada-Las Vegas.....	#1995
Palmer, Derrell (DT) Texas Christian.....	1949-53
Palmer, Randy (TE) Texas A&M (Kingsville).....	1999
Palumbo, Sam (LB) Notre Dame.....	1955-56
Parilli, Vito (QB) Kentucky.....	1956
Parks, Dennis (WR) Rice.....	#2016
Parker, Frank (DT) Oklahoma State.....	1962-64, 1966-67
Parker, Jerry (LB) Central State.....	*1987

Parker, Juqua (DL) Oklahoma State.....	2012
Parker, J'Vonne (DL) Rutgers.....	2005-06
Parkey, Cody (K) Auburn.....	2016, 2020
Parris, Gary (TE) Florida State.....	1975-78
Parrish, Bernie (DB) Florida.....	1959-66
Parseghian, Ara (RB) Miami (Ohio).....	1948-49
Pashos, Tony (OL) Illinois.....	2010-11
Paszor, Austin (OL) Virginia.....	2015-16
Patrick, Allen (RB) Oklahoma.....	#2008
Patten, David (WR) Western Carolina.....	2000
Patten, Joel (T) Duke.....	1980
Patterson, Dimitri (DB) Tuskegee.....	2011-12
Patterson, Javon (OL) Mississippi.....	2020
Paul, Don (DB) Washington State.....	1954-58
Payton, Eddie (KR) Jackson State.....	1977
Payton, Jordan (WR) UCLA.....	2016
Paxson, Scott (DL) Penn State.....	2011
Pearson, Kalvin (DB) Grambling.....	2002
Pederson, Doug (QB) Northeast Louisiana.....	2000
Peebles, Danny (WR) North Carolina State.....	1991
Peek, Antwan (LB) Cincinnati.....	2007-08
Peerman, Cedric (RB) Virginia.....	#2009
Pena, Bob (G) Massachusetts.....	1972
Peoples-Jones, Donovan (WR) Michigan.....	2020-22
Peppers, Jabrill (DB) Michigan.....	2017-18
Perini, Pete (RB) Ohio State.....	1955
Perkins, Antonio (DB) Oklahoma.....	2005-06
Perriman, Breshad (WR) Central Florida.....	2018
Perry, Jerome (DB) Eastern Michigan.....	2006
Perry, Michael Dean (DT) Clemson.....	1988-94
Perry, Rod (CB) Colorado.....	1983-84
Perry, Roderick (DL) Illinois.....	2022
Peters, Floyd (DT) San Francisco State.....	1959-62
Peters, Tony (DB) Oklahoma.....	1975-78
Petersen, Ted (T) Eastern Illinois.....	1984
Petibon, John (DB) Notre Dame.....	1955-56
Phelps, Don (RB) Kentucky.....	1950-51
Phenix, Perry (DB) Southern Mississippi.....	#2001
Philcox, Todd (QB) Syracuse.....	1991-93
Phillip, Marvin (OL) California.....	#2007
Phillips, Jacob (LB) Louisiana State.....	2020-22
Phipps, Mike (QB) Purdue.....	1970-76
Pierce, Calvin (FB) Eastern Illinois.....	*1987
Pierce, Stephen (WR) Illinois.....	*1987
Pietrosante, Nick (RB) Notre Dame.....	1966-67
Pike, Chris (DL) Tulsa.....	1989-90
Pinkston, Jason (OL) Pittsburgh.....	2011-13
Piscitelli, Sabby (DB) Oregon State.....	2010
Piskor, Ray (T) Niagara.....	1947
Pitts, Frank (WR) Southern.....	1971-73
Pitts, John (DB) Arizona State.....	1975
Pizzo, Joe (QB) Mars Hill.....	*1987
Player, Scott (P) Florida State.....	2007
Pleasant, Anthony (DE) Tennessee State.....	1990-95
Plum, Milt (QB) Penn State.....	1957-61
Pocic, Ethan (C) Louisiana State.....	2022
Polley, Tom (LB) Nevada-Las Vegas.....	*1987
Pontbriand, Ryan (LS) Rice.....	2003-11
Pool, Brodney (DB) Oklahoma.....	2005-09
Poole, Larry (RB) Kent State.....	1975-77
Pope, Marquez (S) Fresno State.....	1999
Porter, Reggie (DB) Utah.....	2017
Posey, Julian (DB) Ohio University.....	2013
Poteat, Hank (DB) Pittsburgh.....	2009
Pough, Keith (LB) Howard.....	2014
Powell, Craig (LB) Ohio State.....	1995
Powell, Preston (RB) Grambling.....	1961
Powell, Ronnie (WR) Northwestern State.....	1999
Powers, Ricky (RB) Michigan.....	1995
Poyer, Jordan (DB) Oregon State.....	2013-16
Prentice, Travis (RB) Miami (Ohio).....	2000
Prestel, Jim (T) Idaho.....	1960
Price, Brian (DL) Texas-San Antonio.....	2018
Pridgeon, Malcolm (OL) Ohio State.....	@2020
Pritchett, Billy (RB) West Texas State.....	#1975
Pruitt, Greg (RB) Oklahoma.....	1973-81
Pruitt, Mike (RB) Purdue.....	1976-84
Pryor Sr., Terrelle (WR) Ohio State.....	2015-16
Ptacek, Bob (QB) Michigan.....	1959
Pucci, Ben (DT) No College.....	1948
Pucillo, Mike (OL) Auburn.....	2005

Pupua, Tau (DT) Weber State	#1995
Putnam, Duane (G) College of the Pacific	1961
Puzzuoli, Dave (NT) Pittsburgh	1983-87
Pyne, Jim (G) Virginia Tech	1999-00

Q	
Quaye, Ko (DL) South Dakota	#2010
Quinlan, Bill (DE) Michigan State	1957-58
Quinlan, Voynay (RB) San Diego State	1956
Quinn, Brady (QB) Notre Dame	2007-09

R	
Ragland, Reggie (LB) Alabama	2022
Raimey, Dave (DB) Michigan	1964
Rainer, Wali (LB) Virginia	1999-01
Rainey, Bobby (RB) Western Kentucky	2013
Rakoczy, Gregg (OL) Miami (Fla.)	1987-90
Randall, Damarious (DB) Arizona State	2018-19
Ratley, Damion (WR) Texas A&M	2018-19
Ratliff, Brett (QB) Utah	#2009, #2010
Ratterman, George (QB) Notre Dame	1952-56
Rechichar, Bert (DB) Tennessee	1952
Redden, Barry (RB) Richmond	1989-90
Redwine, Sheldrick (S) Miami (Fla.)	2019-20
Reeves, Ken (OL) Texas A&M	1990
Reeves, Walter (TE) Auburn	1994-95
Rehberg, Scott (OL) Central Michigan	1999
Reiter, Austin (OL) South Florida	2016-17
Renfro, Ray (WR) North Texas State	1952-63
Reynolds, Billy (RB) Pittsburgh	1953-54, 1957
Reynolds, Chuck (C) Tulsa	1969-70
Reynolds II, Ed (DL) Stanford	2016
Rhett, Errict (RB) Florida	2000
Rhyme, Jerry (QB) Tulsa	1969
Rich, Randy (DB) New Mexico	1978-79
Richardson, Daryl (RB) Abilene Christian	#2015
Richardson, Earnest (TE) Jackson State	1974
Richardson, Gloster (WR) Jackson State	1972-74
Richardson, Kyle (P) Arkansas State	2005
Richardson, Sheldon (DE) Missouri	2019-20
Richardson, Trent (RB) Alabama	2012-13
Rice, Denzel (DB) Coastal Carolina	2018
Riddick, Louis (DB) Pittsburgh	1993-95
Rideau, Brandon (WR) Kansas	#2005
Rienstra, John (OL) Temple	1991-92
Righetti, Joe (DT) Waynesburg	1969-70
Risien, Cody (T) Texas A&M	1979-83, 1985-89
Rison, Andre (WR) Michigan State	1995
Roan, Oscar (TE) Southern Methodist	1975-78
Roberson, Derrick (DB) Rutgers	2010
Roberts, Walter (WR) San Jose State	1964-66
Robertson, Craig (LB) North Texas	2012-15
Robinson, Billy (DB) Arizona State	*1987
Robinson, DeJuan (DB) Northern Arizona	*1987
Robinson, Derreck (DL) Iowa	2009-10
Robinson, Fred (G) Washington	1957
Robinson, Gerrell (TE) Arizona State	#2014
Robinson, Greg (OL) Auburn	2018-19
Robinson, Mike (DE) Arizona	1981-82
Robinson, Ramzee (DB) Arizona	2009
Robiskie, Brian (WR) Ohio State	2009-11
Rockins, Chris (S) Oklahoma State	1984-87
Rochell, Isaac (DE) Notre Dame	2022
Rogers, Chester (WR) Grambling State	2022
Rogers, Don (S) UCLA	1984-85
Rogers, Shaun (DL) Texas	2008-10
Rogers, Tyrone (DL) Alabama State	1999-04
Rokisky, John (DE) Duquesne	1946
Roman, Nick (DE) Ohio State	1972-74
Romaniszyn, Jim (LB) Edinboro State	1973-74
Rose, Ken (LB) Nevada-Las Vegas	1990
Roth, Matt (LB) Iowa	2009-10
Rouson, Lee (RB) Colorado	1991
Rowe, Patrick (WR) San Diego State	1993
Rowell, Eugene (WR) Southern Mississippi	1990
Royal, Robert (TE) Louisiana State	2009-10
Roye, Orpheus (DL) Florida State	2000-07
Rubin, Ahtyba (DL) Iowa State	2008-14
Rucker, Martin (TE) Missouri	2008, #2009
Rucker, Frostee (DL) Southern California	2012
Rucker, Reggie (WR) Boston University	1975-81
Rudd, Dwayne (LB) Alabama	2001-02

Ruff, Orlando (LB) Furman	2005
Ruhman, Chris (OL) Texas A&M	1999
Runager, Max (P) South Carolina	1988
Rusinek, Mike (NT) California	*1987
Russell, Brian (DB) San Diego State	2005-06
Ryan, Frank (QB) Rice	1962-68
Rymkus, Lou (T) Notre Dame	1946-51
Rypien, Mark (QB) Washington State	1994

S	
Saban, Lou (LB) Indiana	1946-49
Sabatino, Billi (DT) Colorado	1968
Sagapolutele, Pio (DL) Hawaii	1991-95
Salaam, Rashaan (RB) Colorado	1999
Saleh, Tarek (LB/FB) Wisconsin	1999-01
Sanders, Darnell (TE) Ohio State	2002-03
Sanders, Lewis (DB) Maryland	2000-04
Sanders, Steve (WR) Bowling Green	2008
Sandusky, John (T) Villanova	1950-55
Sanford, Brian (DL) Temple	#2010, 2011-13
Sanford, Lucius (LB) Georgia Tech	1987
Sankoh, Tigie (DB) Greenwich	\$2018-19
Santiago, O.J. (TE) Kent State	#2000, 2001
Saunders, De'Ante (DB) Tennessee State	2015
Scales, Charley (RB) Indiana	1962-65
Scarry, Mike (C) Waynesburg	1946-47
Schaefering, Brian (DL) Lindenwood	2009-11
Schafraht, Dick (G-T) Ohio State	1959-71
Schobert, Joe (LB) Wisconsin	2016-19
Schoen, Tom (DB) Notre Dame	1970
Schultz, Randy (RB) State College (Iowa)	1966
Schwartz, Anthony (WR) Auburn	2021-22
Schwartz, Mitchell (OL) California	2012-15
Schwenk, Bud (QB) Washington	1946
Scott, Bo (RB) Ohio State	1969-74
Scott, Cedric (DE) Southern Mississippi	2002
Scott, Clarence (DB) Kansas State	1971-83
Scott, Da'Mari (WR) Fresno State	#2018
Sczurek, Stan (LB) Purdue	1963-65
Seals-Jones, Ricky (TE) Texas A&M	2019
Seibert, Austin (K) Oklahoma	2019-20
Seifert, Mike (DE) Wisconsin	1974
Selawski, Gene (T) Purdue	1960
Sellers, Mike (HB) Walla Walla C.C.	2001
Senat, Greg (T) Wagner	#2021
Sendejo, Andrew (S) Rice	2020
Sensanbaugher, Dean (RB) Ohio State	1948
Seymour, Ryan (OL) Vanderbilt	2014
Shaffer, Kevin (OT) Tulsa	2006-08
Sharkey, Ed (G) Nevada	1952
Shavers, Tyrone (LB) Lamar	1991
Shaw, Connor (QB) South Carolina	2014, #2015
Shaw, Jarrod (OL) Tennessee	#2012
Shaw, Sedrick (RB) Iowa	1999
Shea, Aaron (TE) Michigan	2000-05
Sheard, Jabaal (DL/LB) Pittsburgh	2011-14
Shelton, Danny (DL) Washington	2015-17
Shelton, L.J. (OL) Eastern Michigan	2005
Shepherd, Leslie (WR) Temple	1999
Sheppard, Henry (G-T) Southern Methodist	1976-81
Sheriff, Stan (G) California Poly	1957
Sherk, Jerry (DT) Oklahoma State	1970-81
Shiner, Dick (QB) Maryland	1967
Shoals, Roger (T) Maryland	1963-64
Shofner, Jim (DB) Texas Christian	1958-63
Shorter, Jim (DB) Detroit	1962-63
Shula, Don (DB) John Carroll	1951-52
Shurnas, Marshall (WR) Missouri	1947
Sikich, Mike (G) Northwestern	1971
Sikora, Robert (T) Indiana	#1984
Simmons, Tony (WR) Wisconsin	2001
Simonetti, Len (DT) Tennessee	1946-48
Sims, Darryl (DE) Wisconsin	*1987-88
Sims, Mickey (DT) South Carolina State	1977-79
Sipe, Brian (QB) San Diego State	1974-83
Skibinski, Joe (G) Purdue	1952
Skrine, Buster (DB) UT-Chattanooga	2011-14
Slaughter, Webster (WR) San Diego State	1986-91
Slayden, Steve (QB) Duke	#1988
Small, Kiero (FB) Arkansas	2014
Smelley, Brad (TE) Alabama	2012

Smith, Alex (TE) Stanford.....	2010-12
Smith, Andre (TE) Virginia Tech.....	2013
Smith, Armond (RB) Union College.....	2011
Smith, Bob (LB) Nebraska.....	1955-56
Smith, Brian (LB) Notre Dame.....	2011
Smith, Chris (DL) Arkansas.....	2018-19
Smith, C. J. (DB) North Dakota State.....	2017
Smith, Clifton (LB) Syracuse.....	2006
Smith, Clifton (RB) Fresno State.....	2010
Smith, Daryle (OT) Tennessee.....	1989
Smith, DeAngelo (DB) Cincinnati.....	#2009
Smith, Derron (DB) Fresno State.....	2017
Smith, Gaylon (RB) Southwestern.....	1946
Smith, Irv (TE) Notre Dame.....	1999
Smith, Jim Ray (G) Baylor.....	1956-62
Smith, John (WR) Tennessee State.....	1979
Smith, Ken (TE) New Mexico.....	1973
Smith, Mark (DL) Auburn.....	2001-02
Smith, Marquis (S) California.....	1999-01
Smith, Malcolm (LB) Southern California.....	2020-21
Smith, Ralph (TE) Mississippi.....	1965-68
Smith, Rico (WR) Colorado.....	1992-95
Smith, Rob (OL) Tennessee.....	2006
Smith, Robaire (DE) Michigan State.....	2007-10
Smith, Rodney (WR) Florida State.....	2014
Smith, Shaun (DL) South Carolina.....	2007-08
Smith, Terrelle (FB) Arizona State.....	2004-06
Snellings, Paul (OL) Georgia.....	#2000
Snidow, Ron (DE) Oregon.....	1968-72
Solomon, Scott (LB) Rice.....	2014-15
Sorensen, Nick (DB) Virginia Tech.....	2007-10
Sowells, Isaac (OL) Indiana.....	2006, #2007, 2008
Sparenberg, Dave (G) Western Ontario.....	*1987
Spears, Quinton (LB) Prairie View A&M.....	2011
Speedie, Mac (WR) Utah.....	1946-52
Speegle, Nick (LB) New Mexico State.....	2005-06
Speer, Del (S) Florida.....	1993-94
Spencer, Joe (DT) Oklahoma State.....	1949
Spires, Greg (DL) Florida State.....	2001
Spriggs, Marcus (DL) Troy State.....	1999-00, #2001
St. Clair, John (OL) Virginia.....	2009-10
St. Clair, Mike (DE) Grambling.....	1976-79
Stallworth, Donte (WR) Tennessee.....	2008, #2009
Stamer, Josh (LB) South Dakota.....	2009
Stams, Frank (LB) Notre Dame.....	1992-95
Stanfield, Harold (TE) West Virginia Tech.....	*1987
Stanton, Drew (QB) Michigan State.....	#2018-19
Stanton IV, Johnny (FB) UNLV.....	2020-21
Starks, Randy (DL) Maryland.....	2015
Staroba, Paul (WR) Michigan.....	1972
Steinbach, Eric (OL) Iowa.....	2007-10, #2011
Steinbrunner, Don (DE) Washington State.....	1953
Stephens, Emmanuel (DL) Mississippi.....	2011-12
Stephens, Larry (DT) Texas.....	1960-61
Step toe, Syndric (WR) Arizona.....	2008-09
Steuber, Bob (RB) Missouri.....	1946
Stevenson, Rickey (CB) Arizona.....	1970
Stewart, Andrew (DE) Cincinnati.....	1989
Stewart, Matt (LB) Vanderbilt.....	2005-06
Stewart, M. J. (CB) North Carolina.....	2020-21
Stienke, Jim (DB) Southwest Texas State.....	1973
Stille, Ben (DL) Nebraska.....	2022
Stokes, Barry (OL) Eastern Michigan.....	2002-03
Stoutmire, Omar (DB) Fresno State.....	#1999
Stover, Matt (K) Louisiana State.....	1991-95
Stracka, Tim (TE) Wisconsin.....	1983-84
Streater, Rod (WR) Temple.....	2018
Strock, Don (QB) Virginia Tech.....	1988
Stuckey, Chansi (WR) Clemson.....	2009-10
Suggs, Lee (RB) Virginia Tech.....	2003-05
Sullivan, Dave (WR) Virginia.....	1973-74
Sullivan, Gerry (T-C) Illinois.....	1974-81
Sullivan, Tom (RB) Miami (Fla.).....	1978
Summers, Fred (DB) Wake Forest.....	1969-71
Sumner, Walt (DB) Florida State.....	1969-74
Sustersic, Ed (RB) Findlay.....	1949
Sutter, Ed (LB) Northwestern.....	1993-95
Swarn, George (RB) Miami (Ohio).....	*1987
Switzer, Ryan (WR) North Carolina.....	#2021

Sykes, Terrance (OL) Louisiana Tech..... #2001

T

Taffoni, Joe (T) Tennessee-Martin.....	1967-70
Takitaki, Sione (LB) Brigham Young.....	2019-22
Talley, John (TE) West Virginia.....	1990-91
Tamm, Ralph (G) West Chester State.....	1990-91
Tannev, Alex (QB) Monmouth.....	#2013
Tate, Ben (RB) Auburn.....	2014
Taseff, Carl (DB) John Carroll.....	1951
Taylor, Adarius (LB) Florida Atlantic.....	2019
Taylor, Alex (T) South Carolina State.....	2020-21
Taylor, Ben (LB) Virginia Tech.....	2002-05
Taylor, Jamar (DB) Boise State.....	2016-17
Taylor, Phil (DL) Baylor.....	2011-14
Taylor, Ryan (TE) North Carolina.....	2014
Taylor, Taywan (WR) Western Kentucky.....	2019-20
Taylor, Terry (CB) Southern Illinois.....	1992-93
Taylor, Tyrod (QB) Virginia Tech.....	2018
Taylor, Vincent (DT) Virginia Tech.....	2020
Teets, Dick (LB) Wisconsin.....	*1987
Teifke, Mike (C) Akron.....	*1987
Telfer, Randall (TE) Southern California.....	#2015, 2016-17
Teller, Wyatt (G) Virginia Tech.....	2019-22
Tennell, Derek (TE) UCLA.....	*1987-89
Terlep, George (QB) Notre Dame.....	1948
Terrell, Ray (RB) Mississippi.....	1946-47
Testaverde, Vinny (QB) Miami (Fla.).....	1993-95
Thaxton, Jim (TE) Tennessee State.....	1974
Thierry, John (LB-DE) Alcorn State.....	1979
Thigpen, Tyler (QB) Coastal Carolina.....	#2014
Thomas, Chad (DL) Miami (Fla.).....	2018-19
Thomas, Isaiah (DL) Oklahoma.....	2022
Thomas, Joe (OT) Wisconsin.....	2007-17
Thomas, Johnny (CB) Baylor.....	1995
Thomas, Santonio (DL) Miami (Fla.).....	2008
Thomas, Tavierre (DB) Ferris State.....	2018-20
Thome, Chris (OL) Minnesota.....	1991-92
Thompson, Bennie (DB) Grambling.....	1994-95
Thompson, Chaun (LB) West Texas A&M.....	2003-07
Thompson, Kevin (QB) Penn State.....	2000, #2002
Thompson, Mike (DT) Wisconsin.....	1999-00
Thompson, Tedric (S) Colorado.....	2020-21
Thompson, Tommy (LB) William & Mary.....	1949-53
Thornton, John (DL) Cincinnati.....	1991
Tidmore, Sam (LB) Ohio State.....	1962-63
Tierney, Leo (C) Georgia Tech.....	1978
Tillman, Lawyer (WR) Auburn.....	1989, 1992-93
Tinsley, Keith (WR) Pittsburgh.....	*1987
Togiai, Tommy (DT) Ohio State.....	2021-22
Tomczak, Mike (QB) Ohio State.....	1992
Trautwein, Phil (OL) Florida.....	#2009
Treggs, Bryce (WR) California.....	2017
Tretter, JC (OL) Cornell.....	2017-21
Tripp, Kianté (OL) Georgia.....	2011
Trociano, Rick (DB-QB) Pittsburgh.....	1981-83
Trufant, Isaiah (DB) Eastern Washington.....	#2014
Trusnik, Jason (LB) Ohio Northern.....	2009-10
Tucker, Ryan (OT) Texas Christian.....	2002-09
Tucker, Travis (TE) Southern Connecticut State.....	1985-87
Tupa, Tom (QB-P) Ohio State.....	#1993, 1994-95
Turbin, Robert (RB) Utah State.....	2015
Turnbow, Jesse (DE) Tennessee.....	1978
Turner, Eric (S) UCLA.....	1991-95
Turner, Kevin (LB) Pacific.....	1982
Tyms, Brian (WR) Florida A&M.....	2013

U

Ulinski, Ed (G) Marshall.....	1946-49
Unck, Mason (LB) Arizona State.....	2003-06
Upshaw, Marvin (DE) Trinity.....	1968-69

V

Vallejo, Tanner (LB) Boise State.....	2018
Vallos, Steve (OL) Wake Forest.....	2010-11
Van Dyke, Ralph (T) Southern Illinois.....	*1987
Van Pelt, Brad (LB) Michigan State.....	1986
Vardell, Tommy (RB) Stanford.....	1992-95
Veikune, David (LB) Hawaii.....	2009
Ventrone, Ray (DB) Villanova.....	2009-12

Verba, Ross (OL) Iowa.....	2001-02, 2004
Vernon, Olivier (DE) Miami (Fla.).....	2019-20
Verser, David (WR) Kansas.....	*1987
Vickers, Lawrence (FB) Colorado.....	2006-10
Vitale, Danny (FB) Northwestern.....	2016-17
W	
Wade, Trevin (DB) Arizona.....	2012
Wagner, Bryan (P) Cal-State Northridge.....	1989-90
Walters, Van (LB) Indiana.....	1988-91
Walker Jr., Anthony (LB) Northwestern.....	2021-22
Walker, Dwight (RB-WR) Nicholls State.....	1982-84
Wallace, Calvin (DE) West Virginia Tech.....	*1987
Wallace, Martin (OL) Temple.....	2013
Wallace, Seneca (QB) Iowa State.....	2010-11
Walls, Everson (DB) Grambling.....	1992-93
Walls, Raymond (DB) Southern Mississippi.....	2002
Walters, Dale (P) Rice.....	*1987
Ward, Carl (DB) Michigan.....	1967-68
Ward, Denzel (DB) Ohio State.....	2018-22
Ward, T.J. (DB) Oregon.....	2010-13
Warfield, Paul (WR) Ohio State.....	1964-69, 1976-77
Warren, Gerard (DL) Florida.....	2001-04
Washington, Brian (S) Nebraska.....	1988
Washington, Ted (NT) Louisville.....	2006-07
Watford, Earl (OL) James Madison.....	1961
Watkins, Tom (RB) Iowa State.....	2018
Watson, Benjamin (TE) Georgia.....	2010-12
Watson, Deshaun (QB) Clemson.....	2022
Watson, Karlton (QB) Winston-Salem.....	*1987
Watson, Louis (WR) Mississippi Valley State.....	*1987
Watson, Remi (WR) Bethune-Cookman.....	*1987
Weaver, Curtis (DE) Miami (Fla.).....	#2020, 2021, #2022
Weeden, Brandon (QB) Oklahoma.....	2012-13
Weatherly, Stephen (DL) Vanderbilt.....	#2022
Weathers, Clarence (WR) Delaware State.....	1985-88
Weathers, Curtis (TE-LB) Mississippi.....	1979-85
Webb, B.W. (DB) William & Mary.....	#2017
Webb, Ken (RB) Presbyterian.....	1963
Weber, Chuck (DE) West Chester State.....	1955-56
Webster, Larry (DT) Maryland.....	1995
West, Terrance (RB) Towson.....	2014
Westmoreland, Eric (LB) Tennessee.....	2004
Weston, Isaiah (WR) Northern Iowa.....	2022
White, Bob (RB) Stanford.....	1955
White, Charles (RB) Southern California.....	1980-82, 1984
White, Jamel (RB) South Dakota.....	2000-03
White, James (DE) Louisiana State.....	#1985
White, Lorenzo (RB) Michigan State.....	1995
Whitehead, Jermaine (DB) Auburn.....	2018-19
Whitehurst, Charlie (QB) Clemson.....	2016
Whitlow, Bob (C) Arizona.....	1968
Whitner, Donte (DB) Ohio State.....	2014-15
Whittaker, Fozzy (RB) Texas.....	2013
Whitwell, Mike (WR-S) Texas A&M.....	1982-83
Wiggin, Paul (DE) Stanford.....	1957-67
Wilburn, Barry (CB) Mississippi.....	1992
Wilds, Brandon (RB) South Carolina.....	#2017
Wilkinson, Jerry (DE) Oregon State.....	1980
Williams, A.D. (WR) College of the Pacific.....	1960
Williams, Arthur (WR) Abilene Christian.....	*1987
Williams, Clarence (RB) Washington State.....	1993
Williams, Corey (DL) Arkansas State.....	2008-09
Williams, Demetrius (WR) Oregon.....	2010
Williams, Dexter (RB) Notre Dame.....	#2021
Williams, Eddie (FB) Idaho.....	2011, #2012
Williams, Gene (T-G) Iowa State.....	1993-94
Williams, Greedy (DL) Louisiana State.....	2019, #2020, 2021-22
Williams, James (LB) Mississippi State.....	1999
Williams, Kasen (WR) Washington.....	2017
Williams, K'Waun (DB) Pittsburgh.....	2014-15
Williams, Marquez (FB) Miami (Fla.).....	2017
Williams, Larry (G) Notre Dame.....	1986-88
Williams, Lawrence (KR) Texas Tech.....	1977
Williams, Leon (LB) Miami (Fla.).....	2006-08, #2009
Williams, Ray (WR) Clemson.....	*1987
Williams, Roosevelt (DB) Tuskegee.....	2003
Williams, Sidney (LB) Southern.....	1964-66
Williams, Stacy (DB) East Texas State.....	*1987
Williams Sr., Tramon (DB) Louisiana Tech.....	2015-16
Williams, Tony (T) Kansas State.....	1993

Williams, Wally (C) Florida A&M.....	1993-95
Willies, Derrick (WR) Texas Tech.....	2018, 2020
Willis, Bill (G-LB) Ohio State.....	1946-53
Willis Jr., Jedrick (T) Alabama.....	2020-22
Wilson, Howard (DB) Houston.....	#2017, #2018
Wilson, Mack (LB) Alabama.....	2019-21
Wilson, Tom (RB) No College.....	1962
Wilson, Travis (WR) Oklahoma.....	2006, #2007
Wilson, Troy (CB) Notre Dame.....	*1987
Wimbley, Kamerion (LB) Florida State.....	2006-09
Windsor, Rod (WR) Western New Mexico.....	#2011
Winfree, Perrion (DL) Oklahoma.....	2022
Wingle, Blake (G) UCLA.....	*1987
Winn, Billy (DL) Boise State.....	2012-14
Winovich, Chase (DL) Michigan.....	2022
Winslow, George (P) Villanova.....	1987
Winslow, Kellen (TE) Miami (Fla.).....	2004, #2005, 2006-08
Winston, Glenn (RB) Northwood.....	2014-15, #2016
Winters, Frank (C) Western Illinois.....	1987-88
Wise, Mike (DL) California-Davis.....	1991
Wiska, Jeff (G) Michigan State.....	1986
Wohlabaugh, Dave (C) Syracuse.....	1999-02
Woffley, Ron (RB) West Virginia.....	1992-93
Womack, Floyd (OL) Mississippi State.....	2009-10
Woods, Michael (WR) Oklahoma.....	2022
Woods, Rob (OL) Arizona.....	1991
Woodson-Luster, Xavier (LB) Arkansas State.....	2018
Woolsey, Rolly (DB) Boise State.....	1977
Wooten, John (G) Colorado.....	1959-67
Word, Mark (DE) Jacksonville State.....	2002-03
Wren, Junior (DB) Missouri.....	1956-59
Wright, Alex (DE) Alabama-Birmingham.....	2022
Wright, Alvin (NT) Jacksonville State.....	1992
Wright, Eric (DB) UNLV.....	2007-10
Wright, Felix (S) Drake.....	1985-90
Wright, Gabe (DL) Auburn.....	2016
Wright, George (DT) Sam Houston.....	1972
Wright, Jason (RB) Northwestern.....	2005-08
Wright, Keith (WR-KR) Memphis State.....	1978-80
Wright, Kenny (DB) Northwestern State.....	2007
Wright III, Scooby (LB) Arizona.....	#2016
Wycinsky, Craig (G) Michigan State.....	1972
Wynn, Dylan (DL) Oregon State.....	#2016
Wynn, Spergon (QB) Southwest Texas State.....	2000

Y

Yanchar, Bill (DT) Purdue.....	1970
Yates, Billy (OL) Texas A&M.....	2009-10
Yonakor, John (DE) Notre Dame.....	1946-49
York, Cade (K) Louisiana State.....	2022
Young, Usama (DB) Kent State.....	2011-12
Young, George (DE) Georgia.....	1946-53
Young, Glen (WR) Mississippi State.....	1984-85, 1987-88
Young, Scott (OL) Bringham Young.....	2008
Young, Trevon (DE) Louisville.....	#2020
Youngblood, George (DB) California State (Los Angeles).....	1967
Youngelman, Sid (DT) Alabama.....	1959
Yount, Christian (LS) UCLA.....	2011-14
Yovanovits, Dave (OL) Temple.....	2005

Z

Zahursky, Steve (OL) Kent State.....	1999-00
Zastudil, Dave (P) Ohio University.....	2006-10
Zeier, Eric (QB) Georgia.....	1995
Zeitler, Kevin (OL) Wisconsin.....	2017-18
Zeno, Lance (C) UCLA.....	1992-93
Zettel, Anthony (DL) Penn State.....	2018
Zimmer, Justin (DT) Ferris State.....	2019
Zukauskas, Paul (OL) Boston College.....	2001-04

* Denotes replacement player during 1987 players' strike.

On injured reserve the entire season, on active roster but did not play in a game or suspended and did not play in a game.

\$ International player pathway program

@ Opted out during the 2020 season due to COVID-19.

ALL-TIME JERSEY NUMBERS

STAFF

PLAYERS

2021 SEASON

HISTORY

RECORDS

GAME DAY

1
 Dino Hall (1979)
 Homer Jordan (*1987)
 Michael Jackson (1991-93)

2
 Tony DeLeone (1987)
 Jerry Kaucic (1990)
 Tim Couch (1999-2003)
 Reggie Hodges (2009-10, #2011, 2012)
 Johnny Manziel (2014-15)
 Patrick Murray (2016)
 Zane Gonzalez (2018)
 Austin Seibert (2020)
 Cody Parkey (2020)
 Dustin Colquitt (2021)
 Amari Cooper (2022)

3
 Mark Moseley (1986)
 Brian Franco (*1987)
 Goren Lingmerth (*1987)
 Matt Stover (1991-95)
 Derrick Frost (2003)
 Derek Anderson (#2005, 2006-09)
 Brandon Weeden (2012-13)
 Pat Devlin (#2015)
 Cody Parkey (2016)
 Garrett Gilbert (2019)
 Chase McLaughlin (2021)
 Cade York (2022)

4
 Max Runager (1988)
 Rico Smith (1992)
 Phil Dawson (1999-2012)
 Tyler Thigpen (#2014)
 Britton Colquitt (2016-18)
 Austin Seibert (2019)
 Anthony Walker Jr. (2021)
 Deshaun Watson (2022)

5
 Webster Slaughter (1986)
 George Winslow (1987)
 Dale Waters (*1987)
 Brett Conway (2003)
 Jeff Garcia (2004)
 Scott Player (2007)
 Brett Ratliff (#2009, #2010)
 Spencer Lanning (2013-14)
 Zane Gonzalez (2017)
 Tyrod Taylor (2018)
 Drew Stanton (#2019)
 Case Keenum (2020-21)
 Anthony Walker (2022)

6
 Remi Watson (*1987)
 Lang Campbell (#2006)
 Seneca Wallace (2010-11)
 Brian Hoyer (2013-14)
 Travis Coons (2015)
 Cody Kessler (2016-17)
 Baker Mayfield (2018-21)

7
 Terry Luck (1977)
 Terry Nugent (#1984)
 Jeff Gossett (1983, 1985-87)
 Steve Slayden (#1988)
 Tom Tupa (#1993, 1994-95)
 Josh Harris (#2004)
 Paul Erster (2007)
 Bruce Gradkowski (2008)
 Brad Maynard (2011)
 Alex Tanney (#2013)
 Austin Davis (2015)
 Joe Callahan (#2016)
 DeShone Kizer (2017)
 Jamie Gillan (2019-21)
 Jacoby Brissett (2022)

8
 Gary Marangi (#1977)
 Johnny Evans (1978-80)
 Jeff Jaeger (1987)
 Brad Goebel (1992-94)
 Nate Hybl (2003)
 Derrick Frost (2004)
 Trent Dilfer (2005)
 Billy Cundiff (2009, 2013-14)
 Richmond McGree (2011)

Josh Johnson (2012)
 Brandon Bogotay (#2013)
 Andy Lee (2015)
 Kevin Hogan (2016-17)
 Chris Naggar (2021)
 Kellen Mond (2022)

9
 Greg Coleman (1977)
 Matt Bahr (1981-89)
 Jim McMahon (#1995)
 Charlie Frye (2005-07)
 Thaddeus Lewis (#2011, 2010)
 Connor Shaw (2014, #2015)
 Drew Stanton (#2018)
 Nick Mullens (2021)
 Jakeem Grant (#2022)

10
 John Borton (1957)
 Chris Gartner (1974)
 Dave Mays (1976-77)
 Dave Jacobs (1981)
 Tom Flick (1984)
 Mike Pagel (1986-90)
 Mike Elkins (#1991)
 Eric Zeier (1995)
 Jamie Martin (#1999)
 Kevin Thompson (2000)
 Tony Graziani (#2000)
 Kelly Holcomb (2001-04)
 Kylie Richardson (2005)
 Brady Quinn (2007-09)
 Jordan Norwood (#2010, 2011-12)
 Armanti Edwards (2013)
 Garrett Hartley (2014)
 Darius Jennings (2015)
 Robert Griffin III (2016)
 Sammie Coates (2017)
 Da Mari Scott (#2018)
 Taywan Taylor (2019-20)
 Anthony Schwartz (2021-22)

11
 Jim Ninowski (1964-66)
 Don Gault (1970)
 Lee Johnson (1987-88)
 Jeff Christensen (*1987)
 Brian Hansen (1991-93)
 Mark Rypien (1994)
 Ty Detmer (1999)
 Brandon Rubeau (#2005)
 Ken Dorsey (2006-08)
 Mohamed Massaquoi (2009-12)
 Charles Johnson (#2013)
 Travis Benjamin (2014-15)
 Terrelle Pryor Sr. (2016)
 Reggie Davis (2017)
 Bryce Treggs (2017)
 Jordan Leslie (2017)
 Antonio Callaway (2018-19)
 Donovan Peoples-Jones (2020-22)

12
 Don Cockroft (1968-80)
 Rick Trocano (1981-83)
 Karlton Watson (*1987)
 Don Strock (1988)
 Jeff Graham (#1989)
 Vinny Testaverde (1993-95)
 Josh Booty (#2001-03)
 Luke McCown (2004)
 Doug Johnson (#2005)
 Syndric Steptoe (2008-09)
 Colt McCoy (2010-12)
 Josh Gordon (2013-14, #2015-16, 2017-18)
 Blake Jackson (#2018)
 KhaDarel Hodge (2019-20)
 Chris Blewitt (#2022)
 Michael Woods II (2022)

13
 Frank Ryan (1962-68)
 Don Horn (1973)
 Joe Pizzo (*1987)
 Jeff Francis (1990, #1992)
 Spergorn Wynn (2000)
 Richard Bartel (#2008)
 Yamon Figurs (2010)
 Rod Windsor (#2011)
 Josh Gordon (2012)
 Rodney Smith (2014)

Josh McCown (2015-16)
 Rod Streater (2018)
 Odell Beckham Jr. (2019-21)
 Corey Bojorquez (2022)

14
OTTO GRAHAM (1952-55)

15
 Bert Rechichar (1952)
 Ken Gorgal (1953-54)
 Tommy O'Connell (1956-57)
 Jim Ninowski (1958-59, 1962-63)
 Glynn Griffing (1964)
 Gary Lane (1966-67)
 Mike Phipps (1970-76)
 Mark Miller (1978-79)
 Steve Cox (1981-84)
 Bryan Wagner (1989-90)
 Donny Brady (1995)
 Jeff Brohm (#2000)
 Dave Zastudil (2006-10)
 Greg Little (2011-12)
 Davone Bess (2013)
 Marlon Moore (2014-15)
 Charlie Whitehurst (2016)
 Mario Alford (2016)
 Ricardo Louis (#2018)
 DJ Montgomery (#2019)
 Adrian Colbert (2021)
 Ryan Switzer (#2021)
 Joshua Dobbs (2022)

16
 George Ratterman (1952-56)
 Mitt Plum (1957-61)
 Bill Nelsen (1968-72)
 Will Cureton (1975)
 Paul McDonald (1980-85)
 Selwyn Jones (1993-94)
 Ray Ethridge (#1995)
 Kevin Thompson (2000, #2002)
 Joshua Cribbs (2005-12)
 Caleb Hanie (#2013)
 Andrew Hawkins (2014-16)
 Derrick Willies (2020)
 Jaelon Darden (2022)

17
 Jerry Rhome (1969)
 Brian Sipe (1974-83)
 Todd Philcox (1991-93)
 Chris Gardocki (1999-2003)
 Braylon Edwards (2005-09)
 Jake Delhomme (2010)
 Jason Campbell (2013)
 LeRon Byrd (2014)
 Terrelle Pryor Sr. (2015)
 Greg Joseph (2015)
 Kyle Lauletta (#2021)
 Isaiah Weston (#2022)
 Daylen Baldwin (2022)

18
 Vito Parilli (1956)
 Bob Freeman (1957-58)
 Bob Ptacek (1959)
 Len Dawson (1960-61)
 John Furman (1962)
 Dick Shiner (1967)
 Ben Hawkins (1974)
 Gary Danielson (1985, 1987-88)
 Vernon Joines (1989-90)
 Mike Tomczak (1992)
 Doug Pederson (2000)
 Tony Simmons (2001)
 Kendrick Mosley (2006)
 Donte Stallworth (2008, #2009)
 Carlton Mitchell (2010-11)
 Greg Little (2013)
 Taylor Gabriel (2014-15)
 Kenny Britt (2017)
 Damien Rately (2018-19)
 Marvin Hall (2020)
 David Bell (2022)

19
 Billy Lefear (1972)
 Bernie Kosar (1985-93)
 Frisman Jackson (2004)
 Miles Austin (2014)
 Corey Coleman (2016-17)

Breshad Perriman (2018)
JoJo Natson (2020-21)
Reggie Ragland (2022)

20

Mike Scary (1946-47)
Lou Saban (1948-49)
Hal Herring (1950-51)
Ken Carpenter (1952-53)
Don Paul (1954-58)
Ross Fichtner (1960-67)
Fred Summers (1969-71)
Jim Stienke (1973)
Tony Peters (1975-78)
Doug Dennison (1979)
Judson Flint (1980-82)
Don Rogers (1984-85)
Joe Morris (1991)
Alan Haller (1992)
Earnest Byner (1994-95)
Johnny Thomas (1995)
Omar Stoutmire (#1999)
Earl Little (1999-04)
Pete Hunter (2005)
Ralph Brown (2006)
Mike Adams (2007-11)
Montario Hardesty (2012)
Shaun Draughn (2014-15)
Briean Boddy-Calhoun (2016-18)
Tavierre Thomas (2019-20)
Greg Newsome (2021-22)

21

Dean Brown (1969)
Stan Brown (1971)
Van Green (1973-76)
Oliver Davis (1977-80)
Mike Whitwell (1983)
Corey Gilmore (*1987)
Eric Metcalf (1989-94)
Earnest Byner (1995)
Marquis Smith (1999-01)
Lewis Sanders (2002-03, 2004)
James Jackson (2004)
Brodney Pool (2005-09)
Eric Wright (2010)
Dmitri Patterson (2011-12)
Chris Owens (2013)
Justin Gilbert (2014-15)
Jamar Taylor (2016-17)
Denzel Ward (2018-22)

22

Frank Gatski (1946-51)
Rex Bumgardner (1952)
Ken Konz (1953-59)
Rich Mostardi (1960)
Tom Watkins (1961)
Lowell Caylor (1964)
Bobby Franklin (1966)
Billy Devrov (1967)
Clarence Scott (1971-83)
Felix Wright (1985-90)
Perry Kemp (*1987)
Vince Newsome (1991-92)
Ricky Powers (1995)
Tim McTyler (1999)
Todd Franz (2000)
Michael Jameson (2002-04)
Brandon McDonald (2007-09)
Derrick Roberson (2010)
Mike Bell (2010)
Buster Skrine (2011-14)
Tramon Williams Sr. (2015-16)
Jabrill Peppers (2017-18)
Eric Murray (2019)
Grant Delpit (#2020, 2021-22)

23

Larry Benz (1963-65)
Clifford Brooks (1972-74)
Bill Craven (1976)
Larry Collins (1978)
Mark Kafentz (1982)
Mark Harper (1986-90)
DeJuan Robinson (*1987)
Randy Baldwin (1992-94)
Earnest Hunter (1995)
Marquez Pope (1999)
Ernst Rhett (2000)
Devin Bush (2001-02)
C.J. Jones (#2003)
Adimchinobe Echemandu (2004)
Ray Mickens (2005)

Chris Barclay (#2006)
Gary Baxter (#2007)
Travis Daniels (2008)
Hank Poteat (2009)
Joe Haden (2010-16)
Howard Wilson (#2017)
Damarious Randall (2018-19)
Andrew Sendejo (2020)
Troy Hill (2021)
Martin Emerson Jr. (2022)

24

Mel Maceau (1946-48)
Tommy Thompson (1949-51)
Warren Lahr (1952-59)
Bobby Franklin (1960-65)
Ernie Kellermann (1966-71)
Bobby Majors (1972)
Pete Athas (1975)
Terry Brown (1976)
Randy Rich (1978-79)
Autry Beamon (1980-81)
Cleotha Montgomery (1981)
Vagas Ferguson (1983)
Greg Best (1984)
Ray Ellis (1986-87)
Anthony Blaylock (1988-91)
Randy Baldwin (#1991-92)
Terry Taylor (1992-93)
Reginald Jones (#1994)
Corey Fuller (1999-01)
Robert Griffith (2002-04)
Gary Baxter (2005-06)
Eric Wright (2007-09)
Sheldon Brown (2010-12)
Johnson Bademosi (2013-15)
Ibraheim Campbell (2016-17)
Howard Wilson (#2018)
Nick Chubb (2018-22)

25

Charles Leigh (1968-69)
Frank Pitts (1971-73)
Rolly Woolsey (1977)
Pat Moriarty (1979)
Charles White (1980-82, 84)
Vincent Barnett (*1987)
Anthony Florence (1991)
Alfred Jackson (1991-92)
Dana Hall (1995)
Sedrick Shaw (1999)
Lewis Sanders (2000)
Corey Fuller (2002)
Chris Crocker (2003-05)
Justin Hamilton (2006)
Kenny Wright (2007)
Terry Cousin (2008)
Coye Francies (2009)
Chris Ogbonnaya (2011-13)
Ifo Ekpre-Okumu (#2015)
George Atkinson III (2016)
Dontrell Hilliard (2018-20)
Brian Allen (#2020)
Demetric Felton (2021-22)

26

Ray Renfro (1952-63)
Dave Raimey (1964)
Reece Morrison (1968-72)
Billy Lefear (1972-75)
Tom Sullivan (1978)
Dino Hall (1979-83)
Greg Allen (1985)
Arthur Williams (*1987)
Keith Jones (1989)
Raymond Clayborn (1990-91)
Ron Wolfley (1992-93)
Michael Davis (1995)
Anthony Malbrough (2000)
Dyshod Carter (2001)
Nick Maddox (2003)
Sean Jones (2005-08)
Abram Elam (2009-10)
Trevin Wade (2012)
Willis McGahee (2013)
Pierre Desir (2014-15)
Marcus Burley (2016)
Derrick Kindred (2017-18)
Greedy Williams (2019, #2020, 2021-22)

27

Walter Roberts (1964-66)
Carl Ward (1967-68)
Randy Minniewar (1970)

Rickey Stevenson (1970)
Thom Darden (1972-74, 1976-81)
Gary Davis (#1981)
Mike Whitwell (1982)
Al Gross (1983-87)
Brian Dudley (*1987)
Derrick Gainer (1990)
Derrick Douglas (1991)
Stevon Moore (1992-95)
Karim Abdul-Jabbar (1999)
Lamar Chapman (2000-01)
Roosevelt Williams (2003)
Dee Brown (2004)
Brian Russell (2005-06)
Nick Sorensen (2007-10)
Eric Hagg (2011-12)
Edwin Baker (2013)
Robert Turbin (2015)
Daryl Richardson (#2015)
Matthew Dayes (2017)
Tavierre Thomas (2018)
Kareem Hunt (2019-22)

28

Dick Deschaine (1958)
Ben Davis (1967-68, 1970-73)
Eddie Brown (1974-75)
Ron Bolton (1976-82)
Herman Fontenot (1985-88)
Steve Pierce (*1987)
Robert Goins (*1987)
Tyronne Shavers (1991)
James Brooks (1992)
Erik McMillan (1993)
Everson Walls (1992-93)
Don Griffin (1994-95)
Rashidi Barnes (2000)
Leigh Bodden (2003-07)
Allen Patrick (2008)
James Davis (2009-10)
Clifton Smith (2010)
Sabby Piscitelli (2010)
Usama Young (2011-12)
Dion Lewis (#2013)
Terrance West (2014)
Glenn Winston (2015, #2016)
Darius Hillary (#2016, 2017)
E.J. Gaines (2018)
Kevin Johnson (2020)
Jeremiah Owusu-Koramoah (2021-22)

29

Tommy McDonald (1968)
Walt Sumner (1969-74)
Hanford Dixon (1981-89)
Brent Fullwood (1990)
Eric Turner (1991-95)
Rashaan Salaam (1999)
James Jackson (2001-03)
Jason Wright (2005-08)
Maquis Floyd (#2009)
Thomas Brown (#2009)
Brandon Jackson (#2011, 2012)
Leon McFadden (2013)
Duke Johnson Jr. (2015-18)
Sheldrick Redwine (2019-20)
Herb Miller (2021-22)

30

Bill Willis (1946-51)
Emerson Cole (1952)
Sherman Howard (1953)
Maurice Bassett (1954-56)
Law Carpenter (1957-58)
Bernie Parrish (1959-66)
Ron Johnson (1969)
Ken Brown (1970-75)
Cleo Miller (1976-82)
Boyce Green (1983-85)
Billy Robinson (*1987)
Thane Gash (1988-90)
Jamel White (2000-2003)
Antonio Perkins (2005-06)
Ricardo Colclough (#2007)
Gerard Lawson (2008-09)
Eric King (2010)
Jim Leonhard (2014)
Ibraheim Campbell (2015)
Derrick Kindred (2016)
Jason McCourty (2017)
D'Ernest Johnson (2019-22)

31

Charley Harraway (1966-68)

Bob Hunt (1974)
Cleo Miller (1975)
James Black (1984)
Frank Minnifield (1984-92)
Stacey Hairston (1993-95)
Raymond Jackson (1999-01)
William Green (2002-05)
Jereme Perry (2006)
Jamal Lewis (2007-09)
Montario Hardesty (#2010, 2011)
Prince Miller (2012)
Donte Whitner (2014-15)
Trey Caldwell (2016)
Brandon Wilds (#2017)
Reggie Porter (2017)
Justin Burris (2018-19)
Andy Janovich (2020-21)
Thomas Graham Jr. (2022)

32

Lin Houston (1946-51)
Harry Jagade (1952-53)
Fred Morrison (1954-56)
JIM BROWN (1957-65)

33

Randy Schultz (1966)
Nathaniel James (1968)
Tom Schoen (1970)
Bo Cornell (1971-72)
Reggie Rucker (1975-81)
Curtis Dickey (1985-86)
Kirk Jones (*1987)
Mike Oliphant (1989)
Leroy Hoard (1990-95)
Dayton McCutcheon (1999-05)
DeAngelo Smith (#2009)
Thomas Clayton (2011)
Trent Richardson (2012-13)
Jordan Poyer (2013-16)
Darius Jackson (#2017)
Phillip Gaines (2018)
Tigie Sankoh (\$2019)
Ronnie Harrison Jr. (2020-22)

34

George Cherokee (1946)
Bob Gaudio (1947)
Abe Gibron (1950-51)
Walt Michaels (1952-61)
Stan Sczurek (1963)
Ken Webb (1963)
Mike Howell (1965-72)
Greg Pruitt (1973-81)
David Green (1982)
Kevin Mack (1985-93)
Marcus Lee (1994)
Lorenzo White (1995)
Madre Hill (1999)
Chris Floyd (2000)
Ben Gay (2001)
R.J. Bowers (2002-03)
Lewis Sanders (2004)
Reuben Droughns (2005-06)
Chris Jennings (2009)
Thomas Clayton (2010)
James Dockery (2011)
Bobby Rainey (2013)
Isaiah Crowell (2014-17)
Carlos Hyde (2018)
Robert Jackson (2019-20)
Brian Allen (2021)
Tim Harris (2021)
Dexter Williams (#2021)
Jerome Ford (2022)

35

Alex Agase (1948-51)
Galen Fiss (1956-66)
Larry Conjar (1967)
Bo Scott (1969-74)
Brian Duncan (1976-77)
Calvin Hill (1978-81)
Enis Jackson (*1987)
Stacey Driver (*1987)
Will Hill (1988)
Barry Redden (1989-90)
Perry Phenix (#2001)
Dyshod Carter (2004)
Jerome Harrison (2006-10)
Armond Smith (2011)
Fozzy Whittaker (2013)
Isaiah Trufant (#2014)
Don Jones (2015-16)
Darius Jackson (#2016)

C.J. Smith (2017)
Jermaine Whitehead (2018-19)
Jovante Moffatt (2020-21)

36

Ed Ulinski (1946-49)
Tommy Thompson (1950)
Marion Motley (1952-53)
Ed Modzelewski (1955-59)
Billy Kinard (1956)
Jamie Caleb (1960)
Charley Scales (1962-65)
Nick Pietrosante (1966-67)
Dick Davis (1969)
Steve Engel (1970)
Henry Hyhoski (1975)
Eddie Payton (1977)
Bill Jackson (1982)
Stephen Briggs (1987-91)
Vince Carreker (*1987)
Fred Foggie (1992)
Issac Booth (1994-95)
Chris Akins (2001-02)
Ron Israel (2003)
Corey McIntyre (2005)
Ben Emanuel (#2006)
Coye Francies (2010)
K'Wawn Williams (2014-15)
Derron Smith (2017)
Jeremiah McKinnon (2018)
Elijah McGuire (2019)
M.J. Stewart (2020-21)

37

George Groves (1946)
Bob Kolesar (1946)
Jamie Caleb (1965)
Hugh McKinnis (1973-75)
Chris Rockins (1984-87)
Harlon Barnett (1990-92)
Bennie Thompson (1994-95)
Anthony Henry (2001-04)
Mike Hawkins (2006)
Anthony Madison (2009)
Johnson Bademosi (2012)
Josh Aubrey (2013)
Trae Elston (2016)
Denzel Rice (2018)
Tre Harbison (#2021)
Tedric Thompson (2020-21)
D'Anthony Bell (2022)

38

Weldon Humble (1947-50)
Bob Gaudio (1951)
Maurice Bassett (1954)
Sam Baker (1960-61)
Stan Sczurek (1963-65)
Larry Poole (1975-77)
Johnny Davis (1982-87)
Larry Mason (*1987)
Alvin Horn (*1987)
George Swann (*1987)
Odie Harris (1991-92)
Antonio Langham (1994-95, 1999)
Earthwind Moreland (2001)
Therrian Fontenet (2006)
Cedric Peerman (#2009)
Ramzee Robinson (2009)
Julian Posey (2013)
Aaron Berry (2014)
B.W. Webb (#2017)
T.J. Carrie (2018-19)
A.J. Green (2020-22)

39

Alex Kapter (1946-47)
Billy Pritchett (1975)
Major Everett (1986, *1987)
Stanley Carraway (*1987)
Randy Hilliard (1990-93)
Marion Forbes (1999)
Brandon Jennings (#2001)
Michael Lehan (2003-05)
Daven Holly (2006-08)
Tashaun Gipson (2012-15)
Ed Reynolds II (2016)
Justin Currie (2017)
Terrance Mitchell (2018-20)
Richard LeCounte III (2021-22)

40

Jim Daniell (1946)
Dub Jones (1952-55)
Preston Carpenter (1956-59)
Prentice Gault (1960)

Preston Powell (1961)
Howard Cassady (1962)
Jim Shorter (1962-63)
Erich Barnes (1965-71)
Preston Anderson (1974)
Tom London (1978)
Rod Perry (1983-84)
Mike McCade (*1987)
Kyle Kramer (1989)
Lynn James (1991)
Tarek Saleh (1999-00)
Peyton Hillis (2010-11)
Kiero Small (2014)
De'Ante Saunders (2015)
Danny Vitale (2016-17)
Tigie Sankoh (\$2018)
Malik Jefferson (2019)
Johnny Stanton IV (2021)
Jermaine Carter Jr. (2022)

41

Ralph Smith (1965-68)
Dave Jones (1969-71)
Jerry Wilkinson (1980)
Troy Wilson (*1987)
Anthony Florence (1991)
Tim Jacobs (1993-95)
Travis Prentice (2000)
Charles Ali (2007-08)
Ray Ventrone (2009-12)
Glenn Winston (2014)
Raheem Mostart (2015)
Tracy Howard (2016)
Mike Jordan (2017)
Montrel Meander (2020, #2021)
John Kelly Jr. (2021-22)

42

Chet Adams (1946-48)
Derrell Palmer (1949-51)
Tommy James (1952-55)
Lowe Wren (1956-59)
Bob Crespino (1961-63)
Paul Warfield (1964-69, 1976-77)
Gloster Richardson (1972-74)
Dwight Walker (1982-84)
Tim Manoa (1987-89)
Calvin Pierce (*1987)
Latin Berry (1991-92)
Louis Riddick (1993-95)
Terry Kirby (1999)
Carl Fair (2001)
Raymond Walls (2002)
Terrelle Smith (2004-06)
Hamza Abdullah (2008)
Robert Nelson (2014)
Malcolm Johnson (2015-16)
Marquez Williams (2017)
Morgan Burnett (2019)
Karl Joseph (2020)
Tony Fields (2021-22)

43

Bob Smith (1955-56)
Billy Kinard (1956)
Volney Quinlan (1956)
Ron Green (1967-68)
Fair Hooker (1969-74)
Mike Pruitt (1976-84)
Tony Baker (1986, 1988)
Stacy Williams (*1987)
Joe King (1991)
Del Speer (1993-94)
Vashone Adams (1995)
George Jones (1999)
Percy Ellsworth (2000-01)
Kalvin Pearson (2002)
T.J. Ward (2010-13)
Charles Gaines (2015)
Rajion Neal (#2016)
Kai Nacua (2017)
Johnny Stanton (2020)
John Johnson III (2021-22)

44

Lou Rymkus (1946-51)
Sherman Howard (1952)
Don Phelps (1952)
Don Shula (1952)
John Pettibon (1955-56)
Chet Hanuliak (1957)
Jim Shofer (1958-63)
Leroy Kelly (1964-73)
Earnest Byner (1984-88)
Stefon Adams (1990)

Lee Rouson (1991)
Tommy Vardell (1992-95)
Marc Edwards (1999-00)
Mike Sellers (2001)
Lee Suggs (2003-05)
Jed Collins (#2008)
Eddie Williams (2011, #2012)
Ben Tate (2014)
Nate Orchard (2015-17)
Sione Takitaki (2019-22)

45

Ray Piskor (1947)
Ben Pucci (1948)
Bill Willis (1949)
John Kissell (1951)
Bob Smith (1955)
Leroy Bolden (1958-59)

ERNE DAVIS

46

Lou Groza (1946-51)
Ace Loomis (1952)
Billy Reynolds (1953-54, 1957)
Henry Ford (1955)
Bob White (1955)

DON FLEMING (1960-62)

47

Jamie Caleb (1960)
Ricky Jones (1977-79)
Larry Brazier (1982-85)
Mike Crawford (*1987)
Keith Bostic (1990)
Barry Wilburn (1992)
Tim Jacobs (1993)
Ryan McNeil (1999)
Scott Frost (2001)
Alvin Morrow (#2001)
Lawrence Vickers (2006-10)
Brad Smelley (2012)
Marqueis Gray (2013)
Charley Hughlett (#2014, 2015-22)

48

Ernie Blandin (1946-47)
Forrest Grigg (1948-51)
Chet Hanuliak (1957)
Preston Carpenter (1956)
Milt Campbell (1957)
Ernie Green (1962-68)
Dave Sullivan (1973-74)
John Pitts (1975)
Ken Ellis (1977)
Lawrence Johnson (1979-84)
D.D. Hoggard (1985-87)
George Landry (*1987)
Brian Washington (1988)
Brian Kinchen (1991)
Mark Bavaro (1992)
Najee Mustafaa (1993)
Frank Hartley (1994-95)
Selwyn Jones (#1994)
Rod Monroe (2001)
Kevin McLeod (2003)
Sherrad Coates (2004)
Owen Marecic (2011-12)
Ray Agnew (2014)
Jeremy Cash (#2017)
Elijah Benton (2020)
Brian Hill (#2021)
Mike Brown (2022)

49

Len Simonetti (1946-48)
Joe Spencer (1949)
John Sandusky (1950-51)
Bobby Mitchell (1958-61)
Tom Wilson (1962)
Walter Beach (1963-66)
George Youngblood (1967)
Alvin Mitchell (1968-69)
Jim Hill (1975)
Neal Craig (1975-76)
Clinton Burrell (1979-84)
Steve Lauter (*1987)
Robert Lyons (1989)
Bruce McGonnigal (1991)
Clarence Williams (1993)
Keith Heinrich (2003-04)
Josh Keyes (2017)

Joe Kerridge (#2019)
JT Hassell (2019)
Storey Jackson (2022)

50

John Yonakor (1946-49)
Jim Martin (1950)
Bob Oristaglio (1951)
Hal Herring (1952)
Tom Cattin (1953-54)
Vince Costello (1957-66)
John Garlington (1968-77)
Don Goode (1980-81)
Tom Cousineau (1982-85)
Brad Van Pelt (1986)
Lucius Sanford (1987)
Mike Teirke (*1987)
Van Waiters (1988-91)
Frank Stams (1992-95)
Michael Hamilton (2000)
Barry Minter (2001)
Earl Holmes (2002)
Jeff Faine (2003-05)
Rob Smith (2006)
Colby Bockwoldt (2007)
Marvin Philip (#2007)
Eric Barton (2009-10)
James-Michael Johnson (2012)
Darius Eubanks (2013, #2014)
Jayson DilManche (2015)
Scooby Wright III (#2016)
B.J. Bello (2017)
Chris Smith (2018-19)
Jacob Phillips (2020-22)

51

Dale Lindsey (1965-72)
Leo Tierney (1978)
Eddie Johnson (1981-90)
Gerald Dixon (1993-95)
Lenoy Jones (1999, 2001)
Ryan Taylor (2000)
Lenoy Jones (2002)
Chaun Thompson (2003-07)
Shantee Orr (2008)
Alex Hall (2009)
Chris Gocong (2010-11, #2012)
Barkevious Mingo (2013-15)
Jamie Collins Sr. (2016-18)
Mack Wilson (2019-21)
Jordan Kunaszyk (2022)

52

George Young (1946-51)
Frank Gatski (1952-56)
Joe Amstutz (1957)
Dave Lloyd (1959-61)
Mike Lucci (1962-64)
Billy Andrews (1967-74)
Mel Long (1974)
Dick Ambrose (1975-83)
David Grayson (*1987)
Nick Miller (1987)
Ken Rose (1990)
Richard Brown (1991-92)
Pepper Johnson (1994-95)
Brant Boyer (2001-2003)
Matt Stewart (2006)
D'Qwell Jackson (2008-2009, #2010, 2011-13)
Eric Martin (2014)
Corey Lemonier (2016)
James Burgess Jr. (2017-18)
Ray-Ray Armstrong (2018)
Robert McCray (2019)
Elijah Lee (2020-21)
Dawson Deaton (#2022)

53

Alton Coppage (1946)
Marshall Shumas (1947)
Frank Kosikowski (1948)
Bill O'Connor (1949)
Len Ford (1950-51)
Frank Morze (1963)
Bob Whitlow (1968)
Tom Beautler (1970)
Mel Long (1972-73)
Bill Cowher (1980-82)
Jim Dumont (1984)
Stuart Anderson (1984)
Anthony Griggs (1986-88)
Tom Polley (*1987)
Cedric Figaro (1991-92)

Pepper Johnson (1993-94)
John Thierry (1999)
Rahim Abdullah (2000)
Mason Unck (2003-06)
Kris Griffin (2007-08)
Josh Stamer (2009)
Matt Roth (2009-10)
Brian Smith (2011)
Craig Robertson (2012-15)
Joe Schobert (2016-19)
Nick Harris (2020-22)

54

John Rokisky (1946)
Tommy Thompson (1952-53)
Tony Adamle (1954)
Sam Palumbo (1955-56)
Pete Perini (1955)
Tom Cattin (1957-58)
Bob Denton (1960)
Sam Tidmore (1962-63)
Fred Hoaglin (1966-72)
Tom DeLeone (1974-84)
Mike Junkin (1987-88)
Jerry Parker (*1987)
Randy Kirk (1991)
Ed Sutter (1993-95)
Chester Burnett (2000)
Tarek Saleh (2001)
Andra Davis (2002-08)
Blake Costanzo (2009-10)
Benjamin Jacobs (2011)
Adrian Moten (2012)
Quentin Groves (2013)
Zac Diles (2014)
Scott Solomon (2014-15)
Dominique Alexander (2016-17)
Taner Vallejo (2018)
Olivier Vernon (2019-20)
Willie Harvey Jr. (2021)
Deion Jones (2022)

55

John Harrington (1946)
John Demarie (1967)
Chuck Reynolds (1969-70)
Dave Graf (1975-79)
Curtis Weathers (1979, 1982-85)
John Mohring (1980)
Tim Crawford (*1987)
Jock Jones (1990-91)
Rahim Abdullah (1999)
Marty Moore (2000)
Anthony Denman (2001)
Barry Gardner (2003-04)
Matt Stewart (2005)
Willie McGinest (2006-08)
Alex Mack (2009-15)
Danny Shelton (2016-17)
Genard Avery (2018-19)
Tae Davis (2019-20)
Takkaris McKinley (2021)
Ethan Pocic (2022)

56

Dante Lavelli (1946-51)
Don Steinbrunner (1953)
Art Hunter (1957-59)
John Morrow (1960-66)
Bob Matheson (1967-70)
Jim Romanyszyn (1973-74)
Jack LaVeck (1975)
Robert L. Jackson (1978-81)
Chip Banks (1982-86)
Dick Teets (*1987)
David Grayson (1987-90)
Bobby Abrams (1992)
Mike Caldwell (1993-95)
Lenoy Jones (2000)
Darren Hambrick (2002)
Sherrad Coates (2003)
Eric Westmoreland (2004)
Nick Speegle (2006)
Antwan Peek (2007-08)
Kaluka Maiava (2009-12)
Eric Martin (2013)
Karlos Dansby (2014-15)
Demario Davis (2016)
Deon King (2017)
Xavier Woodson-Luster (2018)
Willie Harvey (2019)
Malcolm Smith (2020-21)
Dakota Allen (2022)

Tae Davis (2022)

57

Clay Matthews (1978-93)
 Stevan Nave (*1987)
 Jason Kyle (1999)
 Dwayne Rudd (2001-02)
 Orantes Grant (2003)
 Warrick Holdman (2004)
 Jody Littleton (2005)
 David Veikune (2009)
 Eric Alexander (2010)
 Christian Yount (2011-14)
 Cam Johnson (2015-16)
 Adarius Taylor (2019)
 Ifeadi Odenigbo (2021)
 Ben Stille (2022)

58

Mac Speedie (1946-51)
 Frank Morze (1962)
 Rick Kingree (1971-72)
 Mark Johnson (1977)
 Clifton Odom (1980)
 Bruce Huther (1981)
 Scott Nicolas (1982-86)
 Cliff Hannemann (*1987)
 Clifford Charlton (1988-89)
 Marcus Cotton (1990)
 David Brandon (1991-93)
 Carl Banks (1994-95)
 Wali Rainier (1999-01)
 Ben Taylor (2002-05)
 D'Quell Jackson (2006-07)
 Beau Bell (2008)
 Marcus Benard (2009-11, #2012)
 L.J. Fort (2012)
 Brandon Magee (2013)
 Christian Kirksey (2014-19)
 Anthony Fabiano (2020)
 Malik McDowell (2021)
 Isaiah Thomas (2022)

59

Alton Coppage (1946)
 Horace Gillom (1947-51)
 Wayne Meylan (1968-69)
 Rudy Kuechenberg (1970)
 Charlie Hall (1971-80)
 Kevin Turner (1982)
 Dale Carver (1983)
 David Marshall (1984)
 Mike Johnson (1986-93)
 James Capers (*1987)
 Craig Powell (1995)
 Kendall Ogle (1999)
 Doug Colman (2000)
 Kevin Bentley (2002-04)
 Nick Speegle (2005)
 Clifton Smith (2006)
 Keith Adams (2007)
 Titus Brown (2008-11)
 Emmanuel Acho (#2012)
 Tank Carder (2013-16, #2017)
 D'Juan Hines (2018)
 Trevon Young (#2020)
 Curtis Weaver (2021)
 Joe Haeg (2022)

60

Otto Graham (1946-51)
 Bill Willis (1952-53)
 Harold Bradley (1954-56)
 John Wooten (1959-67)
 Al Jenkins (1969-70)
 Bob Babich (1973-78)
 Jeff Wiska (1986)
 Al Baker (1987, 1989-90)
 Lance Zeno (1992-93)
 Doug Dawson (1994)
 Jed Devries (1995)
 Shaun O'Hara (2000-2003)
 Cosey Coleman (2005-06)
 Steve Vallos (2010-11)
 Ryan Miller (2012)
 Patrick Lewis (#2013)
 Jacobbi McDaniel (2014)
 Gabe Ikard (#2016)
 George Obinna (#2020)
 Alex Taylor (2020)

61

Dale Memmlaar (1964)
 Dale Bob Isbell (1966)
 Bob DeMarco (1972-74)
 Al Dennis (1976)

Greg Fairchild (1978)
 Mike Baab (1982-87, 1990-91)
 Steve Eventt (1993-95)
 Everett Lindsay (2000)
 John Nix (#2003)
 Gerard Warren (2004)
 Mike Pucillo (2005)
 Isaac Sowell (2006, #2007, 2008)
 Michael Bowie (#2014, #2015)
 Anthony Fabiano (2016)
 Curtis Weaver (#2020)

62

Cliff Lewis (1946-51)
 Lin Houston (1952-53)
 Herschel Forester (1954-57)
 Duane Putnam (1961)
 Dale Memmlaar (1964-65)
 Joe Taffoni (1967-70)
 Chris Morris (1972-73)
 Glen Holloway (1974)
 Al Dennis (1977)
 George Lija (1984-86)
 Mike Katolin (*1987)
 Ben Jefferson (1990)
 Gene Williams (1993-94)
 Eric Moore (1995)
 Bill Duff (1999)
 Paul Zukauskas (2001)
 Craig Osika (2003, #2004)
 Dwayne Ledford (#2005)
 Lennie Friedman (2006-08)
 Titus Adams (#2009, 2010)
 Jason Pinkston (2011-13)
 Ryan Seymour (2014)
 Austin Reiter (2016-17)
 Malcolm Pridgeon (@2020)
 Blake Hance (2020-21)

63

Fred Robinson (1957)
 Andy Cvercko (1963)
 Mike Sikich (1971)
 Joe Carollo (1972-73)
 Barry Darrow (1974-78)
 Cody Risien (1979-83, 1985-89)
 Mark Krewerowicz (#1985)
 Jay Hilgenberg (1992)
 Wally Williams (1994-95)
 Brad Bedell (2000-01)
 Kelvin Garmon (2004)
 Joe Andruzzi (2005-06)
 Marcus Martin (#2017)
 Austin Corbett (2018-19)
 Evan Brown (2020)
 Javon Patterson (2020)

64

Bud Schwenk (1946)
 George Terlep (1948)
 Abe Gibron (1952-56)
 Don Goss (1956)
 Jim Ray Smith (1957-62)
 Ted Connolly (1963)
 Tom Goosby (1963)
 Jim Copeland (1967-74)
 Joe Jones (1975-78)
 George Buehler (1978-79)
 Joe DeLamelleure (1980-84)
 Frank Winters (1987-88)
 Blake Wingle (*1987)
 Tom Baugh (1989)
 Houston Hoover (1993)
 Mike Bedosky (#1994)
 Sale Isiaa (#1995)
 Dave Wohlabaugh (1999-02)
 Ryan Pontbriand (2003-11)
 Martin Wallace (2013)
 Darrian Miller (2015)
 Jonathan Cooper (2016)
 J.C. Tretter (2017-21)
 Roderick Perry (2022)

65

Joe Skibinski (1952)
 Chuck Noll (1953-59)
 Stan Sheriff (1957)
 Ed Bettridge (1964)
 John Demarie (1967-75)
 Henry Sheppard (1976-81)
 Bob Gruber (1986)
 John Askin (*1987)
 Ralph Tamm (1990-91)
 Rod Milstead (#1993)
 Elliott Fortune (#1995)

Jim Budren (1999-00)
 Richard Mercier (2001)
 Kirk Chambers (2004-05)
 Eric Steinbach (2007-10, #2011)
 Ronnie Cameron (#2012)
 Garrett Gilkey (2013)
 Gabe Ikard (#2015)
 Kaleb Johnson (#2015)
 Larry Ogunjobi (2017-20)
 Greg Mánzc (2022)

66

Lou Saban (1946)
 Ermal Allen (1947)
 Warren Lahr (1948)
 Gene Donaldson (1953)
 Gene Hickerson (1958-60, 1962-73)
 Mike Seifert (1974)
 Earl Edwards (1976-78)
 Ted Petersen (1984)
 Dave Sparenberg (*1987)
 Tony Jones (1988-95)
 Alex Bernstein (#1999)
 Jeremy McKinney (#1999, 2001)
 Paul Zukauskas (2002-2004)
 Hank Fraley (2006-08)
 Shawn Lauvaao (2010-13)
 Jamie Meder (2014)
 Spencer Drango (2016-17)
 Joey Ivie (#2020)
 James Hudson (2021-22)

67

Sidney Williams (1964-66)
 Craig Wycinsky (1972)
 Chuck Hutchison (1973-75)
 Mike Morris (1990)
 Chris Thome (1991-92)
 Quentin Neujahr (#1995)
 John Jurkovic (1999)
 Paul Snellings (#2000)
 Tre Johnson (2001)
 Melvin Fowler (2002-04)
 Fred Matua (#2006)
 Greg Eslinger (#2007)
 Derreck Robinson (2009-10)
 Kianté Tripp (2011)
 Ishmaa'ily Kitchen (2012-14)
 Austin Pásztor (2015-16)
 Chris Barker (#2017)
 Justin McCray (2019)
 Cordell Iwuagwu (#2020)

68

Ed Sharkey (1952)
 Larry Stephens (1960-61)
 Bob Pena (1972)
 Robert E. Jackson (1975-85)
 Darryl Haley (*1987, 1988)
 Barry Lee (*1987)
 Ted Banker (1989)
 Ed King (1991-93)
 Lonnie Palelei (#1995)
 Chris Ruhman (1999)
 Chad Beasley (2002-2003)
 Dave Yovanovitz (2005)
 Seth McKinney (2007-08)
 Billy Yates (2009-10)
 Nick McDonald (2014)
 Kyle Kalis (2018, #2019)
 Drake Dorbeck (@2020)
 Michael Dunn (2020-22)

69

John Macerelli (1956)
 Jim Kanicki (1963-69)
 Pete Adams (1974, 1976)
 Leo Biedermann (1978)
 Joel Patten (1980)
 Dan Fike (1985-92)
 Doug Dawson (1994)
 Roger Chanoine (1999-02)
 J'Vonne Parker (2005-06)
 C.J. Mostley (2009)
 Scott Paxson (2011)
 Vinston Painter (2014)
 Desmond Harrison (2018)
 Cameron Malveau (2020)
 Chase Winovich (2022)

70

Gene Fekete (1946)
 Spiro Dellerba (1947)
 Ollie Cline (1948)
 Ed Sustersic (1949)
 Emerson Cole (1950-51)

John Kissell (1952)
Don Colo (1953-58)
Francis O'Brien (1959)
Jim Prestel (1960)
Errol Linden (1961)
John Brown (1962-66)
Joe Righetti (1969-70)
Andy Frederick (1970)
Mack Mitchell (1975-78)
Jerry Wilkinson (1980)
Tom Hopkins (1983)
Larry Williams (1986-88)
Darlye Smith (1989)
John Rienstra (1991-92)
Herman Arvie (1995)
Jon Harris (#1999)
Alvin McKinley (2001-02)
Enoch DeMar (2003-04)
L.J. Shelton (2005)
Nat Dorsey (2006-07)
Rex Hadnot (2008-09)
Brian Sanford (#2010, 2011-12)
Chris Faulk (#2013)
Sione Fua (2014)
Nile Lawrence-Stampel (#2016)
Kevin Zeitler (2017-18)
Kendall Lamm (2019-20)
Alex Taylor (2021)
Drew Frobes (2022)

71

Walter Johnson (1965-76)
Jesse Turnbow (1978)
Matt Miller (1980-82)
#Bob Sikora (#1984)
#Scott Bolzan (#1985)
Ralph Van Dyke (*1987)
Tom Gibson (1989-90)
Leonard Burton (#1991)
Mike Bedosky (1994)
Jim Pyne (1999-2000)
Terrance Sykes (#2001)
Gaylon Hyder (2001)
Scot Osborne (#2003)
Damion Cook (2004)
Kelly Butler (2006 #2007)
Ahtyba Rubin (2008-14)
Danny Shelton (2015)
Matt McCants (#2017)
Earl Watford (2018)
Colby Gossett (#2019)
Jedrick Wills Jr. (2020-22)

72

Lou Saban (1947)
Harry Jagade (1951)
Derrrell Palmer (1952-53)
John Kissell (1954-56)
Henry Jordan (1957-58)
Sid Youngelman (1959)
Floyd Peters (1959-62)
Mike Bundra (1964)
Jerry Sherk (1970-81)
Dave Puzzioli (1983-87)
Charles Buchanan (1988)
Kevin Robbins (1990)
Bob Dahl (1992-95)
Steve Zahursky (1999)
Roman Oben (2000-01)
Ryan Tucker (2002-09)
Paul McQuistan (#2010)
Oniel Cousins (2011)
Mitchell Schwartz (2012-15)
Shon Coleman (2016-17)
Eric Kush (2019)
Colby Gossett (@2020)
Hjalte Froholdt (2021-22)

73

Floyd Peters (1959)
Monte Clark (1963-69)
Doug Dieken (1971-84)
Keith Bosley (*1987)
Gregg Rakoczy (1987-90)
Herman Arvie (1993-94)
Tim Goad (1995)
Darius Holland (1999-00)
Toby Myles (2001)
Derrick Ham (2001)
Joaquin Gonzalez (2002-04)
Joe Thomas (2007-17)

74

Gaylon Smith (1946)
Tony Adamie (1947-51)

Bob Gain (1952)
Don Steinbrunner (1953)
Mike McCormack (1954-62)
Dick Modzelewski (1964-66)
Bill Sabatino (1968)
Mitch Johnson (1971)
Cari Barisich (1973-75)
Mike St. Clair (1976-79)
Paul Farren (1983-91)
Tony Williams (1993)
Larry Webster (1995)
Orlando Bobo (1999)
James Brown (2000)
Mark Smith (2001)
Cedric Killings (#2001)
Felipe Claybrooks (2001)
Nick Eason (2004)
Nat Dorsey (2005)
Phil Trautwein (#2009)
Ko Quaye (2010)
Jarrod Shaw (#2012)
Paul McQuistan (2014)
Cameron Erving (2015-16)
Chris Hubbard (2018-22)

75

Jim McCusker (1963)
Roger Shoals (1963-64)
Bill Yanchar (1970)
Wes Grant (1972)
Allen Aldridge (1974)
Stan Lewis (1975)
Bob Lingentfelter (1977)
Cleveland Crosby (#1980)
Ray Bloch (#1981)
Mark Buben (1982)
Bill Contz (1983-86)
Alex Carter (1987)
Chris Pike (1989-90)
Pio Sagapolutele (1991-95)
Lomas Brown (1999)
Steve Zahursky (2000)
Damian Gregory (2002)
Javiar Collins (#2004)
Simon Fraser (2005-07)
Artis Hicks (2011)
Oniel Cousins (2012-13)
Joel Bitonio (2014-22)

76

Marion Motley (1946-51)
LOU GROZA (1952-59, 1961-67)

77

Willie Davis (1958-59)
Dick Schafrath (1960-71)
Fest Cotton (1972)
Mark Ilgenfritz (1974)
Ron East (1975)
Lyle Alzado (1979-81)
Matt Miller (1979, 1982)
Rickey Bolden (1984-89)
Ken Reeves (1990)
Fred Childress (1992)
Orlando Brown (1994-95, 1999)
Ross Verba (2001-02, 2004)
Kevin Shaffer (2006-08)
Floyd Womack (2009-10)
John Greco (2011-16)
Zach Banner (2017)
Wyatt Teller (2019-22)

78

John Sandusky (1952-55)
Art Hunter (1956)
Willie McClung (1958-59)
Gene Selawski (1960)
Ed Nutting (1961)
Frank Parker (1962-64, 1966-67)
Bob McKay (1970-75)
Mickey Sims (1977-79)
Cari Hairston (1984-89)
Rob Woods (1991)
Dan Footman (1993-95)
Tyronne Rogers (1999-04)
Ethan Kelley (2005-07)
John St. Clair (2009-10)
Reid Fragel (#2013)
Alvin Bailey (2016)
Rod Johnson (#2017)
Greg Robinson (2018-19)
Jack Conklin (2020-22)

79

Jerry Helluin (1952-53)
Don King (1954)

Bob Gain (1954-64)
Jim Battle (1966)
Bob Oliver (1969)
George Wright (1972)
Gerry Sullivan (1974-81)
Bob Golic (1982-88)
Mike Rusinek (*1987)
Mike Graybill (1989)
Scott Rehnberg (1999)
Noel LaMontagne (2000)
DeVone Claybrooks (2001)
Barry Stokes (2002-03)
Scott Young (2008)
Tony Pashos (2010-11)
Rashad Butler (2013)
Andrew McDonald (#2014)
Geoff Gray (#2017)
Drew Forbes (2019, @2020, #2021)

80

Al Atkins (1946)
Bob Cowan (1947-48)
Warren Lahr (1949-51)
Len Ford (1952-57)
Dick Schafrath (1959)
Jim Marshall (1960)
Bill Glass (1962-68)
Joe Jones (1970-71, 1973)
Willie Miller (1975-76)
Lawrence Williams (1977)
Willis Adams (1979-85)
Terry Greer (1986)
Chris Kelley (*1987)
Chris Dressel (#1988)
Vernon Joines (1990)
Lynn James (1991)
Danny Peebles (1991)
Shawn Collins (1992)
Tom McLemore (1993-94)
Andre Rison (1995)
Ronnie Powell (1999)
Aaron Shea (2000-03)
Kellen Winslow (2004, 2006-08)
Brian Robiskie (2009-11)
Travis Benjamin (2012-13)
Dwayne Bowe (2015)
Ricardo Louis (2016-17)
Jarvis Landry (2018-21)
Chester Rogers (2022)

81

Leon Clarke (1960-62)
Jim Garcia (1965)
Jack Gregory (1967-71, 1979)
Nick Roman (1972-74)
Oscar Roan (1975-78)
Harry Holt (1983-86)
Derek Tennell (*1987, 1987-89)
Scott Galbraith (1990-92)
Michael Jackson (1994-95)
Damon Gibson (1999)
David Dunn (1999)
Damon Dunn (1999)
Lenzie Jackson (2000)
Quincy Morgan (2001-04)
Antonio Bryant (2004-05)
Travis Wilson (2006, #2007)
Alex Smith (2010-12)
Tori Gurley (2013)
Jim Dray (2014-15)
Rashard Higgins (2016-19)
Austin Hooper (2020-21)
Jesse James (2022)

82

Bill Lund (1946-47)
Tommy James (1948-51)
George Young (1952-53)
Carlton Massey (1954-56)
Frank Clarke (1957-59)
Jim Houston (1960-72)
Tim George (1974)
Ozzie Newsome (1978-90)
Irv Smith (1999)
David Patten (2000)
Rickey Dudley (2001)
Steve Heiden (2002-09)
Benjamin Watson (2010-12)
Gary Barnidge (2013-16)
Kasen Williams (2017)
Orson Charles (2018)
Rashard Higgins (2020-21)

83

Darrel Brewster (1952)

Doug Atkins (1953-54)
 Chuck Weber (1955-56)
 A.D. Williams (1960)
 Johnny Brewer (1961-67)
 Chip Glass (1969-73)
 Jubilee Dunbar (1974)
 Ricky Feacher (1976-84)
 Glen Young (1984)
 Fred Banks (1985)
 Glen Young (1987-88)
 Donnie Echols (*1987)
 Ray Butler (#1989)
 Leo Lewis (1990)
 Eugene Rowell (1990)
 Arthur Cox (1991)
 Darryl Ingram (1991)
 Mark Bavaro (1992)
 Mark Carrier (1993-94)
 Michael Bates (1995)
 Mark Campbell (1999-02)
 Chad Mustard (2003)
 Aaron Shea (2004-05)
 Steve Sanders (2008)
 Greg Estandia (2009)
 Chansi Stuckey (2010)
 Keavon Milton (2013)
 Brian Hartline (2015)
 Dennis Parks (#2016)
 Matt Hazel (#2017)
 Ricky Seals-Jones (2019)
 Alexander Hollins (#2020)
 Lawrence Cager (2021)

84

Ray Terrell (1946-47)
 Ken Carpenter (1950-51)
 Horace Gillom (1952-56)
 Jim Ray Smith (1956)
 Bill Quinlan (1957-58)
 Paul Wiggin (1959-67)
 Marvin Ushaw (1968-69)
 Bob Briggs (1971-73)
 Jim Thaxton (1974)
 Gary Parris (1975-78)
 McDonald Oden (1980-82)
 Earnest Richardson (1974)
 Glenn Young (1984)
 Duriel Harris (1984)
 Webster Slaughter (1986-91)
 Keith Tinsley (*1987)
 Rico Smith (1992-95)
 Darrin Chiaverini (1999-00)
 Andre King (2001-04)
 Billy Miller (2005)
 Joe Jurevicius (2006-08)
 Robert Royal (2009-10)
 Jordan Cameron (2011-14)
 Rob Housler (2015)
 Jordan Payton (2016)
 Derrick Willies (2018)
 Ja Marcus Bradley (2020-21)
 Pharaoh Brown (2022)

85

Don Greenwood (1946-47)
 Ara Parseghian (1948-49)
 Ken Gorgali (1950)
 Charley Ferguson (1961)
 Clifton McNeil (1964-67)
 Homer Jones (1970)
 Frank Pitts (1971)
 Paul Staroba (1972)
 Ken Smith (1973)
 Dave Logan (1976-83)
 Bruce Davis (1984)
 Clarence Weathers (1985-88)
 David Verser (*1987)
 Ray Williams (*1987)
 Lawyer Tillman (1989, 1992-93)
 Derrick Alexander (1994-95)
 Kevin Johnson (1999-03)
 C.J. Jones (#2003)
 John Madsen (#2008)
 Jake Allen (2009)
 Sam Aiken (2010)
 Brian Tyms (2013)
 Rannell Hall (2015, #2016)
 David Njoku (2017-22)

86

Lewis Mayne (1947)

Dub Jones (1948-51)
 Dante Lavelli (1952-56)
 Paul Wiggin (1957-58)
 Bill Howton (1959)
 Gern Nagler (1960-61)
 Gary Collins (1962-71)
 Gerald Irons (1976-79)
 Dan Fulton (1981-82)
 Brian Brennan (1984-91)
 Terry Bell (*1987)
 Patrick Rowe (1992-93)
 Patrick Newman (1994)
 Walter Reeves (1995)
 Leslie Shepherd (1999)
 Dennis Northcutt (2000-06)
 Tim Carter (2007)
 Martin Rucker (2008, #2009)
 Michael Gaines (2009)
 Johnathan Haggerty (2010)
 Randall Telfer (#2015, 2016-17)
 Pharaoh Brown (2018-19)
 Kyle Markway (#2020)
 Connor Davis (#2021)
 Miller Forristall (2021-22)

87

Fred Murphy (1960)
 Tom Hutchoinson (1963-65)
 Eppie Barney (1967-68)
 Rich Jackson (1972)
 Curtis Weathers (1979-81)
 Tim Stracka (1983-84)
 Travis Tucker (1985-87)
 Clayton Buford (*1987)
 Ron Middleton (1989)
 John Talley (1990-91)
 Jamie Holland (1992)
 Keenan McCardell (1992-95)
 Zola Davis (1999)
 Damon Dunn (2000)
 O.J. Santiago (#2000, 2001)
 Andre Davis (2002-04)
 John Owens (#2005)
 Darnell Dinkins (2006-08)
 Mike Furrey (2009)
 Dan Gronkowski (2011)
 Andre Smith (2013)
 Ryan Taylor (2014)
 Seth DeVolve (2016-18)
 Jordan Franks (2021)

88

Bob Steuber (1946)
 Mac Speedie (1952)
 Darrel Brewster (1952-58)
 Rich Kreitling (1959-63)
 Ron Duncan (1967)
 Ron Snidow (1968-72)
 Steve Holden (1973-76)
 John Smith (1979)
 Rocky Belk (1983)
 Darryl Lewis (1984)
 Reggie Langhorne (1985-91)
 Harold Stanfield (*1987)
 Stephen Pierce (*1987)
 Brian Kinchen (1991-95)
 Ryan Collins (1999)
 JaJuan Dawson (2000-01)
 Frisman Jackson (2002-2003, 2005)
 Chad Mustard (2004)
 Brad Cieslak (2008)
 Chansi Stuckey (2009)
 Greg Estandia (2010)
 Demetrius Williams (2010)
 Josh Cooper (2012-13)
 E.J. Bibbs (2015)
 Darren Fells (2018)
 Demetrius Harris (2019)
 Harrison Bryant (2020-22)

89

Milt Morin (1966-75)
 Keith Wright (1978-80)
 Bobby Jones (1983)
 Preston Brown (1984)
 John Jefferson (1985)
 Gerald McNeil (1986-89)
 Louis Watson (*1987)
 Mike Oliphant (1990-91)
 Pete Holohan (1992)

Walter Reeves (1994-95)
 Harold Bishop (1995)
 Randy Palmer (1999)
 Bobby Brown (2000)
 Jammi German (2001)
 Jake Moreland (2001)
 Darnell Sanders (2002-2003)
 Richard Alston (2004)
 Paul Irons (2005)
 Paul Hubbard (2008)
 Evan Moore (2009-11)
 Gerrell Robinson (#2014)
 Phil Bates (#2014)
 Connor Hamlett (2016)
 Matt Lengel (2017)
 Stephen Carlson (2019-20, #2021)

90

Edgar Jones (1946-49)
 Rex Bumgardner (1950-51)
 Reggie Craig (1977)
 Marshall Harris (1980-82)
 Ralph Malone (1986)
 Rob Burnett (1990-95)
 James Williams (1999)
 Keith McKenzie (2000-01)
 Mark Word (2002-2003)
 Corey Jackson (2004)
 David McMillan (2006-07)
 Kenyon Coleman (2009-10)
 Quinton Spears (2011)
 Billy Winn (2012-14)
 Emmanuel Ogbah (2016-18)
 Brandin Bryant (2019)
 Jordan Elliott (2020)
 Jadeveon Clowney (2021-22)

91

Henry Bradley (1979-82)
 Sam Clancy (1985-88)
 Darryl Sims (*1987)
 John Thornton (1991)
 Marcus Spriggs (1999-2000, #2001)
 Felipe Claybrooks (2003)
 Jovan Haye (#2006)
 Shaun Smith (2007-08)
 Brian Schaefering (2009-11)
 Hall Davis (2012)
 Brian Sanford (2013)
 Tyrone Holmes (2016-17)
 Lenny Jones (#2018)
 Ifeadi Odenigbo (#2018)
 Brian Price (2018)
 Eli Ankou (2019)
 Joe Jackson (2020-21)
 Stephen Weatherly (#2022)

92

Tom Colella (1946-48)
 Les Horvath (1949)
 Dom Mosselle (1950)
 Rich Dimler (1979)
 Mike Robinson (1981-82)
 Dave Butler (*1987)
 Michael Dean Perry (1988-94)
 Tau Papua (#1995)
 Roy Barker (1999)
 Courtney Brown (2000-04)
 David McMillan (2005)
 Ted Washington (2006-07)
 Shaun Rogers (2008-10)
 Jayme Mitchell (2011)
 Frostee Rucker (2012)
 Desmond Bryant (2013-15, #2016)
 Lavar Edwards (2017)
 Chad Thomas (2018-19)
 Sheldon Day (2021)
 Sam Kamara (2022)

93

Ron Crews (1980)
 Scott Cooper (*1987)
 Mike Wise (1991)
 Jerry Ball (1993, 1999)
 Travis Hill (1994-95)
 Stalin Colinet (1999-01)
 Mark Smith (2001-02)
 Cedric Scott (2002)
 Michael Myers (2003-04)
 Onien Harris (2006)
 Louis Leonard (2007-08)

Jason Trusnik (2009-10)
John Hughes III (2012-16)
Trevon Coley (2017-18)
B.J. Goodson (2020)
Tommy Togiak (2021-22)

94

Jim Dewar (1947)
Dean Sensenbuaugher (1948)
Don Phelps (1950-51)
Elvis Franks (1980-84)
Robert Brannon (*1987)
Rusty Guilbeau (1987)
Bob Buczkowski (1990)
Frank Conover (1991)
Bill Johnson (1992-94)
Mike Frederick (1995)
Derrick Alexander (1999)
Gerard Warren (2001-2003)
Amon Gordon (2004)
Orlando Ruff (2005)
Leon Williams (2006-08, #2009)
Arnold Harrison (2009)
Travis Ivey (2010)
Auston English (2011, #2012)
Tank Carder (2012)
Randy Starks (2015)
Carl Nassib (2016-17)
Carl Davis (2018)
Bryan Cox (2019)
Adrian Clayborn (2020)
Porter Gustin (2021)
Alex Wright (2022)

95

James White (#1985)
Marlon Jones (1987-89)
Calvin Wallace (*1987)
Rick Lyle (1994, #1995)
Jamir Miller (1999-02)
Antonio Garay (2003)
Jason Fisk (2005)
Kameron Wimbley (2006-09)
Steve Octavien (2010)
Juqua Parker (2012)
Armonty Bryant (2013-15, #2016)
Myles Garrett (2017-22)

96

Don Shula (1951)
Reggie Camp (1983-87)
Andrew Stewart (1989)
James Jones (1991-94)
Mike Thompson (1999-00)
Greg Spires (2001)
Kenard Lang (2002-05)
Babatunde Oshinowo (2006)
Bobby Hamilton (2007)
Alex Hall (2008)
David Bowens (2009-10)
Emmanuel Stephens (2011-12)
Paul Hazel (2013)
Keith Pough (2014)
Xavier Cooper (2015-16)
Daniel Ekuale (2019)
Vincent Taylor (2020)
Jordan Elliott (2021-22)

97

Tom Brown (1981-83)
Mike Kovaleski (*1987)
Robert Banks (1989-90)
Ernie Logan (1991-93)
Romeo Bandison (#1994-95)
Chad Eaton (#1995)
Ryan Kuehl (1999-02)
Alvin McKinley (2003-06)
Santonio Thomas (2008)
Jayme Mitchell (#2010)
Jabbaal Sheard (2011-14)
Gabe Wright (2016)
Dylan Wyrin (#2016)
T.Y. McGill (2017)
Anthony Zettel (2018)
Porter Gustin (2019-20)
Malik Jackson (2021)
Perrion Winfrey (2022)

98

Carl Taseff (1951)
Aaron Moad (*1987)
Anthony Pleasant (1990-95)

Arnold Miller (1999-00)
Ebenezer Ekuban (2004)
Nick Eason (2005-06)
Robaire Smith (2007-10)
Phil Taylor (2011-14)
Jamie Meder (2015-17)
Sheldon Richardson (2019)
Isaac Rochell (2022)

99

Fred Evans (1946)
Bill Boedeker (1947-49)
Keith Baldwin (1982-85)
Darryl Sims (*1987, 1987-88)
Johnie Cooks (1991)
Alvin Wright (1992)
Rich McKenzie (1995)
Hurvin McCormack (1999)
Orpheus Roye (2000-07)
Corey Williams (2008-09)
Scott Fujita (2010-12)
Paul Kruger (2013-15)
Stephen Paea (2016)
Caleb Brantley (2017)
Devaroe Lawrence (2018-19)
Justin Zimmer (2019)
Andrew Billings (@2020)
Josiah Bronson (2021)
Taven Bryan (2022)

BOLD CAPS DENOTES RETIRED NUMBERS

* Denotes replacement player during 1987 players' strike.

On injured reserve the entire season, on active roster but did not play in a game or suspended did not play in a game.

\$ International player pathway program

@ Opted out during the 2020 season due to COVID-19.

ASSISTANT COACHES (1946-95, 1999-2022)

Ernie Adams	1991-95	Ted Daisher	2007-08	Jerry Holmes	1999-00
Jeff Anderson.....	2022	Joe Daniels.....	1983-84	Ray Horton	2013, 2016
Dave Adolph.....	1979-84, 1986-88	Jeff Davidson.....	2005-06	Jeff Howard	2020-22
Brian Angelichio	2014-15	Bill Davis.....	1999, 2011-12	John Hufnagel	1999-00
Bruce Arians.....	2001-03	Charlie Davis	1986-87	Jed Hughes.....	1989
Dave Atkins.....	2005-08	John Decoster	2020-22	Shaun Huls.....	2020-22
Bobby Babich.....	2013-15	John DeFilippo	2015	Rod Humenuik	1975-82
Brian Baker.....	2013	Alan DeGennaro	2007-09	Hal Hunter Sr.....	1989-92
Phil Banko.....	2001-04	George DeLeone.....	2014-15	Hal Hunter	2016
Jim Bates.....	1991-93, 1995	Ken Delgado.....	2016-18	Mark Hutson	2016-18
Chris Beake.....	2011-12	Andy Dickerson	2009-10	Lindy Infante.....	1986-87
Raymond Berry.....	1976-77	Chris DiSanto	2013	Larry Jackson.....	2018-22
Tom Bettis.....	1985	Rod Dowhower	1994	Dick Jauron.....	2011-12
Paul Bixler.....	1954-62	Jim Dray.....	2019	Kent Johnston	2010-12
Don Blackmon.....	1991	Chuck Driesbach	2014-15	Taver Johnson.....	2004
Jeff Blasko.....	2019	Paul Dunn.....	2015	Amos Jones.....	2018
Ben Bloom.....	2020-22	Zach Dunn.....	2020-22	Chris Jones.....	2019
Dwaine Board.....	2011-12	Frank Edgerly	2015	Dale Jones.....	2018-22
Todd Bowles.....	2001-04	Bill Edwards.....	1947-48	Stan Jones.....	1989-90
Brian Braswell.....	2018	George Edwards	2004	William (Dub) Jones	1963-67
Zeke Bratkowski.....	1990	Matt Eberflus.....	2009-10	Tim Jorgensen.....	1999-01
Ray Braun.....	1988	Jon Embree.....	2013	Scott Kanecki.....	2018
Stephen Bravo-Brown	2020-22	Alonso Escalante.....	2019	Derik Keyes.....	2013-15
Chuck Bresnahan	1994-95	Dick Evans.....	1960-63	Howard Keyes.....	1970-71
John Brickels.....	1946-48	Weeb Ewbank.....	1949-53	Chris Kiffin.....	2020-22
Howard Brinker.....	1952-73	Jon Fabris.....	2000	Joe Kim.....	2000
Clarence Brooks.....	1999	Mike Faulkner.....	1990	Billy Kinard.....	1976-77
Gary Brown.....	2009-12	Foge Fazio.....	2001-02	Freddie Kitchens	2018
Callie Brownson.....	2020-22	Kirk Ferentz.....	1993-95	Rich Kotite.....	1978-82
Buck Buchanan.....	1978	Ken Flajole.....	2013	Jerod Kruse.....	2017-18
Chuck Bullough.....	2011-12	Brian Fleury.....	2014-15	Greg Landry.....	1985
Jacob Burney.....	1994-95	Len Fontes.....	1980-82	Paul Lanham.....	1989-90
Jerry Butler.....	1999-00	Dick Gallagher.....	1947-49, 1955-59	David Lee.....	2017
Keith Butler.....	1999-02	Jim Garrett.....	1978-84	Umberto Leone.....	2007-08
Bill Callahan.....	2020-22	Jeremy Garrett.....	2020-21	John Lilly.....	2019
Chris Caramiti.....	2008	Steve Gera.....	2013	Ryan Lindley.....	2018-19
James Campen.....	2019	Doug Gerhart.....	1975	Dale Lindsey.....	1974
Dave Campo.....	2003-04	Keith Gilbertson	2011	Dowell Loggains.....	2014
Pete Carmichael.....	2000	Monty Gibson.....	2018-22	John Lott.....	2005-06
Pete Carmichael Jr.....	2000	Aaron Glenn.....	2014-15	Tosh Lupoi.....	2019
Maurice Carthon.....	2005-06	Ashton Grant.....	2020-22	Rick Lyle.....	2009-12
Rock Cartwright.....	2016	Todd Grantham.....	2005-07	Brandon Lynch.....	2020-22
Wes Chandler.....	2007-08	Fred Graves.....	2004	Anthony Lynn.....	2007-08
Brad Childress.....	2012	Ernie Green.....	1969	Marwan Maalouf.....	2005-06
Josh Christovich.....	2018-22	Forrest Gregg.....	1974	Dick MacPherson.....	1978-80
Rob Chudzinski.....	2004, 2007-08	Al Groh.....	1992	Evan Marcus.....	2016-22
Louie Cioffi.....	2013, 2016	Lou Groza.....	1968-69	Eric Mangini.....	1995
Ben Coates.....	2005-06	Paul Hackett.....	1981-82	Richard Mann.....	1985-93
Doug Colman.....	2019-21	Jeff Hafley.....	2014-15	Steve Marshall.....	2007-08
Blanton Collier.....	1946-53, 1962, 1975-76	Steve Hagen.....	2001-04, 2009-12	Cannon Matthews.....	2016
William (Red) Conkright.....	1946	Ray Hamilton.....	2001-02	Richie McCabe.....	1971-75
Ryan Cordell.....	2020-21	Pep Hamilton.....	2016	Michael McCarthy.....	2015
Walt Corey.....	1975-77	Todd Haley.....	2018	T.C. McCartney.....	2020-22
Bill Cowher.....	1985-88	Mike Haluchak.....	2005-08	Mike McDaniel.....	2014
Bryan Cox.....	2009-10	Tim Hauck.....	2012	George McDonald.....	2009-10
Carl Crennel II.....	2005-06	Fritz Heister.....	1946-70	Todd McNair.....	2001-03
Romeo Crennel.....	2000	Jerome Henderson.....	2009-11	Richard McNutt.....	2008
Nolan Cromwell.....	2012	Adam Henry.....	2018-19	Randy Melvin.....	2005-08
Steve Crosby.....	1985, 1991-95	Richard Hightower.....	2014	Shawn Menenga.....	2011-17
Joe Cullen.....	2013	Pat Hill.....	1993-95	Mark Michaels.....	1999-00
Brian Daboll.....	2009-10	Al Holcomb.....	2019	Creighton Miller.....	1946
John David Crow.....	1972-73	Johnny Holland.....	2016	John Mitchell.....	1991-93

ASSISTANT COACHES (1946-95, 1999-2022)

Stump Mitchell.....	2019-22	Brad Roll.....	2013	Tyler Tettleton.....	2019
Dick Modzelewski.....	1968-77	Kurt Roper.....	2015	Jordan Thomas.....	2022
Andy Moeller.....	2014-15	Jerry Rosburg.....	2001-06	Gary Tranquill.....	1991-93
Todd Monken.....	2019	Keith Rowen.....	1984	Marc Trestman.....	1988-89
Wilbert Montgomery.....	2014-15	Rob Ryan.....	2009-10	Bob Trott.....	2005-08
Buddy Morris.....	2002-04	Nick Saban.....	1991-94	Mel Tucker.....	2005-08
Howard Mudd.....	1983-88	Eric Sanders.....	2016-18	Tony Tuioti.....	2014-15
Tom Myslinski.....	2004, 2007-09	Al Saunders.....	2016-18	Norv Turner.....	2013
Robert Nunn.....	2016	Bob Saunders.....	2016-18	Scott Turner.....	2013
Bob Nussbaumer.....	1966-71	Phil Savage.....	1991-93	Jeff Uhlenhake.....	2005-06
Scott O'Brien.....	1991-95	Joe Scannella.....	1982-84	Ed Ulinski.....	1954-70
Kevin O'Connell.....	2015	Rip Scherer.....	2005-08	Cory Undlin.....	2005-08
Tom Olivadotti.....	1985-86	Kurt Schottenheimer.....	1987-88	Alex Van Pelt.....	2020-22
Jim O'Neil.....	2014-15	Marty Schottenheimer.....	1980-84	Jim Vechiarella.....	1990
Chad O'Shea.....	2020-22	Greg Seamon.....	2016-18	Rick Venturi.....	1994-95
Chuck Pagano.....	2001-04	Brad Seely.....	2009-10	Frank Verducci.....	2007-08
Bob Palcic.....	1999	George Sefcik.....	1975-77, 1989-90	Bob Voigts.....	1946
John Parrella.....	2019	John Settle.....	1995, 2013	DeWayne Walker.....	2017-19
Andre Patterson.....	2003-04	Sam Shade.....	2018	Darvin Wallis.....	1983-88
Clancy Pendergast.....	2003	Kyle Shanahan.....	2014	George Warhop.....	2009-13
Joe Pendry.....	1985-88	Mike Sheppard.....	1993-95	Stan Watson.....	2016-17
Ray Perkins.....	1999-00	Jim Hofner.....	1978-80, 1990	Anthony Weaver.....	2014-15
Scott Peters.....	2020-22	Clyde Simmons.....	2017-18	Larrye Weaver.....	1983
John Petercuskie.....	1978-84	Jerry Simmons.....	1991-95	Chuck Weber.....	1978-79
Drew Petzing.....	2020-22	Nick Skorich.....	1964-70	Mark Whipple.....	2011-12
Joker Phillips.....	2015	Bob Slowik.....	1999	Joe Whitt.....	2019
Rob Phillips.....	2001-04	Ryan Slowik.....	2016	Ken Whisenhunt.....	1999
Mike Pitts.....	2000	Aril Smith.....	1999	Woody Widenhofer.....	1993-94
Kennedy Pola.....	2004	Carl Smith.....	2001-03, 2009-10	Steve Wilks.....	2019
Fran Polsfoot.....	1972-74	Jerry Smith.....	1973	Blake Williams.....	2017-18
Joe Popp.....	1989-90	Seitu Smith.....	2020	Gregg Williams.....	2017-18
Dick Portee.....	1999	Tom Spann.....	1995	Jerry Williams.....	1971
Tom Pratt.....	1981-88	Tony Sparano.....	1999-00	Kirby Wilson.....	2016-17
Mike Priefer.....	2019-22	Kevin Spencer.....	1991-94	Mike Wilson.....	2011-12
Ray Prochaska.....	1971-72	Luke Steckel.....	2009-12	Jody Wright.....	2019
Dan Radakovich.....	1989-90	Shane Steichen.....	2013	Mike Wolf.....	2014-15
Dave Redding.....	1982-88	Mike Sullivan.....	2001-04, 2007-08, 2013	Dick Wood.....	1974
Ray Rhodes.....	2011-12	Al Tabor.....	1972-77	Joe Woods.....	2020-22
Paul Ricci.....	2014-15	Chris Tabor.....	2011-17	Gary Wroblewski.....	1989-90
Alfredo Roberts.....	2007-08	Jason Tarver.....	2020-22	Bob Wylie.....	2017-18
Daron Roberts.....	2013	Lionel Taylor.....	1989-90	Ken Zampese.....	2018
Terry Robiskie.....	2001-06	John Teerlinck.....	1989-90	Larry Zierlein.....	2001-04
Kevin Rogers.....	2020-22	Timmy Temerario.....	1950-51		

DRAFT CHOICES

1946

No draft		
1947 - AAFC		
Hoerner, Dick	B	Iowa
(Pre-draft bonus selection)		
Rich, Lawrence	C	Tulane
(Pre-draft bonus selection)		
1. Chappius, Bob (8)	B	Michigan
2. Cowhig, Gerry (16)	B	Notre Dame
3. Carpenter, Jack (24)	T	Michigan
4. Cowan, Bob (32)	B	Indiana
5. Griffen, Bill (40)	T	Kentucky
6. Bush, Jack (48)	T	Georgia
7. Rapacz, John (56)	C	Oklahoma
8. Hazelhurst, Bob (64)	B	Denver
9. Ellsworth, Ralph (72)	B	Texas
10. Dewar, Jimmy (80)	B	Indiana
11. Huber, Bill (88)	E	Illinois
12. Gianelli, Mario (96)	G	Boston
13. Shumas, Marshall (104)	E	Missouri
14. Signaigo, Joe (112)	B	Notre Dame
15. Widseth, Dean (120)	T	Minnesota

1948 - AAFC

1. Durkota, Jeff (8)	B	Penn State
3. Cline, Ollie (18)	B	Ohio State
7. Thompson, Tommy (41)	C	William & Mary
9. Smith, Bill (53)	T	North Carolina
11. Maughan, Ralph (65)	C	Utah State
12. Sensenbaugher, Dean (73)	B	Ohio State
13. Rubish, Mike (81)	E	North Carolina
14. Sarkesian, Alex (89)	C	Northwestern
15. Dworsky, Dan (97)	B	Michigan
16. Beasley, Scott (105)	E	Nevada
17. Steger, Russ (113)	B	Illinois
18. Hoistma, Lou (121)	E	William & Mary
19. Ashbaugh, Pete (129)	B	Notre Dame
20. Templeton, Dave (137)	G	Ohio State
21. Eddleman, Dike (145)	B	Illinois
22. Gambino, Lou (153)	B	Maryland
23. McDowell, Jim (161)	G	William & Mary
24. Fowle, Heywood (169)	T	North Carolina
25. Parseghian, Ara (177)	B	Miami (Ohio)
26. Saylor, Todd (185)	E	Lafayette (Pa.)
27. Caughron, Harry (193)	T	William & Mary
28. Lanzi, Pete (201)	E	Youngstown State
29. Roman, George (209)	T	Case Western Reserve
30. Sheehan, Mel (217)	E	Missouri

1949 - AAFC

1. Mitchell, Jack (8)	QB	Oklahoma
3. Collins, Albin "Rip" (21)	B	Louisiana State
4. McLellan, Bill (29)	T	Brown
5. McNeill, Ed (37)	E	Michigan
6. O'Malley, Tom (45)	B	Cincinnati
7. Alexander, Phil (53)	B	South Carolina
8. Canneveno, Mike (61)	B	Ohio State
9. Walker, Doak (69)	B	Southern Methodist
10. Adams, Norb (77)	B	Purdue
11. Norton, Negley (85)	T	Penn State
12. Burns, Frank (93)	B	Rutgers
13. Self, Clarence (101)	B	Wisconsin
14. Kersulis, Walt (109)	E	Illinois
15. Stuart, Bobby Jack (117)	B	Army
16. Bowne, J.L. "Dinky" (125)	B	Georgia Tech
25. Cooney, Larry (172)	B	Penn State
26. Liningar, Jack (177)	B	Ohio State
27. Gagne, Verne (182)	E	Minnesota
28. Moran, Jim (187)	B	John Carroll
29. Soboleski, Joe (192)	T	Michigan

1950 - NFL

1. Carpenter, Ken (13)	HB	Oregon State
2a. Sandusky, John (18)	OT/DT	Villanova
(from Detroit for rights to HB Doak Walker, drafted by Browns in 1949)		
2b. Martin, Jim (26)	OE/OT	Notre Dame
3. Robinson, Jimmy Joe (39)	HB	Pittsburgh
4. Wilson, Bob "Red" (52)	C/OE	Wisconsin
5. Phelps, Don "Dopey" (65)	HB	Kentucky
6. Gorgal, Ken (78)	QB	Purdue
7. Carter, Win (91)	FB	Missouri
8. Frizzell, Russ (104)	OE	Tulsa
9. Duncan, Jim (117)	T	Wake Forest
10. O'Pella, Frank (130)	HB/LB	William & Mary
11. Plotz, Bob (143)	G	Pittsburgh
12. Cole, Emerson (156)	FB	Toledo

13. Wright, Rupe (169)	G	Baylor
14. Harrington, Packard (182)	C	St. Mary's
15. Meland, Ted (195)	G	Oregon
16. King, William "Art" (208)	G	Ball State
17. McKinney, Hal (221)	G	Missouri Valley
18. Trave, Joe (234)	HB	Louisville
19. Songin, Ed "Butch" (247)	QB	Boston College
20. Hackney, John (260)	G	Murray State
21. Vogts, Leroy (273)	OG	Washington U. (St. Louis)
22. Dowling, Jim (286)	G	Santa Clara
23. Moselle, Don (299)	HB	Superior State
24. Woodland, Jack (312)	HB	Bowling Green
25. Brasher, Jim (325)	C	Maryland
26. Toogood, Charley (338)	T	Nebraska
27. Gray, Dick (351)	HB	Oregon State
28. Pyle, Billy (364)	HB	Texas
29. Schnelker, Bob (377)	E	Bowling Green
30. Massey, Jim (390)	HB	Detroit Mercy

1951 - NFL

1. Konz, Ken (14)	HB/S	LSU
2. Curtis, Ernest "Bucky" (26)	OE	Vanderbilt
3. Helluin, Jerome (38)	T	Tulane
4a. Orstaglio, Bob (39)	FL	Pennsylvania
(from San Francisco as payment for E Gordon Soltau)		
4b. Smith, Bob (41)	FB	Texas A&M
(from Green Bay for HB/DB Bill Boedeker)		
4c. Donovan, Artie (50)	T	Boston College
5. Loomis, Ace (62)	B	Wisconsin-LaCrosse
6. Rogas, Dan (74)	G	Tulane
7a. Holdash, Irving (82)	C	North Carolina
(from New York Yankees for John Yonakor)		
7b. Michaels, Walt (86)	HB	Washington & Lee
8a. Spinney, Art (88)	E	Boston College
8b. Clark, Max (98)	HB	Houston
(from Green Bay for QB Tom O'Malley)		
9a. Toler, Burrell (105)	G	San Francisco
(from Detroit for E Jim Duncan)		
9b. Shula, Don (110)	DB	John Carroll
10. Giurla, Chet (123)	G	Maryland
11. Custis, Bernie (135)	B	Syracuse
12a. Selliers, Milan (142)	HB	Florida State
(from Detroit Lions for FB Chuck Schroll)		
12b. Kirtley, Stew (147)	E	Morehead State
13. Voskuil, Bob (159)	C	Georgetown College (Ky.)
14. Cernoch, Rudy (171)	T	Northwestern
15. Skibinski, Joe (183)	G	Purdue
16. Pasky, Ed (195)	QB	South Carolina
17. Kane Leroy (207)	HB	Dayton
18. De Roin, Rube (219)	C	Oklahoma State
19. Solari, Ray (231)	G	California
20. Crocher, Jack (243)	B	Tulsa
21. Stone, Ray (255)	E	Texas
22. Taseff, Carl (267)	FB	John Carroll
23. Champion, Johnny (279)	HB	Southern Methodist
24. Benner, Wayne (291)	HB	Florida State
25. Knispel, John (303)	T	Wisconsin-LaCrosse
26. Williams, Fred (315)	T	Arkansas
27. Jones, Jack (327)	HB	Livingston State
28. Thrift, Roger (339)	HB	East Carolina
29. Driver, Bill (351)	QB	Florida State
30. Averno, Sisto (362)	G	Muhlenberg

1952 - NFL

1a. Rechichar, Bert (10)	DB	Tennessee
(from Detroit for E/T Jim Martin)		
1b. Agganis, Harry (12)	QB	Boston University
2. Hughes, Bill (24)	LB	Michigan State
3a. Kiosterman, Don (26)	QB	Loyola Marymount
(from New York Yankees)		
3b. Campanella, Joe (36)	DT	Ohio State
4a. Costa, Elmer (39)	T	North Carolina State
(from Green Bay)		
4b. Renfro, Ray (48)	HB	North Texas
5. Jankovich, Kever (60)	E	College of Pacific
6. Shields, Burrell (72)	DB	John Carroll
7. Pace, John (84)	T	Mississippi State
8a. Williams, Stan (86)	E	Baylor
(from New York Yankees)		
8b. Forester, Herschel (96)	G	Southern Methodist
9. Finnell, Bob (108)	B	Xavier
10. Ribiero, Pat (120)	T	College of Pacific
11. Logan, Dick (132)	T	Ohio State
12. Thompson, Roy (144)	B	Florida State
13. Cosgrove, Tom (156)	C	Maryland
14. Ruzich, Steve (168)	G	Ohio State
15. Alpin, Holland (180)	E	Tampa

16a. Neathery, Herb (189).....	HB	Illinois
(from Detroit)		
16b. Rowland, Ed (192).....	T	Oklahoma
17. Sheets, Stewart (204).....	T	Penn State
18. Mirchi, Ken (216).....	G	Santa Clara
19a. Talarico, Sam (225).....	T/G	Indiana
(from San Francisco)		
19b. Maccioli, Mike (228).....	B	Purdue
20. Brandenberry, Bob (240).....	B	Kansas
21. Calhoun, Dick (252).....	DT	Baylor
22. Johnson, Howard "Corky" (264).....	T	Santa Barbara
23. Robertson, Bobby (276).....	HB/P	Indiana
24. Wren, Lowe "Junior" (288).....	B	Missouri
25. Reddell, Billy (300).....	B	Florida
26. Vernasco, Joe (312).....	E	Illinois
27. Maletzky, Bill (324).....	G	Maryland
28. Pietro, John (336).....	G	Brown
29. Klevay, Walt (348).....	B	Ohio State
30. Saban, John (360).....	FB	Xavier

1953 - NFL

1. Atkins, Doug (11).....	DT	Tennessee
2. Reynolds, Billy (23).....	HB	Pittsburgh
3a. Bruney, Fred (35).....	HB	Ohio State
3b. Donaldson, Gene (37).....	G	Kentucky
(from Detroit Lions for B Robert Smith)		
3c. Hietikko, Jim (38).....	T	Ohio State
(from Dallas Texans for QB Don Klosterman)		
4b. Tamburo, Dick (47).....	CLB	Michigan State
5. Van Doren, Bob (59).....	E	Southern California
6. Steinbrunner, Don (71).....	CLB	Washington State
7. Filipski, Gene (83).....	B	Villanova
8. Massey, Carlton (95).....	E	Texas
9. McNamara, Bob (107).....	E	Minnesota
10. Natali, Elmo (119).....	FB	California State (Pa.)
11. Hiliński, Dick (131).....	T	Ohio State
12. Willhoite, Elmer (143).....	G	Southern California
13. Fiss, Galen (155).....	LB	Kansas
14. Nagler, Gern (167).....	E	Santa Clara
15. Carson, Johnny (179).....	E	Georgia
16. Kuykendall, Eric (191).....	FB	Illinois
17. Bean, George (203).....	B	Utah
18. Batten, Dick (215).....	T	College of Pacific
19. Cain, Tom (227).....	G	Colorado
20. Noll, Chuck (239).....	T	Dayton
21. Crockett, Bill (251).....	G	Rice
22. Looper, Byrd (263).....	B	Duke
23. Kent, Ronnie (275).....	B	Tulane
24. Labenda, John (287).....	T	Wittenberg
25. Ellis, Jim (299).....	B	Michigan State
26. Hoag, Charley (311).....	B	Kansas
27. Sisco, Jack (323).....	C	Baylor
28. Verkirik, Ray (335).....	T	North Texas
29. Hobson, Clell (347).....	B	Alabama
30. Myers, Andy (358).....	G	Tennessee

1954 - NFL

Garret, Robert (1).....	QB	Stanford
(Bonus Selection)		
1. Bauer, John (12).....	G	Illinois
2. Hanulak, Chester "Chet" (24).....	HB	Maryland
3. Bassett, Maurice (36).....	FB	Langston (Okla.)
4. Higenberg, Jerry (48).....	C	Iowa
5. Lucky, William (60).....	T	Baylor
6a. Smith, James (64).....	T	Baylor
(from Baltimore for C Tom Cosgrove)		
6b. Jenkins, Asa (72).....	FB	Toledo
7. Miller, Donald (84).....	HB	Southern Methodist
8a. Barbish, William (95).....	HB	Tennessee
(from San Francisco for DB Fred Bruney)		
8b. Harris, Charles (96).....	HB	Georgia
9. Jones, Thomas (108).....	HB	Miami (Ohio)
10a. Goss, Donald (119).....	G	Southern Methodist
(from San Francisco for T/E Bob Van Doren)		
10b. Pagna, Thomas (120).....	HB	Miami (Ohio)
11. Schuebel, Max (132).....	T	Rice
12. Bruenich, Thomas (144).....	T	Maryland
13. Cummins, George (156).....	LB	Tulane
14. Head, James (188).....	FB	Iowa
15. Lyssy, Chester (180).....	B	Hardin-Simmons
16. Raidel, Richard (192).....	G	Kent State
17. Chapman, Howard (204).....	T	Florida
18. Whorman, William (216).....	B	South Carolina
19. Taylor, John (228).....	C	Austin
20. Pierce, Hugh (240).....	C	North Carolina State
21. Baughman, James (252).....	G	Illinois
22. Caudle, Lloyd (264).....	B	Duke
23. Mischak, Robert (276).....	E	Army
24. Grambling, John (288).....	QB	South Carolina

25. Hughes, Thomas (300).....	T	Virginia Tech
26. Lundy, Joseph (312).....	G	Kansas
27. Mapp, John (324).....	B	VMI
28. Vergara, Vincent (336).....	B	Syracuse
29. Carter, Troy (348).....	B	VMI

1955 - NFL

1. Burris, Kurt (13).....	CLB	Oklahoma
2. Renfro, Weldon "Dean" (25).....	HB	North Texas
3a. Hall, John (35).....	DT/LB	Iowa
(from Chicago Bears with B Fred Morrison for B Harry Jagade)		
3b. Freeman, Bob (37).....	QB	Auburn
4a. Reynolds, Paul (41).....	HB	Notre Dame
(from Green Bay for T Jerome Helluin)		
4b. Palumbo, Sam (49).....	DT/LB	Notre Dame
5. Dandoy, Aramis (61).....	HB	Southern California
6. Bolden, Leroy (73).....	HB	Michigan State
7. Locklear, Jack (85).....	CLB	Auburn
8. (choice traded to Detroit for E Marion Gaskin)		
9. Ford, Henry (109).....	HB	Pittsburgh
10. Dillon, Glen (121).....	OE	Pittsburgh
11. Knebel, Eric (133).....	T	Southern Methodist
12. Eaton, Jack (145).....	T	New Mexico
13. Borton, John (157).....	QB	Ohio State
14. Robinson, Fred (169).....	G	Washington
15. Smith, Bob (181).....	HB	Nebraska
16. Suchy, Don (193).....	C	Iowa
17. Leonard, Bob (205).....	FB	Purdue
18. Champlin, Steve (217).....	T	Oklahoma
19. Ebert, Tom (229).....	E	Kansas State
20. Proctor, William (241).....	T	Florida State
21. Spinks, Richard (253).....	HB	Texas Tech
22. Stone, Gerald (265).....	T	Southeastern Louisiana
23. Greer, James (277).....	E	Elizabeth City State
24. Matsock, John (289).....	HB	Michigan State
25. Lindo, Ernie (301).....	HB	College of Pacific
26. Fife, Don (313).....	C	Purdue
27. Baldwin, Bobby (325).....	B	Sam Houston State
28. Tokus, Ed (337).....	E	Georgia
29. Robinson, Tex (349).....	HB	Temple
30. Leachman, Lamar (360).....	C	Tennessee

1956 - NFL

1. Carpenter, Preston (13).....	HB	Arkansas
2. Kinard, Billy (25).....	DB	Mississippi
3a. Ross, Larry (34).....	E	Denver
(from Chicago with Bears' 6th choice for DT Doug Atkins and QB Ken Gorga)		
3b. Quinlan, William (37).....	E	Michigan State
4. Moss, Bob (49).....	HB	West Virginia
5. Clarke, Frank (61).....	E	Colorado
6a. Plunkett, Sherman (71).....	E	Maryland Eastern Shore
(from Chicago, see 3a.)		
6b. Wiggin, Paul (73).....	T	Stanford
7. Griffith, Charles (85).....	E	Southern California
8. Hellyer, Len (97).....	HB	Marshall
9. Hecker, Jack (109).....	OE	Bowling Green
10. Rayburn, Ed (121).....	T	Rice
11. Underdunk, William (133).....	T	West Virginia
12. Javernick, Harry (145).....	T	Colorado
13. Furey, Jim (157).....	C	Kansas State
14. Sidwell, Charles (169).....	B	William & Mary
15. Davis, Willie (181).....	G	Grambling
16. Cooper, Thurlow (193).....	E	Maine
17. West, Ed (205).....	QB	North Carolina
18. Carroll, Harold (217).....	FB	Western Reserve
19. Sebest, John (229).....	B	Eastern Kentucky
20. Mobra, Joe (241).....	E	Oklahoma
21. Kaphis, Eugene (253).....	E	Notre Dame
22. Brown, Samuel (265).....	HB	UCLA
23. Althouse, Don (277).....	E	Syracuse
24. Hughes, Jim (289).....	G	San Jose State
25. Davenport, Bob (301).....	FB	UCLA
26. Kammerman, Jack (313).....	E	Utah
27. Dwyer, Ed (325).....	E	Purdue
28. Sparks, Oliver (337).....	G	Iowa State
29. Batts, John (349).....	E	Vanderbilt
30. Bartholomew, Robert (360).....	T	Wake Forest

1957 - NFL

1. Brown, Jim (6).....	FB	Syracuse
2. Plum, Milt (17).....	QB	Penn State
3. Walker, George (28).....	QB	Arkansas
4. Camera, Paul (42).....	OT	Stanford
5a. Jordan, Henry (52).....	OE	Virginia
(from Green Bay for HB Chester Lyssy)		
5b. Campbell, Milt (53).....	HB	Indiana
6a. Amstutz, Joe (63).....	C	Indiana
(from Green Bay for T George Cummins)		
6b. Martin, Harley (67).....	T	California

7a. Hickerson, Gene (78)	OT	Mississippi
7b. Rotunno, Mike (82)	C	Michigan
(from N.Y. Giants for B Gene Filipksi)		
8. Gillis, Dan (89)	C	Rice
9. Comstock, Don (103)	B	Alabama
10. Reinhart, Robert (114)	QB	San Jose State
11. Cummings, William (125)	T	Ohio State
12. Spitzberger, Rudy (139)	G	Houston
13. Sansom, Jerry (150)	E	Auburn
14. Feller, Don (161)	B	Kansas
15. Kaiser, Dave (175)	E	Michigan State
16. Bayuk, John (186)	B	Colorado
17. Tamburello, Frank (197)	QB	Maryland
18. Torczon, Laverne (211)	G	Nebraska
19. Ploen, Kenneth (222)	QB	Iowa
20. Stillwell, Jack (233)	E	North Carolina
21. Juneau, Curry (247)	E	Southern Mississippi
22. Winters, Bob (258)	B	Utah State
23. Frazer, Jim (269)	T	Hampden-Sydney
24. Napoleon, Allen (283)	B	Stanford
25. Dimitroff, Tom (294)	QB	Miami (Ohio)
26. Bliss, Allen (305)	E	Miami (Ohio)
27. Okulovich, Andy (319)	QB	Ohio State
28. Cockrell, Gene (330)	T	Hardin-Simmons
29. Trozzo, William (341)	T	West Virginia
30. McKiever, Bob (354)	B	Northwestern

1958 - NFL

1. Shofner, Jim (13)	DB	TCU
2. Mitchell, Charles (25)	G	Florida
3a. (choice traded to Chicago Bears for QB James Haluska)		
3b. Guy, Melvin (34)	T	Duke
(from Detroit for C Frank Gatski)		
4. Ninowski, Jim (49)	QB	Michigan State
5a. Funston, Farrell (60)	OE	College of Pacific
5b. Gibbons, Jim (61)	OE	Iowa
(from Detroit with RB Lew Carpenter for LB Roger Zatkoff)		
6. Wulff, James (72)	HB	Michigan State
7. Mitchell, Bob (84)	HB	Illinois
8. Lattimore, Bert (96)	E	Duke
9. Parrish, Bernie (108)	DB	Florida
10. Russavage, Leo (120)	T	North Carolina
11. Bowermaster, Russ (132)	OE	Ohio State
12. Brodhead, Robert (144)	QB	Duke
13. Williams, Hal (156)	B	Miami (Ohio)
14. Miller, Ken (168)	T	TCU
15. Hoelscher, Howard (180)	FB	Rice
16. Cornelison, Jerry (192)	T	Southern Methodist
17. Osborn, Roddy (204)	HB	Texas A&M
18. Johnson, Alvin Peter (216)	T	Idaho
19. Brown, Ed (228)	G	Arizona
20. Serieka, Edward (240)	B	Xavier
21. Martin, William (252)	E	Iowa State
22. Renn, Robert (264)	HB	Florida State
23. Verkey, Dan (276)	T	Washington State
24. O'Connor, Jim (288)	T	Marshall
25. Peters, Robert (300)	HB	Baylor
26. Thompson, Frank (312)	T	Wake Forest
27. Thelan, Dave (324)	HB	Miami (Ohio)
28. Boykin, William (336)	T	Michigan State
29. Czaplak, Frank (348)	T	Missouri
30. Svendsen, Bernard (359)	C	Minnesota

1959 - NFL

1. Kreitling, Rich (11)	OE	Illinois
2. Schafraith, Dick (23)	OT	Ohio State
3. O'Brien, Francis (35)	OT	Michigan State
4a. Praht, Gary (37)	OE	Michigan
(from Green Bay for E Len Ford)		
4b. Lloyd, Dave (47)	C	Georgia
5a. Wooten, John (53)	G	Colorado
(from Detroit for E Jim Gibbons)		
5b. LeBeau, Dick (58)	DB	Ohio State
6a. Prestel, James (70)	T	Idaho
(from New York for G Bob Mischak)		
6b. Denton, Bob (71)	DE	College of Pacific
7. Miller, Gene (82)	T	Rice
8a. Ptacek, Robert (87)	QB	Michigan
(from Chicago Cardinals for C Don Gillis)		
8b. (choice traded to Green Bay for E Dick Deschaine)		
9. Wilson, Kirk (106)	PK	UCLA
10. Zeman, Robert (119)	B	Wisconsin
11. King, Gerald (130)	G	Kent State
12. Palandrani, Francis (143)	T	North Carolina State
13. Reese, Ray (154)	LB	Bowling Green
14. Dubenion, Elbert (167)	HB	Bluffton
15. Salwocki, Tom (178)	C	Pittsburgh
16. Caleb, Jamie (191)	B	Grambling
17. Schmittan, Homer (202)	E	Tennessee Tech

18. Hill, Ed (215)	G	Miami (Ohio)
19. Schroeder, Joe (226)	T	Xavier
20. McClain, Albert (239)	T	Shaw (N.C.)
21. Fraser, James (250)	G	Wisconsin
22. Wenzel, Joe (263)	E	Lehigh
23. Gardner, Jim (274)	T	Duke
24. Goings, Russ (287)	G	Xavier
25. Spycholski, Ernie (298)	T	Ohio State
26. Floyd, Homer (311)	B	Kansas
27. Baker, Larry (322)	T	Bowling Green
28. Abodie, Pete (335)	E	Tulane
29. Nietupolski, Ronald (346)	T	Illinois
30. Ketchie, Carl (359)	B	Washington State

1960 - NFL

1. Houston, Jim (8)	E	Ohio State
2a. Stephens, Larry (18)	DT	Texas
(from Pittsburgh with Steelers' 5th choice for E Darrel Brewster)		
2b. Gault, Prentice (19)	FB	Oklahoma
3. Fichtner, Ross (33)	B	Purdue
4a. Brewer, John (41)	E	Mississippi
(from Green Bay for HB Robert Freeman)		
4b. Marshall, Jim (44)	DT	Ohio State
5a. Jarus, Bob (53)	FB	Purdue
(from Green Bay for T Henry Jordan)		
5b. (Browns' choice traded to Pittsburgh, see 2a.)		
6. Khayat, Robert (69)	G	Mississippi
7. Anderson, Taz (80)	FB	Georgia Tech
8. White, Bob (91)	B	Ohio State
9. Burford, Chris (105)	E	Stanford
10. Washington, Clyde (116)	HB	Purdue
11. Franklin, Bob (127)	QB	Mississippi
12. Mostford, Rich (141)	B	Kent State
13. Grecni, Rich (152)	C	Ohio University
14. Dumbauld, Bill (163)	T	West Virginia
15. Watkins, Thomas (177)	HB	Iowa State
16. Waldon, James (188)	QB	Wyoming
17. Coleman, Lovell (199)	B	Western Michigan
18. Hanlon, Jack (213)	B	Pennsylvania
19. Campbell, Jack (224)	E	Toledo
20. Nelson, Bob (235)	C	Wisconsin

1961 - NFL

1a. Crespino, Robert (10)	E	Mississippi
(choice acquired from Detroit with LB Robert Long for QB Jim Ninowski		
1b. (Browns' choice traded to Dallas for T Paul Dickson and Dallas' 1st		
draft choice in 1962)		
2. Nutting, Edward (27)	T	Georgia Tech
3. (Browns' choice traded to Los Angeles for T Gene Selawski)		
4. Brown, John (55)	T	Syracuse
5. Lucci, Mike (69)	C	Tennessee
6a. Parker, Frank (79)	B	Oklahoma State
(choice acquired from Detroit for T William McClung)		
6b. (Browns' choice traded to St. Louis for E Don Fleming)		
7. Powell, Preston (97)	B	Grambling
8a. Cox, Fred (110)	HB	Pittsburgh
(choice acquired from Green Bay for FB Robert Jarus)		
8b. Frongillo, John (111)	T	Baylor
9. Gibbs, Jake (125)	QB	Mississippi
10a. Wolff, Wayne (129)	G	Wake Forest
(choice acquired from Washington for HB Jim Wulff)		
10b. Ericson, Ken (139)	E	Syracuse
11. Gault, Billy (153)	B	TCU
12. Lage, Richard (167)	E	Lenoir-Rhyne
13. Wilson, Jack (181)	B	Duke
14. Lohman, Phil (195)	C	Oklahoma
15. Taylor, Charles (209)	B	Mississippi
16. Shoals, Roger (223)	T	Maryland
17. Bird, Calvin (237)	B	Kentucky
18. Morris, Ed (251)	T	Indiana
19. Minihane, Robert (265)	G	Boston University
20. Baker, Charles (279)	T	Tennessee

1962 - NFL

1a. Collins, Gary (4)	E	Maryland
(from Dallas along with T Paul Dickson for Browns' first choice in 1961)		
1b. Jackson, Leroy (11)	B	Western Illinois
(rights to Jackson traded to Washington for rights to RB Ernie Davis)		
2a. Hinton, Charles (17)	T	North Carolina Central
(from Minnesota for T Jim Prestel, RB Jamie Caleb and Vikings 11th		
round choice)		
2b. Stephens, Sandy (25)	QB	Minnesota
3a. (Browns' choice traded to Dallas for G Duane Putnam)		
3b. Furman, John (42)	QB	Texas-El Paso
(choice acquired from Green Bay for QB John Roach)		
4. Sczurek, Stan (53)	G	Purdue
5. Rivera, Henry (67)	HB	Oregon State
6. Tidmore, Sam (81)	E	Ohio State
7. Havlicek, John (95)	E	Ohio State

8. (Browns' choice traded to Detroit for DT Erroll Linden)		
9. Dickerson, Charles (123)	T	Illinois
10a. Goerlitz, Gerald (129)	C	Northern Michigan
(from Minnesota for T Robert Denton)		
10b. White, Albert (137)	B	Capital
11a. Myers, Ronnie (142)	E	Villanova
(from Minnesota, see 2a.)		
11b. McNeil, Clifton (151)	E	Grambling
12. Stute, Ted (165)	E	Ohio University
13. Gardner, Frank (179)	T	North Carolina Central
14. Shorter, Jim (193)	B	Detroit Mercy
15. Gosby, Tom (207)	G	Baldwin-Wallace
16. Biodrowski, Dennis (221)	E	Memphis
17. Harlan, Herbert (235)	E	Baylor
18. Bishop, Sonny (249)	G	Fresno State
19. Anabo, John (263)	QB	Fresno State
20. Flatley, Paul (277)	B	Northwestern

1963 - NFL

1. Hutchinson, Tom (9)	E	Kentucky
2. Kanicki, Jim (23)	T	Michigan State
3. (Browns' choice traded to Los Angeles with DT Larry Stephens and Browns' 6th choice for QB Frank Ryan and HB Tom Wilson)		
4. Munsey, Bill (51)	B	Minnesota
5a. (Browns' choice traded to Pittsburgh for RB Charley Scales)		
5b. Baker, Frank (68)	B	Toledo
(from Detroit with RB Howard Cassidy and DE Bill Glass for RB Tom Watkins and DE Dave Lloyd)		
6a. Borghetti, Ernest (72)	T	Pittsburgh
(from Minnesota for DB Tom Franckhouser, OT Erroll Linden, WR Charlie Ferguson and K Fred Cox)		
6b. Bloom, Tom (72)	B	Purdue
(Philadelphia's choice awarded to Cleveland for improper waiver procedure involving Howard Cassidy)		
6c. (Browns' choice traded to Los Angeles, see 3.)		
7. (Browns' choice traded to Green Bay for RB Ernie Green)		
8. Sweeney, Walter (107)	E	Syracuse
9. Ramey, Dave (121)	B	Michigan
10. Bobbitt, Jim (135)	G	Michigan State
11. Graham, Art (149)	WR	Boston College
12. Infante, Lindy (163)	B	Florida
13. Katterhenrich, Dave (177)	B	Ohio State
14. Faulkner, Staley (191)	T	Texas
15. Reade, Lynn (205)	T	Southern California
16. Kelly, Richard (219)	OG	Georgia
17. Anderson, Richard (233)	E	Penn State
18. Garvin, Bobby (247)	T	Mississippi State
19. Sherman, Gary (261)	LB	Bowling Green
20. Shaw, Steve (275)	B	Vanderbilt

1964 - NFL

1. Warfield, Paul (11)	WR	Ohio State
2. Truax, Bill (26)	TE	LSU
3. (Browns' choice traded to Dallas for DT Ken Frost)		
4. Shackelford, Don (54)	T	College of Pacific
5. Klein, Richard (67)	T	Wichita State
6. (Browns' choice traded to Dallas for G Andy Cvercko)		
7. Odum, Sammy (95)	LB	Northwestern State (La.)
8. Kelly, Leroy (110)	HB	Morgan State
9. Briscoe, John (123)	LB	Arizona
10a. Van Raaphorst, Richard (135)	LB	Ohio State
10b. Robinson, Bobby (138)	RB	Mississippi
(choice acquired from Minnesota for RB Tom Wilson)		
11. Versprille, Edward (151)	FB	Alabama
12. Mitchell, Ed (166)	T	Southern
13. Meehan, Bob (179)	G	Syracuse
14. Sieg, Terry (194)	HB	Virginia
15. Houtman, John (207)	T	Michigan
16. Williams, Sidney (222)	E	Southern
17. Bartolomeoli, Larry (235)	T	Western Michigan
18. Lewis, Sherman (250)	HB	Michigan State
19. Higgins, Jim (263)	G	Xavier
20. Archer, Dave (278)	T	Syracuse

1965 - NFL

1. (Browns' choice traded to San Francisco for G Ted Connolly)		
2a. Garcia, James (17)	T	Purdue
(from Chicago along with DB Lowell Caylor and Bears' 3rd round choice for TE Rich Kreitling)		
2b. Bussell, Gerry (22)	HB	Georgia Tech
(choice acquired from Los Angeles for TE Bill Truax)		
2c. Johnson, Walter (27)	DT	Los Angeles State
3a. Scott, Robert "Bo" (32)	HB	Ohio State
(choice acquired from Chicago, see 2a.)		
3b. Maples, Bob (41)	C	Baylor
3c. (Browns' choice traded to Minnesota for DT Mike Bundra)		
4. Irwin, Bill (69)	T	Mississippi
5a. Simkus, Arnold (72)	T	Michigan
(from San Francisco for C Frank Morze)		

6b. Aldredge, Corwyn (83)	E	Northwestern State (La.)
7. Lindsey, Dale (97)	LB	Western Kentucky
8. Howell, Mike (111)	QB	Grambling
9. Lane, Gary (125)	QB	Missouri
10. Screen, Pat (139)	QB	LSU
11. Cordill, Olie (153)	HB	Memphis
12. Canale, Justin (167)	G	Mississippi State
13. Pickett, Henry (181)	HB	Baylor
14. Simrell, Dan (195)	QB	Toledo
15. Gagner, Larry (209)	T	Florida
16. Anthony, Mel (223)	FB	Michigan
17. Boyette, John (237)	T	Clemson
18. Arrington, Dick (251)	G	Notre Dame
19. Orazen, Ed (265)	G	Ohio State
20. Goldberg, Frank (279)	LB	Central Michigan

1966 - NFL

1. Morin, Milt (14)	TE	Massachusetts
2. Norton, Rick (29)	QB	Kentucky
3. (Browns' choice traded to N.Y. Giants for DB Erich Barnes)		
4. Duranko, Pete (61)	DE	Notre Dame
5a. Schultz, Randy (74)	FB	Iowa State Teacher's
(from Detroit for OT Roger Shoals)		
5b. Fulford, Dan (78)	E	Auburn
6a. Battle, James (90)	DE	Southern
(from N.Y. Giants for DT Mike Bundra)		
6b. Hoaglin, Fred (93)	C	Pittsburgh
7. Carter, Leroy (109)	FL	Grambling
8. Talaga, Tom (123)	OT	Notre Dame
9. Gregory, Jack (139)	DE	Chattanooga
10. Ledbetter, Monty (153)	FL	Northwestern State (La.)
11. Fire, Tony (169)	DT	Bowling Green
12. Czup, Rich (183)	T	Nebraska
13. Boudreaux, James (199)	DT	Louisiana Tech
14. Lammons, Pete (213)	FL	Texas
15. Ellis, Bob (229)	DB	Massachusetts
16. Ray, David (243)	DB	Alabama
17. Modzelewski, Gene (259)	T	New Mexico State
18. Hurrayway, Charlie (273)	FB	San Jose State
19. Singer, Karl (289)	DT	Purdue
20. Petro, Joe (303)	DB	Temple

1967 - NFL

1. Matheson, Bob (18)	LB	Duke
2. Conjar, Larry (46)	FB	Notre Dame
3a. Cockroft, Don (55)	K/P	Adams State
(from N.Y. Giants for DE Jim Garcia)		
3b. Barney, Eppie (72)	WR	Iowa State
4a. Ward, Carl (83)	HB	Michigan
(from Atlanta for RB Charley Scales)		
4b. Taffoni, Joe (98)	T	Tennessee-Martin
5. (Browns' choice traded to Dallas for G Joe Bob Isbell)		
6. DeMarie, John (152)	C	LSU
7. House, Bill (177)	DT	Youngstown State
8. Devrou, Bill (205)	DB	Southern Mississippi
9. Dowdy, Cecil (230)	LB	Alabama
10. Copeland, James (255)	G	Virginia
11. Sabatino, Bill (282)	DE	Colorado
12. Fowler, Charles (308)	OT	Houston
13. Andrews, Bill (333)	LB	Southeastern Louisiana
14. Rogers, Floyd (360)	DT	Clemson
15. Williamson, Dennis (386)	DB	Wisconsin-Whitewater St.
16. Williams, Don (411)	WR	Akron
17. Davis, Ben (439)	HB	Defiance

1968 - NFL

1. Upshaw, Marvin (21)	DE	Trinity (Tex.)
2. Garlington, John (47)	LB	LSU
3a. Olszewski, Harry (64)	G	Clemson
(from Pittsburgh for OT John Brown and Steelers 10th round choice)		
3b. Morrison, Reece (66)	HB	Texas-San Marcos
(from Washington along with QB Dick Shiner for QB Jim Ninowski)		
3c. (Browns' choice traded to Los Angeles for DB George Youngblood)		
4. Meylan, Wayne (104)	LB	Nebraska
5a. Wempe, Mike (131)	OT	Missouri
5b. Jackson, Jackie (134)	DB	Clemson
(from Baltimore for P David Lee)		
6a. James, Nathan (152)	DB	Florida A&M
(from N.Y. Giants for LB Vince Costello)		
6b. (Browns' choice traded to Philadelphia for TE Ron Duncan)		
7. Brady, Dale (186)	HB	Memphis
8. Schoen, Tom (212)	DB	Notre Dame
9. Porter, David (238)	DE	Michigan
10a. Greer, James (255)	DT	Stephen F. Austin
(from Pittsburgh, see 3a.)		
10b. Mitchell, Alvin (267)	DB	Morgan State
11. Alcorn, Jim (293)	QB	Clarion State
12. Beutler, Tom (319)	LB	Toledo
13. Sellers, Terry (348)	DB	Georgia

14. Whipps, Edgar (374)	FB	Jackson State
15. Baxter, Bob (400)	FL	Memphis
16. Sievert, Dick (429)	DE	Wisconsin-River Falls
17. McDuffie, Wayne (455)	C	Florida State

1969 - NFL

1. Johnson, Ron (20)	FB	Michigan
2. (Browns' choice traded to Washington for DE Ron Snidow)		
3a. Jenkins, Al (55)	G	Tulsa
3b. (from Philadelphia for RB Larry Coniar)		
3b. Glass, Charles "Chip" (72)	TE	Florida State
4. Summers, Fred (98)	DB	Wake Forest
5. Hooker, Fair (124)	FL	Arizona State
6a. Adams, Larry (145)	DT	TCU
6b. (from N.Y. Giants for QB Gary Lane)		
6b. Righetti, Joe (150)	DT	Waynesburg
7. Sumner, Walt (176)	DB	Florida State
8. Reynolds, Chuck (202)	C	Tulsa
9. Kamzelski, Ron (228)	DT	Minnesota
10. Shelly, Greg (254)	G	Virginia
11. Jones, Dave (280)	FL	Kansas State
12. Davis, Dick (306)	HB	Nebraska
13. Boutwell, Tom (332)	QB	Southern Mississippi
14. Smaha, Jiggy (358)	DT	Georgia
15. Stevenson, Joel (384)	TE	Georgia Tech
16. Lowe, James (410)	FL	Tuskegee
17. Oliver, Bob (436)	DE	Abilene Christian

1970 - NFL

1a. Phipps, Mike (3)	QB	Purdue
1b. (from Miami for WR Paul Warfield)		
1b. McKay, Bob (21)	T	Texas
2a. Jones, Joe (36)	DE	Tennessee State
2b. (from New Orleans for LB John Brewer)		
2b. Sherk, Jerry (47)	DT	Oklahoma State
3. (Browns' choice traded to Dallas for QB Jerry Rhome)		
4. Stevenson, Rickey (99)	B	Arizona
5. Engel, Steve (125)	HB	Colorado
6. Clik, Mike (151)	QB	Iowa
7. Wycinsky, Craig (177)	G	Michigan State
8. Davidson, Honester (203)	S	Bowling Green
9. Brown, Geoff (229)	LB	Pittsburgh
10. Yanchar, Bill (255)	DT	Purdue
11. Benner, Gene (281)	WR	Maine
12. Sanders, Jerry (307)	K	Texas Tech
13. Roberts, Larry (333)	HB	Central Missouri
14. Tharpe, Jim (359)	LB	Lincoln (Mo.)
15. Homoly, Guy (385)	CB	Illinois State
16. Redebaugh, John (411)	TE/K	Bemidji State
17. Tabb, Charles (437)	TE/RB	McMurry

1971 - NFL

1. Scott, Clarence (14)	CB	Kansas State
2. Cornell, Robert "Bo" (40)	HB	Washington
3a. Staroba, Paul (66)	WR	Michigan
3b. Hall, Charles (68)	LB	Houston
4. (from Kansas City for DE Marvin Upshaw)		
4. Pena, Robert "Bubba" (92)	G	Massachusetts
5. Brown, Stanley (118)	WR	Purdue
6a. Dieken, Doug (142)	T	Illinois
6b. (from Chicago for WR Eppie Barney)		
6b. Dixon, Jay (144)	DE	Boston University
7. Jacobs, Bob (170)	K	Wyoming
8. Zelina, Larry (196)	HB	Ohio State
9. Levels, Wilmur (222)	S	North Texas
10. Casteel, Steve (248)	LB	Oklahoma
11. Sikich, Mike (274)	G	Northwestern
12. Blanchard, Felix "Tony" (300)	TE	North Carolina
13. Jamula, Thad (326)	T	Lehigh
14. Kingree, Rick (352)	LB	Tulane
15. Green, William "Bill" (378)	CB	Western Kentucky
16. Smith, David (404)	WR	Mississippi State
17. Dillon, Leo (430)	C	Dayton

1972 - NFL

1. Darden, Thom (18)	DB	Michigan
2a. Brooks, Clifford (45)	DB	Tennessee State
2b. Sims, Lester (51)	DE	Alabama
3. (from Miami for LB Bob Matheson)		
3. (Browns' choice traded to L.A. Rams with G Joe Taffoni for T Mitch Johnson and Minnesota's 5th round choice)		
4. (Browns' choice traded to Kansas City along with Browns' 3rd round choice in 1973 for WR Frank Pitts)		
5a. Hunt, George (122)	K	Tennessee
5b. Kucera, Greg (128)	HB	Northern Colorado
6. (from Los Angeles, see 3.)		
6. Forey, Leonard (149)	G	Texas A&M
7. Wesley, Don (174)	OT	Maryland Eastern Shore
8. McKinnis, Hugh (201)	HB	Arizona State
9a. McKee, Larry (226)	G	Arizona

9b. Lefear, Billy (230)	WR/RB	Henderson (Ark.)
10. (from Baltimore for LB Tom Beutler)		
10. Mosier, Herschel (253)	DT	Northwestern Oklahoma
11. Long, Mel (278)	LB	Toledo
12. Chapman, Bernard (305)	DB	Texas-El Paso
13. Sipe, Brian (330)	QB	San Diego State
14. Stewart, Ed (357)	G	East Central (Okla.)
15. McCullar, Jewell (382)	LB	Chico State
16. Wakefield, Richard (409)	WR	Ohio State
17. Portz, William (434)	DB	Sterling (Ka.)

1973 - NFL

1a. Holden, Steve (16)	WR	Arizona State
1b. (from N.Y. Giants along with 2nd round choice for DE Jack Gregory and CB Freddie Summers)		
1b. Adams, Pete (22)	G	Southern California
2a. Pruitt, Greg (30)	HB	Oklahoma
2b. (from New York with Giants, see 1a.)		
2b. Steinke, Jim (47)	DB	Texas-San Marcos
3a. Crum, Bob (67)	DE	Arizona
3b. (from Baltimore for C Fred Hoaglin)		
3b. (Browns' choice traded to Kansas City along with Browns' 4th round choice in 1972 for WR Frank Pitts)		
4a. Dorris, Andy (93)	LB	New Mexico State
4b. (from Baltimore for K George Hunt)		
4b. Mattingly, Randy (100)	QB	Evansville
5. (Browns' choice traded to San Diego for DT George Wright)		
6. Green, Van (150)	DB	Shaw (N.C.)
7. (Browns' choice traded to Miami for C Bob DeMarco)		
8. (Browns' choice traded to Detroit for DT Jerry Rush)		
9. Wester, Curtis (228)	G	Texas A&M - Commerce
10. Humphrey, Tom (256)	T	Abilene Christian
11. Barisich, Carl (281)	DT	Princeton
12. Simmons, Stan (306)	TE	Lewis and Clark
13. Romaniszyn, Jim (334)	LB	Edinboro
14. Popelka, Robert (359)	DB	Southern Methodist
15. Sullivan, Dave (384)	WR	Virginia
16. Greenfield, George (412)	HB	Murray State
17. McCowry, Robert (437)	C	Michigan State

1974 - NFL

1. (Browns' choice traded to San Diego along with Browns' 2nd round choice in 1975 for LB Bob Babich and Chargers' 4th round choice in 1975)		
2. Corbett, Billy (40)	OT	Johnson C. Smith
3. (Browns' choice traded to Denver for QB Don Horn and a 6th round choice)		
4. (Browns' choice traded to Oakland for WR Gloster Richardson)		
5. Ilgenfritz, Mark (118)	DE	Vanderbilt
6a. Pritchett, Billy (146)	FB	West Texas A&M
6b. (choice acquired from Buffalo)		
6b. (Browns' choice traded to Denver, see 3.)		
7a. Herrick, Bob (163)	WR	Purdue
7b. (from St. Louis for LB Andy Dorris)		
7b. Sullivan, Gerry (171)	C/OT	Illinois
8a. (Browns' choice traded to Washington with T Mitch Johnson for a 3rd round choice in 1973)		
8b. Brown, Eddie (199)	DB	Tennessee
9. (from Buffalo for LB Rick Kingrea)		
9. Scott, Dan (224)	G	Ohio State
10a. Puestow, Mike (238)	WR	North Dakota State
10b. (from Chicago for QB Randy Mattingly)		
10b. (Browns' choice traded to Buffalo for TE Jan White)		
11. Gooden, Tom (274)	K	Harding
12. McNeil, Ron (302)	DE	North Carolina Central
13. Seifert, Mike (327)	DE	Wisconsin
14. Hunt, Bob (352)	HB	Heidelberg
15. Terrell, Ransom (380)	LB	Arizona
16. Anderson, Preston (407)	DB	Rice
17. Buchanan, Carlton (430)	DT	Southwestern Oklahoma St.

1975 - NFL

1. Mitchell, Mack (5)	DE	Houston
2. (Browns' choice traded to San Diego with Browns' 1st round choice in 1974 for LB Bob Babich and Chargers' 4th round choice in 1974)		
3. Roan, Oscar (57)	TE	Southern Methodist
4a. Peters, Tony (82)	DB	Oklahoma
4b. (Browns' choice with LB Bob Babich traded to New England for WR Reggie Rucker)		
5a. Zimba, John (109)	DE	Villanova
5b. Cope, Jim (119)	LB	Ohio State
6. (from Detroit for CB Ben Davis)		
6a. (Browns' choice traded to San Diego for TE James Thaxton)		
6b. Miller, Charles (150)	DB	West Virginia
6c. (from Washington for WR Paul Staroba)		
6c. Hynoski, Henry (154)	HB	Temple
7. (from Oakland for WR Frank Pitts)		
7. Wang, Merle (161)	OT	TCU
8. Santini, Barry (186)	TE	Purdue
9a. Poole, Larry (213)	HB	Kent State
9b. Hogan, Floyd (215)	DB	Arkansas

(from Kansas City for DE Bob Briggs)

10. Lewis, Stan (238)	DE	Wayne State (Neb.)
11. Marinelli, Tom (265)	G	Boston College
12. Ambrose, Dick (290)	LB	Virginia
13. Armstead, Willie (317)	WR	Utah
14. Barrett, Tim (342)	HB	John Carroll
15. Moore, Willie (369)	DT	Johnson C. Smith
16. McKay, John (394)	WR	Southern California
17. Graf, Dave (421)	LB	Penn State

1976 - NFL

1. Pruitt, Mike (7)	HB	Purdue
2. (Browns' choice traded to Oakland for LB Gerald Irons and Raiders' 9th round choice)		
3. Logan, Dave (65)	WR/TE	Colorado
4a. Swick, Gene (97)	QB	Toledo
(from Philadelphia for CB Clifford Brooks)		
4b. St. Clair, Mike (99)	DE	Grambling
5. Sheppard, Henry (130)	OT	Southern Methodist
6. (Browns' choice traded to Chicago for Glen Holloway)		
7. Cassidy, Steve (189)	DT	LSU
8. (Browns' choice traded to Buffalo for S Neal Craig)		
9a. Reed, James (242)	HB	Mississippi
9b. Nagel, Craig (261)	QB	Purdue
(from Oakland, see 2.)		
10. Kleber, Doug (271)	OT	Illinois
11. Celek, Chuck (297)	DE	Kent State
12. (Browns' choice traded to Houston for WR Willie Miller)		
13. Murray, Brian (354)	OT	Arizona
14. Smalzer, Joe (381)	TE	Illinois
15. Philoy, Luther (408)	DB	Loyola Marymount
16. Lorenzen, Chris (438)	DT	Arizona State
17. Fleming, Tom (465)	WR	Dartmouth

1977 - NFL

1. Jackson, Robert L. (17)	LB	Texas A&M
2. Skladany, Tom (46)	PK	Ohio State
(rights later traded to Detroit for 3rd round choice in 1978 and a 7th round choice in 1979)		
3. (Browns' choice traded to Buffalo with 6th round choice for DT Earl Edwards)		
4a. Davis, Oliver (102)	DB	Tennessee State
4b. Sims, Robert "Mickey" (110)	DT	South Carolina State
(from Chicago for QB Mike Phipps)		
5. (Browns' choice traded to San Diego for DE Ron East)		
6. (Browns' choice traded to Buffalo, see 3.)		
7a. Randle, Ken (173)	WR	Southern California
(from Atlanta for DE Ron East)		
7b. Smith, Blane (184)	TE	Purdue
7c. Lingenfelter, Bob (188)	OT	Nebraska
(from St. Louis for S Neal Craig)		
8. Armstrong, Bill (213)	DB	Wake Forest
9. Brown, Daryl (240)	KR	Tufts
10. Burkett, Tom (269)	T	North Carolina
11. Nash, Charles (296)	WR	Arizona
12. Tierney, Leo (325)	C	Georgia Tech

1978 - NFL

1a. Matthews, Clay (12)	LB	Southern California
1b. Newsome, Ozzie (23)	WR	Alabama
(from Los Angeles with 4th round choice for 1st round choice obtained for QB Mike Phipps)		
2. Evans, Johnny (39)	P/QB	North Carolina State
3a. Collins, Larry (67)	HB	Texas A&M - Kingsville
(choice acquired from Detroit along with 7th round choice in 1979 for rights to P Tom Skladany)		
3b. Miller, Mark (68)	QB	Bowling Green
4a. (Browns' choice to Miami along with 7th round choice as compensation for signing WR Paul Warfield)		
4b. Pullara, Pete (103)	G	Chattanooga
(from Los Angeles, see 1b.)		
5. Wright, Keith (122)	FL	Memphis
6. Pitts, Al (149)	C	Michigan State
7. (Browns' choice to Miami, see 4a.)		
8. Tumbow, Jesse (205)	DT	Tennessee
9. Kramer, Jon (234)	OG	Baylor
10. Watson, Brent (261)	OT	Tennessee
11. Gillard, Larry (290)	DT	Mississippi State
12. Biedermann, Leo (317)	OT	California

1979 - NFL

1a. (Browns' choice traded to San Diego for 1st and 2nd round choices)		
1b. Adams, Willis (20)	WR	Houston
(from San Diego, see 1a.)		
2a. Johnson, Lawrence (40)	CB	Wisconsin
2b. Clapham, Sam (47)	OT	Oklahoma
(from San Diego, see 1a.)		
3. Ramey, James (70)	DE	Kentucky
4. Miller, Matt (95)	OT	Colorado
5a. (Browns' choice traded to Los Angeles along with TE Oscar Roan for		

Rams' 5th and 6th round picks)		
5b. Dimler, Rich (124)	DT	Southern California
(from Los Angeles, see 5a.)		
6a. Burrell, Clinton (151)	DB	LSU
6b. Ronan, Jim (163)	DT	Minnesota
(from Los Angeles, see 5a)		
7a. (Browns' choice traded to Oakland along with 12th round pick for Raiders' 7th and 9th round selections)		
7b. (Browns' choice traded to Philadelphia for RB Tom Sullivan)		
7c. Risien, Cody (183)	OT	Texas A&M
(from Oakland, see 7a.)		
8. Perkov, Kent (204)	DE	San Diego State
9a. McGee, Carl (234)	LB	Duke
9b. Weathers, Curtis (241)	TE	Mississippi
(from Oakland, see 7a.)		
10. Smith, John (261)	WR	Tennessee State
11. Poeschl, Randy (287)	DE	Nebraska
12a. Methvin, Dewitt (315)	C	Tulane
(choice acquired from Washington for DE Joe Jones)		
12b. (Browns' choice traded to Oakland, see 7a.)		

1980 - NFL

1a. (Browns' 1st and 6th round choices traded to Los Angeles for Rams' 1st, 2nd, 4th and 5th round choices)		
1b. White, Charles (27)	RB	Southern California
(choice acquired from Los Angeles, see 1a.)		
2a. (Browns' choice along with 5th round choice traded to Denver for DE Lyle Alzado)		
2b. Crosby, Cleveland (54)	DE	Arizona
(from Los Angeles, see 1a.)		
3. Odom, Cliff (72)	LB	Texas-Arlington
4a. Crews, Ron (99)	DE	Nevada-Las Vegas
4b. McDonald, Paul (109)	QB	Southern California
(from Los Angeles, see 1a.)		
5a. Franks, Elvis (116)	DE	Morgan State
(from Los Angeles, see 1a.)		
5b. (Browns' choice traded to Oakland for G George Buehler)		
5c. (Browns' choice traded to Denver, see 2a.)		
6a. (Browns' choice traded to San Diego for RB Rickey Anderson)		
6b. (Browns' choice traded to Los Angeles, see 1a.)		
7. (Browns' choice traded to New York Giants for DE Jack Gregory)		
8. Copeland, Jeff (209)	LB	Texas Tech
9. Dewalt, Roy (236)	RB	Texas-Arlington
10. Fidel, Kevin (263)	C	San Diego State
11. Sales, Roland (294)	RB	Arkansas
12. Jackson, Marcus (321)	DT	Purdue

1981 - NFL

1. Dixon, Hanford (22)	CB	Southern Mississippi
2. (Browns' choice traded to Buffalo along with 3rd round choice in 1982 for G Joe Delamailleure)		
3. (Browns' choice traded to Denver along with 2nd and 5th round choices in 1980 for DE Lyle Alzado)		
4a. Robinson, Mike (92)	DE	Arizona
(choice acquired from Washington along with 5th and 10th round choice for S Tony Peters)		
4b. (Browns' choice traded to San Diego for LB Don Goode)		
5. Cox, Steve (134)	PK	Arkansas
6. Simmons, Ron (160)	DT	Florida State
7. Johnson, Eddie (187)	LB	Louisville
8. (Browns' choice traded to New York Jets for DE Marshall Harris)		
9. Schleusener, Randy (244)	G	Nebraska
10a. (Browns' choice traded along with another 10th round choice to Washington for 8th round choice in 1982)		
10b. (Browns' choice traded to Washington, see 10a.)		
10c. Prater, Dean (271)	DT	Oklahoma State
11. Friday, Larry (298)	S	Mississippi State
12. McGill, Kevin (325)	T	Oregon

1982 - NFL

1. Banks, Chip (3)	LB	Southern California
2. Baldwin, Keith (31)	DE	Texas A&M
3. (Browns' choice traded to Buffalo with Browns' 2nd round choice in 1981 for G Joe Delamailleure)		
4. Walker, Dwight (87)	RB/WR	Nicholls State (La.)
5. Baab, Mike (115)	C/G	Texas
6a. (Browns' choice traded to Dallas for LB Bruce Huther)		
6b. Whitwell, Mike (162)	WR	Texas A&M
(from Denver for LB Robert L. Jackson)		
7. (Browns' choice traded to Buffalo for RB Terry Miller)		
8a. Kafentzis, Mark (199)	S	Hawaii
8b. Heflin, Van (204)	TE	Vanderbilt
(from Oakland for DE Lyle Alzado)		
8c. Jackson, Bill (211)	S	North Carolina
(from Washington for 10th round choice in 1981)		
9. Baker, Milton (227)	TE	West Texas A&M
10. Floyd, Ricky (255)	RB	Southern Mississippi
11. Michuta, Steve (282)	QB	Grand Valley State
12. Nicolas, Scott (310)	LB	Miami (Fla.)

1983 - NFL

- 1. (Browns' choice traded to Buffalo along with Browns' 3rd round choice in 1984 and 5th round choice in 1985 for LB Tom Cousineau)
- 2. Brown, Ron (41).....WR.....Arizona State
- 3. Camp, Reggie (68).....DE.....California
- 4. (Browns' choice traded to San Diego for LB Don Goode)
- 5. Contz, Bill (122).....T.....Penn State
- 6a. Stracka, Tim (145).....TE.....Wisconsin (from Chicago for C Gerry Sullivan)
- 6b. Puzioff, Dave (149).....NT.....Pittsburgh
- 7a. Belk, Rocky (176).....WR.....Miami (Fla.) (from Chicago for LB Bruce Hulther)
- 7b. (Browns' choice traded to Philadelphia for DE Thomas Brown)
- 8. McClean, Mike (209).....G/T.....Temple
- 9. (Browns' choice traded to San Francisco for K Matt Bahr)
- 10. Hopkins, Thomas (262).....T.....Alabama A&M
- 11a. Green, Boyce (288).....RB.....Carson-Newman
- 11b. McAdoo, Howard (305).....LB.....Michigan State (from L.A. Raiders for Greg Pruitt)
- 12. Farren, Paul (316).....C/T.....Boston University

1984 - NFL

- 1. Rogers, Don (18).....S.....UCLA
- 2a. Rockins, Chris (48).....S.....Oklahoma State (from L.A. Rams for negotiating rights to WR Ron Brown)
- 2b. Davis, Bruce (50).....WR.....Baylor
- 3. (Browns' choice traded to Buffalo along with Browns' 1st round choice in 1983 and 5th round choice in 1985 for LB Tom Cousineau)
- 4a. Bolden, Rickey (104).....TE.....Southern Methodist (from Denver for WR Dave Logan)
- 4b. Brennan, Brian (104).....WR.....Boston College
- 5. Piepkorn, Dave (131).....T.....North Dakota State
- 6. Nugent, Terry (158).....QB.....Colorado State
- 7. Dumont, Jim (190).....LB.....Rutgers
- 8. (Browns' choice traded to N.Y. Jets for WR Bobby Jones)
- 9a. Jones, Don (228).....WR.....Texas A&M (choice acquired from Philadelphia for LB Bill Cowher)
- 9b. (Browns' choice traded to Chicago along with Browns' 10th, 11th and 12th round choices in 1984 for Bears' three picks in 1984 supplemental draft of players under contract to another league)
- 10a. (Browns' choice traded to Chicago, see 9b.)
- 10b. Byner, Earnest (280).....RB.....East Carolina (choice acquired from L.A. Raiders for G-T Henry Sheppard)
- 11. (Browns' choice traded to Chicago, see 9b.)
- 12. (Browns' choice traded to Chicago, see 9b.)

1984 USFL Supplemental Draft

- 1a. Mack, Kevin (11).....RB.....Clemson (choice acquired from Chicago for Browns' 9th, 10th, 11th and 12th round choices in 1984 NFL Draft)
- 1b. Johnson, Mike (18).....LB.....Virginia Tech
- 2a. McNeil, Gerald (44).....WR.....Baylor (choice acquired from Chicago, see 1a.)
- 2b. Robison, Tommy (50).....T.....Texas A&M
- 3a. West, Doug (71).....LB.....UCLA (choice acquired from Chicago, see 1a)
- 3b. Bond, John (77).....QB.....Mississippi State

1985 - NFL

- 1. (Browns' choice traded to Buffalo along with 1st round choice in 1986, 3rd round choice in 1985 and 6th round choice in 1986 for Buffalo's first pick in 1985 supplemental draft)
- 2. Allen, Greg (35).....RB.....Florida State
- 3. (Browns' choice traded to Buffalo, see 1.)
- 4. (Browns' choice traded to Miami for WR Duriel Harris)
- 5. (Browns' choice traded to Buffalo along with Browns' 1st round choice in 1983 and 3rd round choice in 1984 for LB Tom Cousineau)
- 6. Krawczak, Mark (147).....G.....Ohio State
- 7. Langhorne, Reggie (175).....WR.....Elizabeth City State
- 8. Banks, Fred (203).....WR.....Liberty
- 9. (Browns' choice traded to Philadelphia for DE Carl Hairston)
- 10. Williams, Larry (259).....G.....Notre Dame
- 11. Tucker, Travis (287).....TE.....S. Connecticut State
- 12. Swanson, Shane (315).....WR.....Nebraska

1985 NFL Supplemental Draft

- 1. Kosar, Bernie (1).....QB.....Miami (Fla.) (from Buffalo for 1st round choice in 1985 and 1986, 3rd round choice in 1985 and 6th round choice in 1986)

1986 - NFL

- 1. (Browns' choice traded to Buffalo along with 1st round choice in 1985, 3rd round in 1985 and a 6th round choice in 1986 for Buffalo's first pick in 1985 supplemental draft)
- 2. Slaughter, Webster (43).....WR.....San Diego State
- 3. (Browns' choice traded to Detroit for QB Gary Danielson)
- 4. (Browns' choice traded to L.A. Rams for WR Terry Greer)
- 5. Miller, Nick (127).....LB.....Arkansas
- 6. (Browns' choice traded to Buffalo, see 1.)
- 7a. Meyer, Jim (167).....T.....Illinois State

- 7b. Norseth, Mike (174).....QB.....Kansas (from Kansas City for RB Boyce Green)
- 8. (Browns' choice traded to Philadelphia for LB Anthony Griggs)
- 9. Taylor, Danny (238).....DB.....Texas-El Paso
- 10. Smith, Willie (265).....TE.....Miami (Fla.)
- 11. Dausin, Randy (292).....G.....Texas A&M
- 12. Simmons, King (319).....CB.....Texas Tech

1987 - NFL

- 1. Junkin, Mike (5).....LB.....Duke (from San Diego along with second round choice for Browns' first and second round choices and LB Chip Banks)
- 2. Rakoczy, Gregg (32).....OT/C.....Miami (Fla.) (from San Diego, see round 1.)
- 3a. Manoa, Tim (80).....FB.....Penn State
- 3b. Jaeger, Jeff (82).....K.....Washington (from L.A. Rams in exchange for Browns' 4th, 5th and 12th round picks)
- 4. (Browns' choice to L.A. Rams, see 3b.)
- 5. (Browns' choice to L.A. Rams, see 3b.)
- 6. Braggs, Stephen (165).....DB.....Texas
- 7. (Browns' choice to Green Bay for WR John Jefferson)
- 8. Bullitt, Steve (220).....LB.....Texas A&M
- 9. (Browns' choice to Indianapolis for QB Mike Pangel)
- 10. Winters, Frank (276).....C.....Western Illinois
- 11. Brewton, Larry (303).....DB.....Temple
- 12. (Browns' choice to L.A. Rams, see 3b.)

1988 - NFL

- 1. Charlton, Clifford (21).....LB.....Florida
- 2. Perry, Michael Dean (50).....DL.....Clemson
- 3. Waiters, Van (77).....LB.....Indiana
- 4. Blaylock, Anthony (103).....CB.....Winston-Salem State
- 5. (Browns' choice traded to Phoenix for DE Al Baker)
- 6. (Browns' choice traded to Philadelphia along with CB D.D. Hoggard for DL Chris Pike)
- 7. Gash, Thane (188).....S.....East Tennessee State
- 8. Birden, J.J. (216).....WR.....Oregon
- 9. Copeland, Danny (244).....S.....Eastern Kentucky
- 10. Washington, Brian (272).....S.....Nebraska
- 11. Hawkins, Hendley (300).....WR.....Nebraska
- 12. Slayden, Steve (328).....QB.....Duke

1989 - NFL

- 1. Metcalf, Eric (13).....RB.....Texas (from Denver for Browns' 1st, 2nd, 5th and 9th round choices)
- 2. Tillman, Lawyer (31).....WR.....Auburn (from Green Bay along with 5th round choice for Browns' 3rd and 5th round choices, 1990 1st round choice and RB Herman Fontenot)
- 3. (Browns' choice to Green Bay, see round 2.)
- 4. Stewart, Andrew (107).....DE.....Cincinnati
- 5a. Kramer, Kyle (114).....S.....Bowling Green (from Green Bay, see 2.)
- 5b. Jones, Vernon (116).....WR.....Maryland (from Kansas City for LB Mike Junkin)
- 6. Wilkerson, Gary (160).....CB.....Penn State
- 7. Graybill, Mike (187).....OT.....Boston University
- 8. Aeilts, Rick (214).....TE.....S.E. Missouri State
- 9. (Browns' selection traded to Denver, see round 1.)
- 10. Buddenberg, John (274).....OT.....Akron
- 11. Plocki, Dan (301).....K.....Maryland
- 12. Brown, Marlon (328).....LB.....Memphis

1990 - NFL

- 1. (Browns' choice traded to Green Bay along with 1989 2nd, 3rd and 5th round choices and RB Herman Fontenot for Packers' 1989 second and 5th round choices)
- 2. Hoard, Leroy (45).....RB.....Michigan
- 3. Pleasant, Anthony (73).....DE.....Tennessee State
- 4. Barnett, Harlon (101).....S.....Michigan State
- 5. Burnett, Rob (129).....DE.....Syracuse
- 6. Hilliard, Randy (157).....CB.....Northwestern State (La.)
- 7a. Galbraith, Scott (178).....TE.....Southern California
- 7b. (Browns' choice traded to San Diego for RB Barry Redden)
- 8. Jones, Jock (212).....LB.....Virginia Tech
- 9. Rowell, Eugene (240).....WR.....Southern Mississippi
- 10. Wallace, Mike (268).....CB.....Jackson State
- 11. Gordon, Clements (296).....QB.....Grambling
- 12. Simien, Kerry (323).....WR.....Texas A&M - Kingsville

1991 - NFL

- 1. Turner, Eric (2).....S.....UCLA
- 2. King, Ed (29).....G.....Auburn
- 3. Jones, James (57).....DL.....Northern Iowa
- 4. Sagapolutele, Pio (85).....DL.....San Diego State
- 5. (Browns' choice traded to Miami for 1990 7th round choice)
- 6. Jackson, Michael (141).....WR.....Southern Mississippi
- 7. (Browns' choice traded to Green Bay for RB Brent Fullwood)
- 8. Conover, Frank (197).....DL.....Syracuse
- 9a. Irvin, Ray (225).....CB.....Central Florida
- 9b. Wiggins, Shawn (239).....WR.....Wyoming

- (from Seattle for DL Bob Buczkowski)
 10. Greenfield, Brian (252).....P.....Pittsburgh
 11. Jones, Todd (280).....OL.....Henderson State
 12. Austin, Elijah (308).....DL.....North Carolina State

1992 - NFL

1. Vardell, Tommy (9).....RB.....Stanford
 2a. (Brown's choice traded to Dallas along with Browns' 5th round choice for Cowboys' 2nd, 3rd, 6th, 8th and 12th round choices)
 2b. Rowe, Patrick (52).....WR.....San Diego State (choice from Dallas, see 2a.)
 3a. Johnson, Bill (65).....DL.....Michigan State
 3b. Dixon, Gerald (78).....LB.....South Carolina (choice from Dallas, see 2a.)
 4. (Brown's choice traded to Philadelphia for OL Ken Reeves)
 5. (Brown's choice to Dallas, see 2a.)
 6a. Smith, Rico (143).....WR.....Colorado (choice from Tampa Bay for Browns' 6th and 8th round choices)
 6b. (Brown's choice to Tampa Bay, see 6a.)
 7. Jones, Selwyn (177).....DB.....Colorado State
 8a. (Brown's choice from Dallas to Tampa Bay, see 6a.)
 8b. (Brown's choice to New England for OL Freddie Childress)
 9. Hill, Tim (233).....DB.....Kansas
 10. Lowe, Marcus (260).....DT.....Baylor
 11. Olobia, Augustin (289).....WR.....Washington State
 12a. McCant, Keithen (316).....QB.....Nebraska
 12b. Simpson, Tim (329).....OL.....Illinois (choice from Dallas, see 2a.)

1993 - NFL

- 1a. (Brown's choice traded to Denver for 1st and 3rd round choices)
 1b. Everitt, Steve (14).....C/G.....Michigan (from Denver, see 1a.)
 2. Footman, Dan (42).....DE.....Florida State
 3a. (Brown's choice traded to Detroit for DT Jerry Ball)
 3b. Caldwell, Mike (83).....LB.....Middle Tennessee State (from Denver, see 1a.)
 4. (Brown's choice traded to Chicago for C Jay Hilgenberg)
 5. Arvie, Herman (124).....OT.....Grambling
 6. McKenzie, Rich (153).....LB.....Penn State
 7. Hill, Travis (180).....LB.....Nebraska
 8. (Brown's choice traded to the L.A. Rams for LB Frank Starns)

1994 - NFL

- 1a. Langham, Antonio (9).....CB.....Alabama
 1b. Alexander, Derrick (29).....WR.....Michigan (from Philadelphia in exchange for the Browns' 2nd round choice and a 2nd round choice in the 1995 draft)
 2. (Brown's choice to Philadelphia, see 1b.)
 3. Bandison, Romeo (75).....DT.....Oregon
 4. (Brown's choice traded to Miami for OL Gene Williams)
 5. Booth, Issac (141).....DB.....California
 6. Strait, Robert (171).....FB.....Baylor
 7. Hewitt, Hamza (203).....OT.....Clemson

1995 - NFL

- 1a. (Brown's choice to San Francisco for 49ers' 1st, 3rd and 4th round choices and 1996 1st round pick)
 1b. Powell, Craig (30).....LB.....Ohio State (from San Francisco, see 1a.)
 2. (Brown's choice to Philadelphia along with 1994 2nd round choice for Eagles' 1994 1st round choice)
 3a. Zeier, Eric (84).....QB.....Georgia
 3b. Frederick, Mike (94).....DE.....Virginia (from San Francisco, see 1a.)
 4a. (Brown's choice traded to Jacksonville for 1995 5th round choice and 1996 6th round choice)
 4b. (Brown's choice traded to Philadelphia for 5th round choice and 1996 5th round choice)
 5a. Pupua, Tau (136).....DT.....Weber State (from Jacksonville, see 4a.)
 5b. Miller, Mike (147).....WR.....Notre Dame (from Philadelphia, see 4b.)
 6. (Brown's choice traded to San Diego for CB Donald Frank)
 7. Tellson, A.C. (231).....WR.....Miami (Fla.) (from New England for the Browns' 1995 7th round choice)

1999 - NFL

1. Couch, Tim (1).....QB.....Kentucky
 2a. Johnson, Kevin (32).....WR.....Syracuse
 2b. Abdullah, Rahim (45).....LB.....Clemson
 3a. McCutcheon, Dayton (62).....DB.....Southern California
 3b. Smith, Marquis (76).....DB.....California
 4a. (Brown's choice traded to San Francisco along with a 5th round choice for QB Ty Detmer and the 49ers' 4th round choice)
 4b. (Brown's choice traded to San Francisco for FB Marc Edwards)
 4c. Rainer, Wali (124).....LB.....Virginia (choice from San Francisco, see 4a.)
 5a. (Brown's choice traded to San Francisco, see 4a.)
 5b. Chiaverini, Darrin (148).....WR.....Colorado

- 6a. (Brown's choice traded to Seattle for two 6th round choices)
 6b. Spriggs, Marcus (174).....DT.....Troy (from Chicago for a 6th round and two 7th round choices)
 6c. Ogle, Kendall (187).....LB.....Maryland (from Seattle, see 6a.)
 6d. Dearth, James (191).....TE.....Tarleton State (from Seattle, see 6a.)
 7a. Hill, Madre (207).....RB.....Arkansas
 7b. (Brown's choice traded to Chicago, see 6b.)
 7c. (Brown's choice traded to Chicago, see 6b.)

2000 - NFL

1. Brown, Courtney (1).....DE.....Penn State
 2. Northcutt, Dennis (32).....WR.....Arizona
 3a. Prentice, Travis (63).....RB.....Miami (Ohio)
 3b. Dawson, JaJuan (75).....WR.....Tulane
 4a. Sanders, Lewis (95).....CB.....Maryland
 4b. Shea, Aaron (110).....TE.....Michigan
 5a. Malbrough, Anthony (130).....DB.....Texas Tech
 5b. Chapman, Lamar (146).....DB.....Kansas State
 6a. Wynn, Spergon (183).....QB.....Texas-San Marcos
 6b. Bedell, Brad (206).....OL.....Colorado
 7a. Savea, Manuia (207).....OL.....Arizona
 7b. Chandler, Eric (209).....DL.....Jackson State (from Chicago along with 7th round choice for three 7th round choices)
 7c. (Brown's choice traded to Chicago, see 7b.)
 7d. Barnes, Rashidi (225).....S.....Colorado (choice from Chicago, see 7b.)
 7f. (Brown's choice traded to Chicago, see 7b.)
 7g. (Brown's choice traded to Chicago, see 7b.)

2001 - NFL

1. Warren, Gerard (3).....DT.....Florida
 2. Morgan, Quincy (33).....WR.....Kansas State
 3. Jackson, James (65).....RB.....Miami (Fla.)
 4. Henry, Anthony (97).....DB.....South Florida
 5. Pharms, Jeremiah (134).....LB.....Washington
 6. James, Michael (165).....DB.....Texas A&M
 7a. Zukauskas, Paul (203).....OL.....Boston College
 7b. King, Andre (245).....WR.....Miami (Fla.) (compensatory selection)

2002 - NFL

1. Green, William (16).....RB.....Boston College
 2. Davis, Andre (47).....WR.....Virginia Tech
 3. Fowler, Melvin (76).....OL.....Maryland
 4a. Bentley, Kevin (101).....LB.....Northwestern
 4b. Taylor, Ben (111).....LB.....Virginia Tech
 4c. Sanders, Darnell (122).....TE.....Ohio State
 5. Davis, Andra (141).....LB.....Florida
 7. Gonzalez, Joaquin (227).....OL.....Miami (Fla.)

2003 - NFL

1. Faine, Jeff (21).....C.....Notre Dame
 2. Thompson, Chaun (52).....LB.....West Texas A&M
 3. Crocker, Chris (84).....DB.....Marshall
 4. Suggs, Lee, Jr. (115).....RB.....Virginia Tech
 5a. Pontbriand, Ryan (142).....LS.....Rice (from Minnesota for DL Stalin Colinet)
 5b. Lehan, Michael (152).....DB.....Minnesota
 6. Garay, Antonio (195).....DE.....Boston College

2004 - NFL

- 1a. Kellen Winslow (6).....TE.....Miami (Fla.) (from Detroit along with 2nd round choice for Lions' 1st round choice)
 1b. (Brown's choice traded to Detroit, see 1a.)
 2a. (Brown's choice traded to Detroit, see 1a.)
 2b. Jones, Sean (59).....S.....Georgia (from Indianapolis along with 3rd, 5th and 6th round choices for Colts' 2nd and 5th round choices)
 3. (Brown's choice traded to Indianapolis, see 2b.)
 4. McCowen, Luke (106).....QB.....Louisiana Tech
 5a. (Brown's choice traded to Indianapolis, see 2b.)
 5b. Gordon, Amon (161).....DL.....Stanford (from Indianapolis, see 2b.)
 6a. (Brown's choice traded to Indianapolis, see 2b.)
 6b. Chambers, Kirk (176).....OL.....Stanford (from Buffalo for TE Mark Campbell)
 7. Echemandu, Adimchinobe (208).....RB.....California

2005 - NFL

1. Edwards, Braylon (3).....WR.....Michigan
 2. Pool, Brodney (34).....DB.....Oklahoma
 3. Frye, Charlie (67).....QB.....Akron
 4. Perkins, Antonio (103).....DB.....Oklahoma
 5. McMillan, David (139).....DE/LB.....Kansas
 6a. Speegle, Nick (176).....LB.....New Mexico
 6b. Hoffman, Andrew (203).....DL.....Virginia (from Tampa Bay for QB Luke McCown)
 7. Dunn, Jonathan (217).....OL.....Virginia Tech

2006 - NFL

1. Wembley, Kamerion (13).....	LB.....	Florida State
2. Jackson, D'Qwell (34).....	LB.....	Maryland
3. Wilson, Travis (78).....	WR.....	Oklahoma
4a. Williams, Leon (110).....	LB.....	Miami (Fla.)
4b. Sowell, Isaac (112).....	OL.....	Indiana
5a. Harrison, Jerome (145).....	RB.....	Washington State
5b. Minter, Demario (152).....	DB.....	Georgia
6a. Vickers, Lawrence (180).....	FB.....	Colorado
6b. Oshinowo, Babatunde (181).....	DT.....	Stanford
7. Hamilton, Justin (222).....	ST.....	Virginia Tech

2007 - NFL

1a. Thomas, Joe (3).....	OT.....	Wisconsin
1b. Quinn, Brady (22).....	QB.....	Notre Dame (from Dallas for Browns 2nd round choice and 2008 1st round choice)
2a. (Browns' choice traded to Dallas, see 1b.)		
2b. Wright, Eric (53).....	DB.....	Nevada-Las Vegas (from Dallas along with 6th round choice for the Browns' 3rd, 4th and 6th round choices)
3. (Browns' choice traded to Dallas, see 2b.)		
4. (Browns' choice traded to Dallas, see 2b.)		
5. McDonald, Brandon (140).....	DB.....	Memphis
6a. (Browns' choice traded to Dallas, see 2b.)		
6b. Purcell, Meilla (200).....	DL.....	Hawaii (from Dallas along with a 7th round choice for Browns' 6th round choice)
7a. Pittman, Chase (213).....	DL.....	LSU
7b. Steptoe, Syndric (234).....	WR.....	Arizona (from Dallas, see 6b.)

2008 - NFL

1. (Browns' choice along with 2007 2nd round choice traded to Dallas for QB Brady Quinn)		
2. (Browns' choice traded to Green Bay for DE Corey Williams)		
3. (Browns' choice traded to Detroit for DL Shaun Rogers)		
4a. Bell, Beau (104).....	LB.....	Nevada-Las Vegas
4b. Rucker, Martin (111).....	TE.....	Missouri (from Dallas for Browns' 2009 3rd round choice)
5. (choice traded to Dallas along with 2008 fourth round pick to move up in the fourth round to select LB Beau Bell)		
6a. Rubin, Ahtyba (190).....	DT.....	Iowa State
6b. Hubbard, Paul (191).....	WR.....	Wisconsin (from Philadelphia for Browns' 2009 5th round choice)
7. Hall, Alex (231).....	LB.....	St. Augustine's

2009 - NFL

1a. (Browns' choice traded to N.Y. for Jets' 1st and 2nd round choices and DE Kenyon Coleman, DB Abram Elam and QB Brett Ratliff)		
1b. (Browns' choice traded to Tampa Bay for 1st and 6th round choices)		
1c. (Browns' choice traded to Philadelphia for 1st and 6th round choices)		
1d. Mack, Alex (21.....	C.....	California (from Philadelphia, see 1c.)
2a. Robiskie, Brian (36).....	WR.....	Ohio State
2b. Massaquoi, Mohamed (50).....	WR.....	Georgia (from Tampa Bay along with 2010 5th round selection for TE Keilen Winslow)
2c. Veikune, David (52).....	DE.....	Hawaii (from New York Jets, see 1a.)
4. Maiva, Kaluka (104).....	LB.....	Southern California
5. (Browns' choice traded to Philadelphia for 2008 6th round selection)		
6a. Carey, Don (177).....	DB.....	Norfolk State
6b. Francies, Coye (191).....	DB.....	San Jose State (from Tampa Bay, see 1b.)
6c. Davis, James (195).....	RB.....	Clemson (from Philadelphia, see 1c.)
7. (Browns' choice traded to Miami for DB Travis Daniels)		

2010 - NFL

1. Haden, Joe (7).....	DB.....	Florida
2a. Ward, T.J. (38).....	DB.....	Oregon
2b. Hardesty, Montario (59).....	RB.....	Tennessee (from Philadelphia for Browns' 3rd and two 5th round choices)
3a. (Browns' choice traded to Philadelphia, see 2b.)		
3b. McCoy, Colt (85).....	QB.....	Texas (from Oakland for LB Kamerion Wimbley)
3c. Lauava, Shawn (92).....	OL.....	Arizona State (from N.Y. Jets along with 5th round selection, WR Chansi Stuckey and LB Jason Trusnik for WR Braylon Edwards)
4. (Browns' choice traded to Philadelphia along with LB Alex Hall and 5th round choice for LB Chris Gocong and DB Sheldon Brown)		
5a. (Browns' choice traded to Philadelphia, see above 4.)		
5b. (Browns' choice traded to Philadelphia, see 2b.)		
5c. Asante, Larry (160).....	DB.....	Nebraska (from N.Y. Jets, see above 3c.)
6a. Mitchell, Carlton (177).....	WR.....	South Florida
6b. Geathers, Cliff (186).....	DL.....	South Carolina (from Carolina for DL Louis Leonard)
7. (Browns' choice traded to Detroit along with DL Corey Williams for 5th round selection, see above 2b.)		

2011 - NFL

1a. (Browns' choice traded to Atlanta for Falcons' 1st, 2nd and 4th round choices and 2012 1st and 4th round choices)		
1b. Taylor, Phil (21).....	DL.....	Baylor (from Kansas City for Browns' 1st and 3rd round choices)
2a. Sheard, Jabaal (37).....	DL.....	Pittsburgh
2b. Little, Greg (59).....	WR.....	North Carolina (from Atlanta, see 1a.)
3. (Browns' choice traded to Kansas City, see above 1b.)		
4a. Cameron, Jordan (102).....	TE.....	Southern California
4b. Marecic, Owen (124).....	FB.....	Stanford (from Atlanta, see 1a.)
5a. Skrine, Buster (137).....	DB.....	Chattanooga
5b. Pinkston, Jason (150).....	OL.....	Pittsburgh (from N.Y. Giants for two 6th round choices)
6a. (Browns' choice traded to N.Y. Giants, see 5b.)		
6b. (Browns' choice traded to N.Y. Giants, see 5b.)		
7a. (Browns' choice traded to Seattle for QB Seneca Wallace)		
7b. Hagg, Eric (248).....	DB.....	Nebraska (compensatory choice)

2012 - NFL

1a. Richardson, Trent (3).....	RB.....	Alabama (from Minnesota for Browns' 1st, 4th, 5th and 7th round choices)
1b. (Browns' choice traded to Minnesota, see 1a.)		
1c. Weeden, Brandon (22).....	QB.....	Oklahoma State (from Atlanta along with 4th round choice and Falcons' 2010 1st, 2nd and 4th round choices for Browns' 2011 1st round choice)
2. Schwartz, Mitchell (37).....	OL.....	California
3a. (Browns' choice traded to Denver for 3rd and 4th round choices)		
3b. Hughes, John (87).....	DL.....	Cincinnati (from Denver, see 3a.)
4a. Benjamin, Travis (100).....	WR.....	Miami (Fla.)
4b. (Browns' choice traded to Minnesota, see 1a.)		
4c. Johnson, James-Michael (120).....	LB.....	Nevada (from Denver, see 3a.)
5a. (Browns' choice traded to Minnesota, see 1a.)		
5b. Miller, Ryan (160).....	OL.....	Colorado
6a. (Browns' choice traded to Minnesota for DL Jayme Mitchell)		
6b. Acho, Emmanuel (204).....	LB.....	Texas (compensatory choice)
6c. Winn, Billy (205).....	DT.....	Boise State (compensatory choice)
7a. (Browns' choice traded to Minnesota, see 1a.)		
7b. Wade, Trevin (245).....	DB.....	Arizona (compensatory choice)
7c. Smalley, Brad (247).....	FB.....	Alabama (compensatory choice)

2012 NFL Supplemental Draft

2. Gordon, Josh (34).....	WR.....	Baylor
---------------------------	---------	--------

2013 - NFL

1. Mingo, Barkevious (6).....	LB.....	LSU
2. (Browns' choice exercised during 2012 Supplemental Draft)		
3. McFadden, Leon (68).....	DB.....	San Diego State
4. (Browns' choice traded to Pittsburgh for 2014 3rd round choice) (from Miami with WR Davone Bess and 7th round choice for Browns' 4th and 5th round choices)		
5a. (Browns' choice traded to Indianapolis for 2014 4th round choice)		
5b. (Browns' choice traded to Miami, see 4.)		
6. Slaughter, Jamoris (175).....	DB.....	Notre Dame
7a. Bryant, Armonty (217).....	DL.....	East Central (Okla.) (from Miami, see 4.)
7b. Gilkey, Garrett (227).....	OL.....	Chadron State (from San Francisco with 5th round choice for QB Colt McCoy and 6th round choice)

2014 - NFL

1a. (Browns' choice traded to Buffalo for 2014 1st round choice and 2015 1st and 4th round choices)		
1b. Gilbert, Justin (8).....	DB.....	Oklahoma State (from Minnesota for Browns' 1st and 5th round choices)
1c. (Browns' choice traded to Minnesota, see 1b.)		
1d. Manziel, Johnny (22).....	QB.....	Texas A&M (from Philadelphia for Browns' 1st and 3rd round choices)
1e. (Browns' choice traded to Philadelphia, see 1d.) (from Indianapolis for RB Trent Richardson)		
2. Bitonio, Joel (35).....	OL.....	Nevada
3a. Kirksey, Chris (71).....	LB.....	Iowa
3b. (Browns' choice traded to Philadelphia, see 1d.) (from Pittsburgh for Browns' 2013 4th round choice)		
3c. West, Terrance (94).....	RB.....	Towson (from San Francisco for Browns' 4th and 6th round choices)
4a. (Browns' choice traded to San Francisco, see 3c.)		
4b. Desir, Pierre (127).....	DB.....	Lindenwood (from Indianapolis for Browns' 2013 5th round choice)
5. (Browns' choice traded to Minnesota, see 1b.)		

6. (Browns' choice traded to San Francisco, see 3c.)
 7. (Browns' choice traded to Baltimore for 2015 6th round choice)

2015 - NFL

- 1a. Shelton, Danny (12).....DL.....Washington
 1b. Erving, Cameron (19).....OL.....Florida State
 (from Buffalo, see 2014 1a.)
 2a. (Browns' choice traded to Houston with 7th round choice for 2nd, 4th and 6th round choices)
 2b. Orchard, Nate (51).....LB.....Utah
 (from Houston, see 2a.)
 3a. Johnson, Duke (77).....RB.....Miami (Fla.)
 3b. Cooper, Xavier (96).....DL.....Washington State
 (from New England with 7th round choice for Browns' 4th, 5th and 6th round choices)
 4a. (Browns' choice traded to New England, see 3b.)
 4b. Ibraheem Campbell (115).....DB.....Northwestern
 4c. (Browns' choice traded to Arizona for 4th, 6th and 7th round choices)
 4d. Mayle, Vince (123).....WR.....Washington State
 (from Arizona, see 4c.)
 6a. Gaines, Charles (189).....DB.....Louisville
 6b. Johnson, Malcolm (195).....FB.....Mississippi State
 (from Houston, see 2a.)
 6c. Telfer, Randall (198).....TE.....Southern California
 (from Arizona, see 4c.)
 7a. Pullard, Hayes (219).....LB.....Southern California
 (from New England, see 3b.)
 7b. Ekpre-Olorun, Ifo (241).....DB.....Oregon
 (from Arizona, see 4c.)

2016 - NFL

- 1a. (Browns' choice and 2017 4th round choice traded to Philadelphia for 2016 1st, 3rd and 4th round choices and 2017 1st and 2018 2nd round choices)
 1b. (Browns' choice and 6th round choice traded to Tennessee for 2016 1st and 3rd round choices and 2017 2nd round choice)
 1c. Coleman, Corey (15).....WR.....Baylor
 (from Tennessee, see 1b.)
 2. Ogbah, Emmanuel (32).....LB.....Oklahoma State
 3a. Nassib, Carl (65).....DL.....Penn State
 3b. Coleman, Shon (76).....OL.....Auburn
 (from Tennessee, see 1b.)
 3c. (Browns' choice and 5th round choice traded to Carolina for 3rd, 4th and 5th round choices)
 3d. Kessler, Cody (93).....QB.....Southern California
 (from Carolina, see 3c.)
 4a. Schobert, Joe (99).....LB.....Wisconsin
 4b. (Browns' choice traded to Oakland for 4th and 5th round choices)
 4c. Louis, Ricardo (114).....WR.....Auburn
 (from Oakland, see 4b.)
 4d. Kindred, Demick (129).....DB.....Texas Christian
 (from Carolina, see 3c.)
 4e. DeValve, Seth (138).....TE.....Princeton
 (compensatory choice)
 5a. (Browns' choice traded to Carolina, see 3c.)
 5b. Payton, Jordan (154).....WR.....UCLA
 (from Oakland, see 4b.)
 5c. Drango, Spencer (168).....OL.....Baylor
 (from Carolina, see 3c.)
 5d. Higgins, Rashard (172).....WR.....Colorado State
 (compensatory choice)
 5e. Caldwell, Trey.....DB.....Louisiana-Monroe
 (compensatory choice)
 6. (Browns' choice traded to Tennessee, see 1b.)
 7a. (Browns' choice traded to Miami for 7th round choice and DB Jamar Taylor)
 7b. Wright III, Scooby.....LB.....Arizona
 (from Miami, see 7a.)

2017 - NFL

- 1a. Garrett, Myles (1).....DL.....Texas A&M
 1b. (Browns' choice traded to Houston for 2017 and 2018 1st round choices, from Philadelphia, see 2016 1a.)
 1c. Peppers, Jabrill (25).....DB.....Michigan
 (from Houston, see 1b.)
 1d. Njoku, David (29).....TE.....Miami (Fla.)
 (from Green Bay for Browns' 2017 2nd and 4th round picks)
 2a. (Browns' choice traded to Green Bay, see 1d.)
 2b. Kizer, DeShone (52).....QB.....Notre Dame
 (from Tennessee, see 2016 1b.)
 3a. Ogunjobi, Larry (65).....DL.....Charlotte
 3b. (Browns' compensatory choice traded to New England in 2016 for LB Jamie Collins)
 4a. (Browns' choice traded to Green Bay, see 1d.)
 4b. Wilson, Howard (126).....DB.....Houston
 (from Denver along with 2017 7th round choice for two Browns' 2017 5th round choices)
 4c. (Browns' compensatory choice traded to Philadelphia, see 2016 1a.)
 4d. (Browns' compensatory choice traded to Houston for 2017 6th round

- choice, 2018 2nd round choice and QB Brock Osweiler)
 5a. (Browns' choice traded to Denver, see 4b.)
 5b. Johnson, Rod (160).....OL.....Florida State
 (from New York Jets along with 2017 7th round choice for Browns' 2017 5th and 6th round choices)
 5c. (Browns' choice traded to Denver, see 4b. choice from New England in 2016 for LB Barkevious Mingo)
 5d. (Browns' choice traded to New York Jets, see 5b.)
 6a. Brantley, Caleb (185).....DL.....Florida
 6b. (Browns' choice traded to New York Jets, see 5b. choice from Houston, see 4d)
 7a. (Browns' choice traded to San Francisco in 2015 for P Andy Lee)
 7b. Gonzalez, Zane (219).....K.....Arizona State
 (from New York Jets 5b)
 7c. Dayes, Matthew (252).....RB.....North Carolina State
 (from Denver 4b)

2018 - NFL

- 1a. Mayfield, Baker (1).....QB.....Oklahoma
 1b. Ward, Denzel (4).....DB.....Ohio State
 (from Houston, see 2017 1b.)
 2a. Corbett, Austin (33).....OL.....Nevada
 2b. Chubb, Nick (35).....RB.....Georgia
 (from Houston, see 2017 4d.)
 2c. (Browns' choice traded to Indianapolis for 3rd and 6th round choices, choice from Philadelphia, see 2016 1a.)
 3a. (Browns' choice traded to Buffalo for QB Tyrrod Taylor)
 3b. Thomas, Chad (67).....DL.....Miami (Fla.)
 4a. (Browns' choice, 5th round pick and QB DeShone Kizer traded to Green Bay for 4th and 5th round choices and DB Damarious Randall)
 4b. Callaway, Antonio (105).....WR.....Florida
 (from New England for Browns' 4th and 6th round choices)
 4c. (Browns' choice traded to New England, see 4b., choice from Green Bay, see 4a.)
 5a. (Browns' choice traded to Green Bay, see 4a.)
 5b. Avery, Genard (150).....LB.....Memphis
 (from Green Bay, see 4a.)
 6a. Ratley, Damion (175).....WR.....Texas A&M
 6b. (Browns' choice traded to New England, see 4c., choice from Indianapolis, see 2c.)
 6c. Thomas, Simeon (188).....DB.....Louisiana-Lafayette
 (from Washington for QB Kevin Hogan and 6th round choice)
 6d. (Browns' choice traded to Washington, see 6c.)
 7. (Browns' choice and DB Jason McCourty traded to New England for 6th round choice)

2019 - NFL

1. (Browns' choice, OL Kevin Zeitler, DB Jabrill Peppers and 3rd round choice traded to New York Giants for WR Odell Beckham Jr. and DL Olivier Vernon)
 2a. Williams, Greedy (46).....DB.....Louisiana State
 (from Indianapolis Colts for Browns' 2019 2nd and 5th round choices)
 2b. (Browns' choice traded to Indianapolis, see 2a.)
 3. Takitaki, Stone (80).....LB.....Brigham Young
 4. Redwine, Sheldrick (119).....DB.....Miami (Fla.)
 5a. (Browns' choice traded to Indianapolis, see 2a.)
 (from Jacksonville Jaguars for RB Carlos Hyde)
 5b. Wilson, Mack (155).....LB.....Alabama
 5c. Seibert, Austin (170).....K.....Oklahoma
 (from New England for WR Josh Gordon and 7th round choice)
 6. Forbes, Drew (189).....T.....Southeast Missouri State
 7a. Lewis Jr., Donnie (221).....CB.....Tulane
 (from Jacksonville Jaguars for QB Cody Kessler)
 7b. (Browns' choice traded to New Orleans Saints for DL Devaroe Lawrence)

2020 - NFL

1. Wills Jr., Jedrick (10).....T.....Alabama
 2a. (Browns' choice traded to Indianapolis Colts for 2020 2nd and 5th round picks.)
 2b. Delpit, Grant (44).....S.....Louisiana State
 (from Indianapolis, see 2a.)
 3a. (Browns' choice and 2020 7th round pick traded to New Orleans Saints for 2020 3rd and 2021 3rd round pick)
 3b. Elliott, Jordan (88).....DT.....Missouri
 (from New Orleans, see 3a.)
 3c. Phillips, Jacob (97).....LB.....Louisiana State
 (from Houston Texans for RB Duke Johnson Jr.)
 4. Bryant, Harrison (115).....TE.....Florida Atlantic
 5a. (Browns' choice and 2020 6th round pick traded to Buffalo Bills for G Wyatt Teller and a 2021 7th round pick)
 5b. Harris, Nick (160).....C.....Washington
 (from Indianapolis Colts, see 2a.)
 6a. Peoples-Jones, Donovan (187) WR.....Michigan
 (from Arizona Cardinals for DB Jamar Taylor)
 6b. (Browns' choice traded to Buffalo, see 5a.)
 7. (Browns' choice traded to Tennessee Titans for WR Taywan Taylor)

2021 - NFL

1. Newsome II, Greg (26)..... CB..... Northwestern
 2a. Owusu-Koramoah, Jeremiah (52).....LB.....Notre Dame
 (from Carolina for Browns' 2021 2nd and 4th round pick)
 2b. (Browns' choice traded to Carolina, see 2a)
 3a. Schwartz, Anthony (91)..... WR..... Auburn
 (from New Orleans, see 2020 3a.)
 4a. Hudson, James (110)..... T..... Cincinnati
 (from Philadelphia for LB Genard Avery)
 4b. (Browns' choice traded along with 7th round pick to Detroit for 2021
 5th and 2022 4th round picks)
 4c. Togiai, Tommy (132)..... DT..... Ohio State
 (from Detroit, see 4b)
 5a. Fields, Tony (153)..... LB..... West Virginia
 (from Detroit, see 4b.)
 5b. LeCounte, Richard (169)..... S..... Georgia
 (from Los Angeles Rams for C Austin Corbett)
 6a. Felton, Demetric (211)..... RB..... UCLA
 7. (Browns' choice traded to Detroit, see 4b)

2022 - NFL

1. (Browns' choice traded to Houston along with 2022 4th, 2023 1st,
 2023 and 2024 1st and 2024 4th round picks for QB Deshaun Watson
 and 2024 6th round pick)
 2. (Browns' choice traded to Houston for 2022 3rd, 4th and 4th pick)
 3a. Emerson, Martin (68)..... CB..... Mississippi State
 (from Houston, see 2)
 3b. Wright, Alex (78)..... DE..... UAB
 3c. Bell, David (99)..... WR..... Purdue
 (compensatory pick)
 4a. Winfrey, Perrion (108)..... DT..... Oklahoma
 (from Houston, see 2)
 4b. (Browns' choice traded to Minnesota for 2022 5th round and 2023
 4th round pick)
 4c. York, Cade (124)..... K..... Louisiana State
 (from Houston, see 2)
 5a. (Browns' choice along with 2022 6th round pick traded to Dallas for
 WR Amari Cooper and 2022 6th round pick)
 5b. Ford, Jerome (156)..... RB..... Cincinnati
 (from Minnesota, see 4b)
 6a. (Browns' choice traded to Dallas, see 5a)
 6b. Woods, Michael (202)..... WR..... Oklahoma
 (from Dallas, see 5a)
 7a. Thomas, Isaiah (223)..... DE..... Oklahoma
 (from Detroit for QB David Blough and Browns' 2022 7th round pick)
 7b. Deaton, Dawson (246)..... OL..... Texas Tech
 (from Buffalo for QB Case Keenum)
 7c. (Browns choice traded to Detroit, see 7a.)

2023 - NFL

1. (Browns' choice traded to Houston , see 2022 1.)
 2. (Browns' choice traded to New York Jets for WR Elijah Moore and
 2023 3rd round pick, see 3b)
 3a. (Browns' choice traded to Houston , see 2022 1.)
 3b. Tillman, Cedric (74)..... WR..... Tennessee
 (from New York Jets, see 2.)
 3c. Ika, Siaki (98)..... DT..... Baylor
 (compensatory pick)
 4a. Jones, Dawand (111)..... T..... Ohio State
 4b. McGuire, Isaiah (126)..... DE..... Missouri
 (from Minnesota, see 2022 4b.)
 5a. Thompson-Robinson, Dorian (140).....QB..... UCLA
 (from Los Angeles Rams for CB Troy Hill)
 5b. Mitchell, Cameron (142)..... CB..... Northwestern
 6. Wypier, Luke (202)..... C..... Ohio State
 7. (Browns choice traded to Baltimore for 2024 6th round pick)

DRAFT CHOICES BY COLLEGE (UPDATED THROUGH 2022 DRAFT)

Abilene Christian2	Eastern Kentucky2	Louisville.....3	Oregon State3	Texas-El Paso3
Adams State1	Edinboro1	Loyola Marymount2	Pacific7	Texas-San Marcos.....3
Akron3	Elizabeth City State2	Maine.....2	Pennsylvania2	Texas Tech.....6
Alabama12	Evansville1	Marshall3	Penn State10	Toledo8
Alabama A&M.....1	Florida.....12	Maryland.....14	Pittsburgh14	Towson1
Arizona15	Florida A&M.....1	Md. Eastern Shore2	Princeton2	Trinity.....1
Arizona State7	Florida Atlantic.....1	Massachusetts.....3	Purdue23	Troy.....1
Arkansas.....8	Florida State15	McMurry.....1	Rice8	Tufts.....1
Army1	Fresno State2	Memphis8	Rutgers9	Tulane.....9
Auburn9	Georgetown Coll. (Ky.)...1	Miami (Fla.)16	St. Augustine's.....1	Tulsa4
Austin.....1	Georgia.....13	Miami (Ohio).....8	St. Mary's.....1	Tuskegee1
Baldwin-Wallace1	Georgia Tech5	Michigan19	Sam Houston State1	UAB1
Ball State1	Grambling9	Michigan State.....20	San Diego State7	UCLA9
Baylor21	Grand Valley State1	Middle Tennessee St.1	San Francisco1	Utah4
Bemidji State1	Hampden-Sydney1	Minnesota7	San Jose State4	Utah State1
Bluffton1	Harding1	Mississippi12	Santa Barbara1	Vanderbilt.....5
Boise State1	Hardin-Simmons.....2	Mississippi State.....9	Santa Clara3	Villanova4
Boston College9	Hawaii3	Missouri8	Shaw2	Virginia.....9
Boston University5	Heidelberg1	Missouri Valley.....1	South Carolina.....5	Virginia Military2
Bowling Green10	Henderson State1	Morehead State1	South Carolina State1	Virginia Tech.....8
Brigham Young1	Houston7	Morgan State.....3	South Florida.....2	Wake Forest.....6
Brown1	Idaho.....2	Muhlenberg.....1	Southeast Missouri St.2	Washington6
California9	Illinois.....14	Murray State.....2	Southeastern Louisiana2	Washington State7
California State (Pa.)....1	Illinois State2	Nebraska16	Southern3	Washington (St. Louis)1
Capital1	Indiana.....7	Nevada3	Southern California.....20	Washington & Lee.....1
Carson-Newman.....1	Iowa8	Nevada-Las Vegas3	Southern Con. State.....1	Wayne State.....1
Central Florida1	Iowa State5	New Mexico2	Southern Methodist10	Waynesburg.....1
Central Michigan1	Iowa State Teacher's1	New Mexico State2	Southern Mississippi7	Weber State.....1
Central Missouri1	Jackson State.....3	Nicholls State1	Southwestern Okla St.1	West Alabama1
Chadron State1	John Carroll4	Norfolk State.....1	Stanford10	West Texas A&M3
Chattanooga3	Johnson C. Smith2	North Carolina8	Stephen F. Austin1	West Virginia6
Chico State1	Kansas9	North Carolina Central.....3	Sterling1	Western Kentucky2
Cincinnati4	Kansas State6	North Carolina State.....6	Superior State1	Western Illinois2
Charlotte1	Kent State.....5	North Dakota State.....2	Syracuse12	Western Michigan.....2
Clarion1	Kentucky.....7	North Texas4	Tampa.....1	Western Reserve1
Clemson9	Langston (Okla.).....1	Northern Colorado1	Tarleton State1	Wichita.....1
Colorado15	Lehigh.....2	Northern Iowa.....1	Temple5	William & Mary2
Colorado State3	Lenoir-Rhyne.....1	Northern Michigan1	Tennessee13	Winston-Salem State.....1
Dartmouth.....1	Lewis & Clark1	Northwestern8	Tennessee-Martin1	Wisconsin10
Dayton3	Liberty1	Northwestern Okla.....1	Tennessee State.....5	Wisconsin-La Crosse2
Defiance1	Lincoln (Mo.).....1	Northwestern State.....4	Tennessee Tech.....1	Wisconsin-River Falls.....1
Denver1	Lindenwood1	Notre Dame.....16	Texas12	Wisconsin-Whitewater1
Detroit Mercy2	Los Angeles State1	Ohio2	Texas-Arlington.....2	Wittenberg1
Duke11	Louisiana-Lafayette1	Ohio State37	Texas A&M15	Wyoming.....3
East Carolina.....2	Louisiana Monroe.....1	Oklahoma18	Texas A&M Kingsville2	Xavier6
East Central (Okla.).....2	Louisiana State.....13	Oklahoma State.....8	Texas A&M Comm.....1	Youngstown State.....1
East Tennessee St.1	Louisiana Tech.....2	Oregon.....6	Texas Christian6	

STAFF

PLAYERS

2021 SEASON

HISTORY

RECORDS

GAME DAY

1999 EXPANSION DRAFT

1. OL Jim Payne (Detroit); 2. DE Hurvin McCormack (Dallas); 3. OL Scott Rehberg (New England); 4. WR Damon Gibson (Cincinnati); 5. C Steve Gordon (San Francisco); 6. LB/FB Tarek Saleh (Carolina); 7. OL Jeff Buckley (Miami); 8. LB Jason Kyle (Seattle); 9. DE Rod Manuel (Pittsburgh); 10. LB Lenoy Jones (Tennessee); 11. DB Tim McTyer (Philadelphia); 12. LB Elijah Alexander (Indianapolis); 13. OT Pete Swanson (Kansas City); 14. DB Jerome Williams (San Diego); 15. DB Marlon Forbes (Chicago); 16. WR Justin Armour (Denver); 17. OL Paul Wiggins (Washington); 18. DB Duane Butler (Minnesota); 19. WR Fred Brock (Arizona); 20. DB Kory Blackwell (New York Giants); 21. DB Kevin Devine (Jacksonville); 22. DB Ray Jackson (Buffalo); 23. OL Jim Bumtrain (New York Jets); 24. OL Ben Cavin (Baltimore); 25. RB Michael Blair (Green Bay); 26. DL Antonio Anderson (Dallas); 27. OL Orlando Bobo (Minnesota); 28. LB James Williams (San Francisco); 29. QB Scott Milanovich (Tampa Bay); 30. DB Eric Stokes (Seattle); 31. RB Ronald Moore (Arizona); 32. FB Clarence Williams (Buffalo); 33. WR Freddie Solomon (Philadelphia); 34. DB Brandon Sanders (New York Giants); 35. DL Mike Thompson (Cincinnati); 36. RB Jerris McPhail (Detroit); 37. CB Antonio Langham (San Francisco).

FREE AGENCY

2023

Players Signed by Browns: LB Matthew Adams (Chicago); TE Jordan Akins (Houston); QB Joshua Dobbs (Tennessee); CB Mike Ford (Atlanta); DT Trysten Hill (Dallas); DE Maurice Hurst (San Francisco); G Wes Martin (Washington); DE Ogbo Okoronkwo (Houston); S Juan Thornhill (Kansas City); DT Dalvin Tomlinson (Minnesota).

Former Browns Players Signed by Other Clubs: QB Jacoby Brissett (Washington); TE Pharaoh Brown (Indianapolis); DT Taven Bryan (Indianapolis); LB Tae Davis (Atlanta); G Hjalte Froholdt (Arizona); RB D'Ernest Johnson (Jacksonville); CB Greedy Williams (Philadelphia); DE Chase Winovich (Houston).

2022

Players Signed by Browns: P Corey Bojorquez (Green Bay); QB Jacoby Brissett (Miami); DT Taven Bryan (Jacksonville); QB Josh Dobbs (Pittsburgh); WR Jakeem Grant (Chicago); C Ethan Pocic (Seattle); DE Isaac Rochell (Indianapolis); DE Stephen Weatherly (Minnesota).

Former Browns Players Signed by Other Clubs: WR Rashard Higgins (Carolina); FB Andy Janovich (Houston); LB Elijah Lee (Kansas City); S M.J. Stewart (Houston).

2021

Players Signed by Browns: DE Jadeveon Clowney (Tennessee); CB Troy Hill (LA Rams); Malik Jackson (Philadelphia); S John Johnson III (LA Rams); Takkari McKinley (Las Vegas); DT Damion Square (LA Chargers); LB Anthony Walker (Indianapolis).

Former Browns Players Signed by Other Clubs: CB Kevin Johnson (Tennessee); S Karl Joseph (Las Vegas); T Kendall Lamm (Tennessee); CB Terrance Mitchell (Houston); DT Larry Ogunjobi (Cincinnati); DT Vincent Taylor (Houston).

2020

Players Signed by Browns: DT Andrew Billings (Cincinnati); DE Adrian Clayborn (Atlanta); T Jack Conklin (Tennessee); LB B.J. Goodson (Green Bay); TE Austin Hooper (Atlanta); CB Kevin Johnson (Houston); S Karl Joseph (Oakland); QB Case Keenum (Washington); S Andrew Sendejo (Minnesota).

Former Browns Players Signed by Other Clubs: CB T.J. Carrie (Indianapolis); TE Demetrius Harris (Chicago); LB Christian Kirksey (Green Bay); G Eric Kush (Las Vegas); S Damarious Randall (Las Vegas); LB Joe Schobert (Jacksonville).

2019

Players Signed by Browns: TE Demetrius Harris (Kansas City); OL Eric Kush (Chicago); OL Kendall Lamm (Houston); DL Sheldon Richardson (Minnesota); LB Adarius Taylor (Tampa Bay).

Former Browns Players Signed by Other Clubs: DB E.J. Gaines (Buffalo); WR Breshad Perriman (Tampa Bay); QB Tyrod Taylor (Los Angeles Chargers); OL Earl Watford (Tampa Bay).

2018

Players Signed by Browns: DB T.J. Carrie (Oakland); TE Darren Fells (Detroit); DB E.J. Gaines (Buffalo); OL Chris Hubbard (Pittsburgh); RB Carlos Hyde (San Francisco); WR Jeff Janis (Green Bay); DB Terrance Mitchell (Kansas City); DL Chris Smith (Cincinnati); QB Drew Stanton (Arizona); OL Donald Stephenson (Denver).

Former Browns Players Signed by Other Clubs: RB Isaiah Crowell (New York Jets); OL Marcus Martin (Dallas).

2017

Players Signed by Browns: WR Kenny Britt (Los Angeles Rams); OL Matt McCants (Chicago); OL JC Tretter (Green Bay); OL Kevin Zeitler (Cincinnati).

Former Browns Players Signed by Other Clubs: DB Jordan Poyer (Buffalo); WR Terrelle Pryor Sr. (Washington).

2016

Players Signed by Browns: LB Demario Davis (New York Jets).

Former Browns Players Signed by Other Clubs: DB Johnson Bademosi (Detroit); WR Travis Benjamin (San Diego); DB Tashaun Gipson (Jacksonville); OL Alex Mack (Atlanta); LB Craig Robertson (New Orleans); OL Mitchell Schwartz (Kansas City).

2015

Players Signed by Browns: TE Rob Housler (Arizona); DB Tramon Williams (Green Bay).

Former Browns Players Signed by Other Clubs: WR Miles Austin (Philadelphia); TE Jordan Cameron (Miami); QB Brian Hoyer (Houston); DL Ahtyba Rubin (Seattle); LB Jabaal Sheard (New England); DB Buster Skrine (New York Jets).

2014

Players Signed by Browns: DB Aaron Berry (New York Jets); LB Karlos Dansby (Arizona); TE Jim Dray (Arizona); WR *Andrew Hawkins (Cincinnati); DB Jim Leonhard (Buffalo); OL Paul McQuistan (Seattle); RB Ben Tate (Houston); DB Donte Whitner (San Francisco).

Former Browns Players Signed by Other Clubs: OL Oniel Cousins (Tampa Bay); OL Shawn Lauvao (Washington); DB T.J. Ward (Denver).
Note: *Restricted free agent

2013

Players Signed by Browns: TE Gary Barnidge (Carolina); DL Desmond Bryant (Oakland); OL Rashad Butler (Houston); QB Jason Campbell (Chicago); K Shayne Graham (Houston); LB Quentin Groves (Arizona); LB Paul Kruger (Baltimore); DB Chris Owens (Atlanta).

Former Browns Players Signed by Other Clubs: WR Joshua Cribbs (Oakland); K Phil Dawson (San Francisco); QB Josh Johnson (Cincinnati); LB Kaluka Maiava (Oakland); WR Mohamed Massaquoi (Jacksonville); DL Frostee Rucker (Arizona); TE Alex Smith (Cincinnati); DB Ray Ventrone (San Francisco); TE Benjamin Watson (New Orleans).

2012

Players Signed by Browns: DL Frostee Rucker (Cincinnati); DL Juqua Parker (Philadelphia).

Former Browns Players Signed by Other Clubs: DB Mike Adams (Denver); OL Artis Hicks (Miami); RB Peyton Hillis (Kansas City); OL Steve Vallos (Philadelphia).

2011

Players Signed by Browns: RB Brandon Jackson (Green Bay); DB Dimitri Patterson (Philadelphia); DB Usama Young (New Orleans).

Former Browns Players Signed by Other Clubs: DB Abram Elam (Dallas); DB Sabby Piscitelli (Kansas City); WR Chansi Stuckey (Arizona); LB Jason Trusnik (Miami); FB Lawrence Vickers (Houston); OL Floyd Womack (Arizona); DB Eric Wright (Detroit).

2010

Players Signed by Browns: LB Scott Fujita (New Orleans); OL Tony Pashos (San Francisco); TE Benjamin Watson (New England).

Former Browns Players Signed by Other Clubs: TE Michael Gaines (Houston); OL Rex Hadnot (Arizona).

2009

Players Signed by Browns: LB Eric Barton (New York Jets); LB David Bowens (New York Jets); DB Corey Ivy (Baltimore); DL C. J. Mosley (New York Jets); DB Hank Poteat (New York Jets); OL John St. Clair (Chicago); OL Floyd Wornack (Seattle).

Former Browns Players Signed by Other Clubs: LB Andra Davis (Denver); DB Travis Daniels (Kansas City); TE Darnell Dinkins (New Orleans); DB Sean Jones (Philadelphia); OL Seth McKinney (Buffalo); RB Jason Wright (Arizona); OL Scott Young (Denver).

2008

Players Signed by Browns: OL Rex Hadnot (Miami); LB Shantee Orr (Jacksonville); WR Donté Stallworth (New England).

Former Browns Players Signed by Other Clubs: DB Ricardo Colclough (Carolina); DL *Simon Fraser (Atlanta); LB Matt Stewart (Arizona); LB Chau Thompson (Houston).

Note: *Restricted free agent

2007

Players Signed by Browns: RB Jamal Lewis (Baltimore); OL Seth McKinney (Miami); LB Antwan Peek (Houston); OL Eric Steinbach (Cincinnati); DL Robaire Smith (Tennessee); DT *Shaun Smith (Cincinnati); DB Kenny Wright (Washington).

Former Browns Players Signed by Other Clubs: DE Alvin McKinley (Denver); WR Dennis Northcutt (Jacksonville); S Brian Russell (Seattle); FB Terrelle Smith (Arizona).

Note: *Restricted free agent

2006

Players Signed by Browns: OL LeCharles Bentley (New Orleans); TE Darnell Dinkins (Baltimore); OL Bob Hallen (San Diego); WR Joe Jurevicius (Seattle); LB Willie McGinest (New England); OL Kevin Shaffer (Atlanta); NT Ted Washington (Oakland); P Dave Zastudil (Baltimore).

Former Browns Players Signed by Other Clubs: WR Antonio Bryant (San Francisco); TE Keith Heinrich (Miami); LB Kenard Lang (Denver); DB Michael Lehan (Miami); OL Mike Pucillo (Washington); TE Aaron Shea (San Diego); OL L.J. Shelton (Miami); LB Ben Taylor (Green Bay).

2005

Players Signed by Browns: OL Joe Andruzzi (New England); DB Gary Baxter (Baltimore); OL Cosey Coleman (Tampa Bay); DL Jason Fisk (San Diego); P Kyle Richardson (Cincinnati); DB *Brian Russell (Minnesota); LB Matt Stewart (Atlanta).

Former Browns Players Signed by Other Clubs: LB *Kevin Bentley (Seattle); OL Damion Cook (Miami); LB Barry Gardner (New York Jets); OL *Joaquin Gonzalez (Indianapolis); DB Anthony Henry (Dallas); QB Kelly Holcomb (Buffalo); LB Warrick Holdman (Washington); DB Lewis Sanders (Houston).

Note: *Restricted free agent

2004

Players Signed by Browns: DL Ebenezer Ekuban (Dallas); QB Jeff Garcia (San Francisco); OL Kelvin Garmon (San Diego); LB Warrick Holdman (Chicago); FB Terrelle Smith (New Orleans).

Former Browns Players Signed by Other Clubs: P Chris Gardocki (Pittsburgh); OL Shaun O'Hara (New York Giants); DB Lewis Sanders (Jacksonville); OL Barry Stokes (New York Giants).

2003

Players Signed by Browns: LB Barry Gardner (Philadelphia).

Former Browns Players Signed by Other Clubs: OL Dave Wohlabaugh (St. Louis); LB Earl Holmes (Detroit); DB Cory Fuller (Baltimore); LB Dwayne Rudd (Tampa Bay); DB Chris Akins (New England); LS Ryan Kuehl (New York Giants).

2002

Players Signed by Browns: S Robert Griffith (Minnesota); LB Earl Holmes (Pittsburgh); DL Kenard Lang (Washington); WR Chris Sanders (Tennessee); OL Barry Stokes (Green Bay); OL Ryan Tucker (St. Louis).

Former Browns Players Signed by Other Clubs: DE Keith McKenzie (Chicago); OL Roman Oben (Tampa Bay); O.J. Santiago (Minnesota); DL Greg Spires (Tampa Bay).

2001

Players Signed by Browns: LB Brant Boyer (Jacksonville); TE Ricky Dudley (Oakland); RB Curtis Enis (Chicago); QB Kelly Holcomb (Indianapolis); LB Dwayne Rudd (Minnesota); FB Mike Sellers (Washington); DT Mark Smith (Arizona); OL Ross Verba (Green Bay).

Former Browns Players Signed by Other Clubs: FB Marc Edwards (New England); WR David Patten (New England).

2000

Players Signed by Browns: DB Percy Ellsworth (New York Giants); OL Everett Lindsay (Baltimore); DE Keith McKenzie (Green Bay); LB Marty Moore (New England); OT Roman Oben (New York Giants); WR David Patten (New York Giants); RB Errict Rhett (Baltimore); DL Orpheus Roye (Pittsburgh).

Former Browns Players Signed by Other Clubs: OL Orlando Bobo (Baltimore); T Lomas Brown (New York Giants); CB Antonio Langham (New England); QB Jamie Martin (Jacksonville); CB Ryan McNeil (Dallas); DB Marquez Pope (Oakland); OL Scott Rehberg (Cincinnati); WR Leslie Shepherd (Miami); LB-DE John Thierry (Green Bay).

1999

Players Signed by Browns: DE Derrick Alexander (Minnesota); DT Jerry Ball (Minnesota); T Lomas Brown (Arizona); T Orlando Brown (Baltimore); CB Corey Fuller (Minnesota); P Chris Gardocki (Indianapolis); DT Darius Holland (Detroit); DT John Jurkovic (Jacksonville); RB Terry Kirby (San Francisco); CB Ryan McNeil (St. Louis); LB Jamir Miller (Arizona); DB Marquez Pope (San Francisco); WR Leslie Shepherd (Washington); LB John Thierry (Chicago); C Dave Wohlabaugh (New England).

1995

Players Signed by Browns: DT Tim Goad (New England); WR Andre Rison (Atlanta); CB Johnny Thomas (Washington); RB Lorenzo White (Houston).

Former Browns Players Signed by Other Clubs: RB Randy Baldwin (Carolina); DT James Jones (Denver); LB Frank Stams (Carolina).

Note: lost WR Mark Carrier to Carolina in expansion draft.

1994

Players Signed by Browns: LB Carl Banks (Washington); RB Earnest Byner (Washington); CB Don Griffin (San Francisco); TE Walter Reeves (Arizona); QB Mark Rypien (Washington); OL Mike Withycombe (San Diego).

Former Browns Players Signed by Other Clubs: P Brian Hansen (New York Jets); CB Randy Hilliard (Denver); LB Mike Johnson (Detroit); LB Clay Matthews (Atlanta).

1993

Players Signed by Browns: WR Mark Carrier (Tampa Bay); OL Houston Hoover (Atlanta); WR Hassan Jones (Minnesota); CB Najee Mustata

TRANSITION TAGGED PLAYERS**2013** - OL Alex Mack.**FRANCHISE TAGGED PLAYERS****2011** - K Phil Dawson, **2012** - K Phil Dawson, **2021** - TE David Njoku**PLAN "B" FREE AGENTS (1989-92)****1992**

Players Signed by Browns During "Plan B" (11): RB James Brooks (Cincinnati); WR Jamie Holland (L.A. Raiders); CB Alonzo Hampton (Tampa); TE Pete Holohan (Kansas City); WR Keenan McCardell (Washington); S Stevon Moore (Miami); LB Anthony Moss (N.Y. Giants); RB Bruce Perkins (Indianapolis); CB Terry Taylor (Detroit); RB Ron Woffley (Arizona); S Tony Zachary (New England).

Former Browns Players Signed by Other Clubs During "Plan B" (6): DT Frank Conover (Green Bay); S Thane Gash (San Francisco); CB Ray Irvin (Kansas City); CB Joe King (Tampa Bay); WR Reggie Langhorne (Indianapolis); WR Mike Oliphant (Seattle).

1991

Players Signed by Browns During "Plan B" (11): TE Charles Arbuckle (New Orleans); LB David Brandon (San Diego); LB Richard Brown (San Diego); P Brian Hansen (New England); K Mike Lansford (L.A. Rams—failed physical); S Vince Newsome (L.A. Rams); QB Todd Philcox (Cincinnati); G John Rienstra (Pittsburgh); RB Lee Rouson (N.Y. Giants); K Matt Stover (N.Y. Giants); T Rob Woods (Kansas City).

Former Browns Players Signed by Other Clubs During "Plan B" (6): DE Robert Banks (Houston); LB Marcus Cotton (Seattle); DL Marlon Jones (Tampa Bay); FB Tim Manoa (New Orleans); DT Chris Pike (San Diego); S Felix Wright (Minnesota).

1990

Players Signed by Browns During "Plan B" (6): C Mike Baab (New England); CB Raymond Clayborn (New England); LB Lawrence McGrew (New England); LB Ken Rose (N.Y. Jets); G Ralph Tamm (Washington); DE Rhondy Weston (Tampa Bay).

Former Browns Players Signed by Other Clubs During "Plan B" (5): CB Hanford Dixon (San Francisco); RB Keith Jones (Dallas); S Robert Lyons (Minnesota); WR Gerald McNeil (Houston); TE Ron Middleton (Washington).

1989

Players Signed by Browns During "Plan B" (14): DE Al Baker (Minnesota); OG Ted Banker (N.Y. Jets); DE Robert Banks (Houston); C Tom Baugh (Kansas City); WR Ray Butler (Seattle); RB Patrick Collins (Green Bay); DL Tom Gibson (New England); CB Kerry Glenn (N.Y. Jets); RB Keith Jones (L.A. Rams); LB Barry Krauss (Indianapolis); QB Mike Norseth (Cincinnati); WR Darryl Usher (New England); P Bryan Wagner (Chicago); WR Chris Woods (L.A. Raiders).

Former Browns Players Signed by Other Clubs During "Plan B" (10): DE Sam Clancy (Indianapolis); S Danny Copeland (Kansas City); NT Bob Golic (L.A. Raiders); K Jeff Jaeger (L.A. Raiders); TE Jeff Modesitt (Atlanta); P Max Runager (Kansas City); QB Steve Slayden (Kansas City); WR Clarence Weathers (Indianapolis); G Larry Williams (San Diego); C Frank Winters (N.Y. Giants).

TEAM TRADE HISTORY SINCE 1999

2/12/1999

Cleveland acquired defensive end Roy Barker and tight end Irv Smith from San Francisco for past considerations.

2/26/1999

Cleveland traded a fourth-round selection (110th overall) and a fifth-round selection (134th overall) in the 1999 NFL Draft to San Francisco for quarterback Ty Detmer and a fourth-round selection (124th overall) in 1999.

4/18/1999

Cleveland traded a fourth-round draft choice (96th overall) in 1999 to San Francisco for fullback Marc Edwards.

4/18/1999

Cleveland traded a sixth-round selection (170th overall) in the 1999 NFL Draft to Seattle for two sixth-round picks (187th overall and 191st overall).

4/18/1999

Cleveland traded two seventh-round picks (221st and 253rd overall) in the 1999 NFL Draft to Chicago for a sixth-round (174th overall) pick.

4/22/1999

Cleveland acquired running back Sedrick Shaw from New England for past considerations.

9/28/1999

Cleveland traded defensive tackle Jerry Ball to Minnesota for defensive end Stalin Colinet and a seventh-round draft choice.

10/19/1999

Cleveland traded a sixth-round (167th overall) selection in the 2000 NFL Draft to Miami for running back Karim Abdul-Jabbar.

4/16/2000

Cleveland traded two seventh-round (223rd and 254th overall) picks to Chicago for two seventh-round draft choices (209th and 225th overall).

8/14/2001

Cleveland traded offensive lineman Everett Lindsay to Minnesota for a conditional draft choice.

8/28/2001

Cleveland traded wide receiver Darrin Chiaverini to Dallas for a conditional draft choice; however, the conditions of the trade were not met and the Browns did not receive compensation.

9/2/2001

Cleveland traded quarterback Ty Detmer to Detroit for a fourth-round choice in the 2002 NFL Draft.

9/2/2001

Cleveland traded running back Travis Prentice and quarterback Spergon Wynn to Minnesota for conditional draft choices.

10/16/2001

Cleveland traded defensive end Stalin Colinet to Minnesota for a conditional draft choice.

3/8/2002

Cleveland traded a conditional seventh-round draft choice in 2004 to Miami for running back J.J. Johnson.

4/20/2002

Cleveland traded linebacker Wali Rainer and a third-round draft choice (79th overall) to Jacksonville for a third-round draft choice (76th overall).

4/21/2002

Cleveland traded a fifth-round draft choice (147th overall) and a sixth-round draft choice (189th overall) to Oakland for a fourth-round choice (122nd overall).

*Cleveland's trades with Minnesota involving Everett Lindsay, Travis Prentice, Spergon Wynn and Stalin Colinet ultimately resulted in the Browns receiving fifth round draft choices from Minnesota in the 2002 and 2003 NFL Draft.

8/31/2002

Cleveland traded a seventh-round draft choice in the 2003 draft to San Diego for tight end Steve Heiden (Chargers also had the option of switching sixth-round picks in 2003).

2/28/2003

Cleveland traded tight end Mark Campbell to Buffalo for an undisclosed 2004 draft choice.

4/24/2004

Cleveland traded a 2004 first-round and second-round choices to Detroit for the Lions 2004 first-round choice (sixth overall).

Cleveland traded a 2004 third-round, fifth-round and sixth-round choices to

Indianapolis for a second and fifth-round choices.

3/2/2005

Cleveland traded defensive lineman Gerard Warren to Denver for a fourth-round choice in the 2005 draft.

3/5/2005

Cleveland traded a 2005 fourth-round draft choice to Seattle for quarterback Trent Dilfer.

3/30/2005

Cleveland traded defensive ends Ebenezer Ekuban and Michael Myers to Denver for running back Reuben Droughns.

4/24/2005

Cleveland traded quarterback Luke McCown to Tampa Bay for a 2005 sixth-round draft choice (203rd overall).

8/22/2005

Cleveland traded wide receiver Andre Davis to New England for an undisclosed draft choice.

9/4/2005

Cleveland traded offensive lineman Melvin Fowler to Minnesota for offensive lineman Nat Dorsey.

3/20/2006

Cleveland traded safety Chris Crocker to Atlanta for a fourth-round choice in the 2006 NFL draft.

4/29/2006

Cleveland traded a 2006 first-round choice (12th overall) to Baltimore for a 2006 first-round choice (13th overall) and 2006 sixth-round choice (181st overall).

Cleveland traded center Jeff Faine and a 2006 second-round choice (43rd overall) to New Orleans for a 2006 second-round choice (34th overall).

5/4/2006

Cleveland traded quarterback Trent Dilfer to San Francisco for an undisclosed 2007 draft choice and quarterback Ken Dorsey.

8/8/2006

Cleveland traded an undisclosed draft pick to New England for offensive lineman Ross Tucker.

8/22/2006

Cleveland traded wide receiver Carlton Brewster to Green Bay for defensive back Therrian Fontenot.

8/24/2006

Cleveland traded a conditional draft choice to Chicago for offensive lineman Lennie Friedman.

9/2/2006

Cleveland traded an undisclosed 2008 draft choice to Philadelphia for offensive lineman Hank Fraley.

3/9/2007

Cleveland traded running back Reuben Droughns to N.Y. Giants for wide receiver Tim Carter.

4/28/2007

Cleveland traded a 2007 second-round choice (36th overall) and a 2008 first-round choice to Dallas for a 2007 first-round choice (22nd overall).

4/28/2007

Cleveland traded its 2007 third-round (67th overall), fourth-round (103rd overall) and their sixth-round choice (178th overall) to Dallas for a second-round choice (53rd overall) and sixth-round choice (195th overall).

4/29/2007

Cleveland traded a sixth-round choice (195th overall) to Dallas for a sixth-round choice (20th overall) and a seventh-round choice (234th overall).

9/11/2007

Cleveland traded quarterback Charlie Frye to Seattle for a 2008 sixth-round draft choice.

2/29/2008

Cleveland traded a 2008 second-round draft choice to Green Bay for defensive lineman Corey Williams.

3/4/2008

Cleveland traded defensive back Leigh Bodden and a 2008 third-round draft choice to Detroit for defensive lineman Shaun Rogers.

4/27/2008

Cleveland traded a 2008 fourth-round choice (122nd overall) and a 2008

STAFF

PLAYERS

2023 SEASON

HISTORY

RECORDS

GAME DAY

fifth-round choice (155th overall) to Dallas for a 2008 fourth-round choice (104th overall).

4/27/2008

Cleveland traded a 2009 third-round selection to Dallas for a 2008 fourth-round selection (111th overall).

4/27/2008

Cleveland traded a 2009 fifth-round selection to Philadelphia for a 2008 fifth-round selection (191st overall).

8/20/2008

Cleveland traded an undisclosed draft choice to Miami for defensive back Travis Daniels.

2/27/2009

Cleveland traded tight end Kellen Winslow to Tampa Bay for undisclosed draft picks.

4/25/2009

Cleveland traded a 2009 first-round selection (fifth overall) to N.Y. Jets for a 2009 first-round choice (17th overall), second-round choice (52nd overall), and defensive lineman Kenyon Coleman, defensive back Abram Elam and quarterback Brett Ratliff.

Cleveland traded a 2009 first-round choice (17th overall) to Tampa Bay for a 2009 first-round choice (19th overall) and sixth-round choice (191st overall).

Cleveland traded a 2009 first-round choice (19th overall) to Philadelphia for a 2009 first-round choice (21st overall) and sixth-round choice (195th overall).

9/1/2009

Cleveland traded defensive lineman Louis Leonard to Carolina for an undisclosed draft choice.

10/7/2009

Cleveland traded wide receiver Brayton Edwards to N.Y. Jets for wide receiver Chansi Stueckey, linebacker Jason Trusnik and undisclosed draft choices.

3/3/2010

Cleveland traded defensive lineman Corey Williams and a 2010 seventh-round draft choice to Detroit Lions for a 2010 fifth-round pick.

3/10/2010

Cleveland traded an undisclosed 2011 draft choice to Seattle for quarterback Seneca Wallace.

3/14/2010

Cleveland traded quarterback Brady Quinn to Denver for running back Peyton Hillis and a 2011 sixth-round draft choice and a 2012 conditional draft choice.

3/15/2010

Cleveland traded linebacker Kamerion Wimbley to Oakland for a 2010 third-round pick (85th overall).

4/6/2010

Cleveland traded linebacker Alex Hall, a 2010 fourth-round draft choice and a 2010 fifth-round draft choice to Philadelphia for defensive back Sheldon Brown and linebacker Chris Gocong.

4/24/2010

Cleveland traded a 2010 third-round (92nd overall) and two fifth-round selections (134th and 146th overall) to Philadelphia for a 2010 second-round choice (59th).

10/6/2010

Cleveland traded 2012 sixth-round draft choice to Minnesota for defensive lineman Jayme Mitchell.

10/14/2010

Cleveland traded running back Jerome Harrison to Philadelphia for running back Mike Bell.

4/28/2011

Cleveland traded a 2011 first-round (6th overall) selection to Atlanta for a 2011 first (27th overall), second (59th overall) and fourth (124th overall) round choices along with a 2012 first-round and fourth-round picks.

4/28/2011

Cleveland traded a 2011 first (27th overall) and third (70th overall) round choices to Kansas City for a 2011 first-round (21st overall) pick.

4/30/2011

Cleveland traded two 2011 sixth (168th and 170th overall) round choices to Minnesota for a 2011 fifth-round (150th overall) pick.

8/1/2011

Cleveland traded an undisclosed 2012 draft choice to St. Louis for OL John Greco.

4/26/2012

Cleveland traded a 2012 first (fourth overall), fourth (118th overall), fifth (139th

overall) and seventh (211th overall) round choices to Minnesota for a 2012 first-round (third overall) choice.

4/27/2012

Cleveland traded a 2012 third (67th overall) round choice to Denver for a 2012 third (87th overall) and fourth (120th overall) round choices.

8/31/2012

Cleveland traded DB David Sims and a 2013 seventh round choice to Philadelphia for a 2013 sixth-round choice.

4/1/2013

Cleveland traded QB Colt McCoy and a 2013 sixth round choice to San Francisco for a 2013 fifth and seventh-round choices.

4/11/2013

Cleveland traded LB Emmanuel Acho to Philadelphia for RB Dion Lewis.

4/26/2013

Cleveland traded 2013 fourth (104th) and fifth (164th) round choices to Miami for WR Davone Bess and 2013 fourth (111th) and seventh (217th) round choices.

4/27/2013

Cleveland traded a 2013 fourth-round choice (111th overall) to Pittsburgh for a 2014 third-round choice.

4/27/2013

Cleveland traded a 2013 fifth-round choice (139th overall) to Indianapolis for a 2014 fourth round choice.

9/19/2013

Cleveland traded RB Trent Richardson to Indianapolis for 2014 first-round pick.

5/8/2014

Cleveland traded the fourth overall pick to the Bills and received the ninth pick and the Bills' 2015 first- and fourth-round picks. Cleveland acquired the eighth pick from Minnesota in exchange for the ninth pick and the 145th pick.

Cleveland acquired the 22nd pick from Philadelphia in exchange for the 26th pick and the 83rd pick.

5/9/2014

Cleveland acquired the 94th pick from San Francisco in exchange for the 106th pick and the 180th pick.

5/10/2014

Cleveland traded the 218th pick to the Ravens and received their 2015 sixth-round pick.

5/1/2015

Cleveland acquired the 51st, 116th and 195th picks from Houston in exchange for the 43rd and 229th picks.

5/1/2015

Cleveland acquired the 96th and 219th picks from New England in exchange for the 111th, 147th and 202nd round picks.

5/2/2015

Cleveland acquired the 123rd, 198th and 241st round picks from Arizona in exchange for the 116th pick.

6/8/2015

Cleveland traded an undisclosed draft pick to San Francisco for P Andy Lee.

9/6/2015

Cleveland traded RB Terrance West to Tennessee for a conditional 2016 pick.

9/11/2015

Cleveland traded DL Billy Winn to Indianapolis for a conditional 2017 pick.

4/20/2016

Cleveland traded 2016 first (2nd overall) and a 2017 conditional fourth-round pick to Philadelphia for the Eagles' 2016 first (8th), third (77th) and fourth (100th) round picks and 2017 first and 2018 second round picks.

4/28/2016

Cleveland traded 2016 first (8th overall) and sixth (176th overall) round picks to Tennessee for the Titans' 2016 first (15th overall), third (76th overall) and 2017 second-round picks.

4/29/2016

Cleveland traded third (77th overall) and fifth (141st overall) round picks to Carolina for the Panthers' third (93rd overall), fourth (129th overall) and fifth (168th overall) round picks.

4/30/2016

Cleveland traded fourth (100th overall) round pick to Oakland for the Raiders' fourth (114th overall) and fifth (154th overall) round picks.

8/25/2016

Cleveland traded LB Barkevious Mingo to New England for the Patriots' 2017 fifth-round pick.

4/29/2016

Cleveland traded P Andy Lee and a 2017 7th-round pick to Carolina for P Kasey Redfern and a 2018 fourth-round pick.

9/3/2016

Cleveland traded DB Justin Gilbert to Pittsburgh for the Steelers' 2018 sixth-round pick.

8/31/2016

Cleveland traded conditional draft pick to New England for LB Jamie Collins Sr.

3/9/2017

Cleveland traded 2017 fourth-round pick to Houston for 2018 second round pick, 2017 sixth-round pick and QB Brock Osweiler.

4/27/2017

Cleveland traded 2017 first-round (12th overall) pick to Houston for Texans' 2017 first (25th overall) and 2018 first round picks.

4/27/2017

Cleveland traded 2017 second (33rd overall) and fourth (108th overall) round picks to Green Bay for the Packers' first round (29th overall) pick.

4/29/2017

Cleveland traded two 2017 fifth (145th and 175th) round picks to Denver for the Broncos' fourth (126th) and seventh (252nd) round picks.

4/29/2017

Cleveland 2017 fifth (181st overall) and sixth (188th overall) to New York for the Jets' fifth (160th overall) and seventh (224th overall) round picks.

6/1/2017

Cleveland traded LB Demario Davis to New York Jets for DB Calvin Pryor III.

8/31/2017

Cleveland traded OL Cameron Erving to Kansas City for a 2018 conditional fifth-round pick.

9/2/2017

Cleveland traded 2018 sixth-round pick to Pittsburgh in exchange for WR Sammie Coates and 2019 seventh-round pick.

3/14/2018

Cleveland traded 2018 fourth-round pick and 2019 seventh-round pick to Miami in exchange for WR Jarvis Landry.

3/14/2018

Cleveland traded 2018 third-round pick to Buffalo in exchange for QB Tyrod Taylor.

3/14/2018

Cleveland traded QB DeShone Kizer, 2018 fourth-round pick and 2018 fifth-round pick to Green Bay in exchange for DB Damarious Randall, 2018 fourth-round pick and 2018 fifth-round pick.

3/14/2018

Cleveland traded DL Danny Shelton and 2018 fifth-round pick to New England in exchange for 2019 third-round pick.

3/15/2018

Cleveland traded DB Jason McCourty 2018 seventh-round pick to New England in exchange for 2018 sixth-round pick.

3/28/2018

Cleveland traded QB Cody Kessler to Jacksonville in exchange for 2019 conditional seventh-round pick.

4/6/2018

Cleveland traded QB Kevin Hogan and a 2018 sixth-round draft pick to Washington in exchange for 2018 sixth-round pick.

4/27/2018

Cleveland traded second-round (64th) pick to Indianapolis for Colts' third (67th overall) and sixth (178th) round picks.

4/28/2018

Cleveland traded fourth (114th) and sixth (178th) round picks to New England for Patriots' fourth-round (105th) pick.

5/19/2018

Cleveland traded DB Jamar Taylor to Arizona for Cardinals 2020 sixth-round pick.

8/6/2018

Cleveland traded WR Corey Coleman to Buffalo for Bills 2020 seventh-round pick.

8/31/2018

Cleveland traded OL Shon Coleman to San Francisco for 49ers 2019 seventh-round pick.

9/1/2018

Cleveland traded 2019 seventh-round pick to New Orleans for DL Devereaux Lawrence.

9/17/2018

Cleveland traded WR Josh Gordon and a conditional 2019 seventh-round pick to New England for Patriots' 2019 fifth-round pick.

10/19/2018

Cleveland traded RB Carlos Hyde to Jacksonville for Jaguars 2019 fifth-round pick.

3/14/2019

Cleveland traded DB Jabrill Peppers, OL Kevin Zeitler, 2019 first-round pick and 2019 third-round pick to New York Giants for WR Odell Beckham Jr. and DL Olivier Vernon.

4/1/2019

Cleveland traded DL Emmanuel Ogbah to Kansas City for DB Eric Murray.

4/26/2019

Cleveland traded 2019 second (49) and fifth round (144) picks to Indianapolis Colts for 2019 second (46) round pick.

8/8/2019

Cleveland traded RB Duke Johnson Jr. to Houston for undisclosed 2020 draft pick.

8/15/2019

Cleveland traded C Austin Corbett to the Los Angeles Rams in exchange for an undisclosed 2021 draft pick.

8/28/2019

Cleveland traded DE Genard Avery to Philadelphia in exchange for an undisclosed 2021 draft pick.

8/29/2019

Cleveland traded 2020 fifth and sixth-round picks to Buffalo for G Wyatt Teller and 2021 seventh-round pick.

8/30/2019

Cleveland traded 2022 undisclosed pick to Detroit for QB David Blough and 2022 undisclosed pick.

8/31/2019

Cleveland traded 2020 undisclosed draft pick to Tennessee for WR Taywan Taylor.

8/31/2019

Cleveland traded 2020 undisclosed pick to Green Bay for G Justin McCray and 2020 undisclosed pick.

3/20/2020

Cleveland traded 2021 seventh-round pick to Denver in exchange for FB Andy Janovich.

4/24/2020

Cleveland traded 2020 second-round pick to Indianapolis for 2020 second and fifth round picks.

4/24/2020

Cleveland traded 2020 third and seventh-round picks to New Orleans for 2020 third and 2021 third-round pick.

9/3/2020

Cleveland traded 2021 fifth-round pick to Jacksonville for S Ronnie Harrison Jr.

4/30/2021

Cleveland traded second-round (59th) pick to Carolina for Panthers' second-round (52nd) and fourth-round (113th) pick.

5/1/2021

Cleveland traded fourth-round (113th) and seventh-round (257th) to Detroit for Lions' fifth-round (153rd) and a 2022 fourth-round pick.

3/16/2022

Cleveland traded 2022 fifth-round and sixth-round picks to Dallas for WR Amari Cooper and 2022 sixth-round pick.

3/16/2022

Cleveland traded LB Mack Wilson to New England for DC Chace Winovich.

3/20/2022

Cleveland traded 2022 first-round, 2022 fourth-round, 2023 first-round, 2023 third-round, 2024 first-round and fourth-round pick to Houston for QB Deshaun Watson and 2024 sixth-round pick.

3/20/2022

Cleveland traded QB Case Keenum to Buffalo for a 2022 seventh-round pick..

4/29/2022

Traded 2022 second round pick to Houston for 2022 third-round and two fourth-round picks.

4/30/2022

Traded 2022 fourth-round (118th) to Minnesota for 2022 fifth-round (156th) pick and a 2023 fourth-round pick.

4/30/2022

Traded CB Troy Hill to the L.A. Rams for a 2023 fifth-round pick.

7/12/2022

Traded QB Baker Mayfield to Carolina for 2024 conditional draft pick.

10/10/2022

Traded 2024 6th round pick to Atlanta for LB Deion Jones and 2024 7th round pick.

3/23/2023

Traded 2023 2nd round pick to New York Jets for WR Elijah Moore and 2023 3rd round pick.

4/29/2023

Traded 2023 7th round pick to Baltimore for 2024 6th round pick.

5/16/2023

Traded 2024 and 2025 5th round pick for DE Za'Darius Smith, 2025 6th round pick and 2025 7th round pick.

BROWNS VS. NFL TEAMS

*Indicates playoff game

RESULTS VS. ARIZONA CARDINALS

Chicago Cardinals	10/15/1950	W	34-24
at Chicago Cardinals	11/5/1950	W	10-7
at Chicago Cardinals	11/4/1951	W	34-17
Chicago Cardinals	12/2/1951	W	49-28
Chicago Cardinals	11/9/1952	W	28-13
at Chicago Cardinals	12/7/1952	W	10-0
at Chicago Cardinals	10/4/1953	W	27-7
Chicago Cardinals	11/29/1953	W	27-16
Chicago Cardinals	10/10/1954	W	31-7
at Chicago Cardinals	10/24/1954	W	35-3
at Chicago Cardinals	10/30/1955	W	26-20
Chicago Cardinals	12/11/1955	W	35-24
at Chicago Cardinals	9/30/1956	L	7-9
Chicago Cardinals	12/16/1956	L	7-24
at Chicago Cardinals	10/27/1957	W	17-7
Chicago Cardinals	12/1/1957	W	31-0
Chicago Cardinals	10/12/1958	W	35-28
at Chicago Cardinals	10/26/1958	W	38-24
at Chicago Cardinals	10/4/1959	W	34-7
Chicago Cardinals	10/18/1959	W	17-7
St. Louis Cardinals	11/13/1960	W	28-27
at St. Louis Cardinals	11/27/1960	T	17-17
St. Louis Cardinals	9/24/1961	W	20-17
at St. Louis Cardinals	10/29/1961	W	21-10
at St. Louis Cardinals	10/21/1962	W	34-7
St. Louis Cardinals	11/18/1962	W	38-14
St. Louis Cardinals	11/17/1963	L	14-20
at St. Louis Cardinals	12/1/1963	W	24-10
St. Louis Cardinals	9/20/1964	T	33-33
at St. Louis Cardinals	12/6/1964	L	19-28
St. Louis Cardinals	9/26/1965	L	13-49
at St. Louis Cardinals	12/19/1965	W	27-24
St. Louis Cardinals	9/25/1966	L	28-34
at St. Louis Cardinals	12/17/1966	W	38-10
St. Louis Cardinals	10/15/1967	W	20-16
at St. Louis Cardinals	12/10/1967	W	20-16
St. Louis Cardinals	10/13/1968	L	21-27
at St. Louis Cardinals	12/14/1968	L	16-27
St. Louis Cardinals	10/26/1969	T	21-21
at St. Louis Cardinals	12/14/1969	W	27-21
at St. Louis Cardinals	9/29/1974	L	7-29
at St. Louis Cardinals	10/28/1979	W	38-20
St. Louis Cardinals	9/8/1985	L	24-27 OT
at Phoenix Cardinals	10/23/1988	W	29-21
Arizona Cardinals	9/18/1994	W	32-0
at Arizona Cardinals	10/8/2000	L	21-29
Arizona Cardinals	11/16/2003	W	44-6
at Arizona Cardinals	12/2/2007	L	21-27
at Arizona Cardinals	12/18/2011	L	17-20 OT
Arizona Cardinals	11/1/2015	L	20-34
at Arizona Cardinals	12/15/2019	L	24-38
Arizona Cardinals	10/17/2021	L	14-37
Regular Season Totals	33-16-3	.663	
Home	15-8-2	.640	
Away	18-8-1	.685	

RESULTS VS. ATLANTA FALCONS

at Atlanta Falcons	10/30/1966	W	49-17
Atlanta Falcons	10/27/1968	W	30-7
Atlanta Falcons	10/31/1971	L	14-31
at Atlanta Falcons	10/17/1976	W	20-17
at Atlanta Falcons	9/17/1978	W	24-16
Atlanta Falcons	9/27/1981	W	28-17
at Atlanta Falcons	11/18/1984	W	23-7
Atlanta Falcons	11/8/1987	W	38-3
Atlanta Falcons	12/16/1990	W	13-10
at Atlanta Falcons	11/28/1993	L	14-17
Atlanta Falcons	12/29/2002	W	24-16
at Atlanta Falcons	11/12/2006	W	17-13
Atlanta Falcons	10/10/2010	L	10-20
at Atlanta Falcons	11/23/2014	W	26-24
Atlanta Falcons	11/10/2018	W	28-16
at Atlanta Falcons	10/2/2022	L	20-23
Regular Season Totals	12-4-0	.750	
Home	6-2-0	.750	
Away	6-2-0	.750	

RESULTS VS. BALTIMORE RAVENS

at Baltimore Ravens	9/26/1999	L	10-17
Baltimore Ravens	11/7/1999	L	9-41

Baltimore Ravens	10/17/2000	L	0-12
at Baltimore Ravens	11/26/2000	L	7-44
Baltimore Ravens	10/21/2001	W	24-14
at Baltimore Ravens	11/18/2001	W	27-17
Baltimore Ravens	10/6/2002	L	21-26
at Baltimore Ravens	12/22/2002	W	14-13
at Baltimore Ravens	9/14/2003	L	13-33
Baltimore Ravens	12/21/2003	L	0-35
Baltimore Ravens	9/12/2004	W	20-3
at Baltimore Ravens	11/7/2004	L	13-27
at Baltimore Ravens	10/16/2005	L	3-16
Baltimore Ravens	11/1/2006	W	20-16
Baltimore Ravens	9/24/2006	L	14-15
at Baltimore Ravens	12/17/2006	L	17-27
Baltimore Ravens	9/30/2007	W	27-13
at Baltimore Ravens	11/18/2007	W	33-30 OT
at Baltimore Ravens	9/21/2008	L	10-28
Baltimore Ravens	11/2/2008	L	27-37
at Baltimore Ravens	9/27/2009	L	3-34
Baltimore Ravens	11/16/2009	L	0-16
at Baltimore Ravens	9/26/2010	L	17-24
Baltimore Ravens	12/26/2010	L	10-20
Baltimore Ravens	12/4/2011	L	10-24
at Baltimore Ravens	12/24/2011	L	14-20
at Baltimore Ravens	9/27/2012	L	16-23
Baltimore Ravens	11/4/2012	L	15-25
at Baltimore Ravens	9/15/2013	L	6-14
Baltimore Ravens	11/3/2013	W	24-18
Baltimore Ravens	9/21/2014	L	21-23
at Baltimore Ravens	12/28/2014	L	10-20
at Baltimore Ravens	10/11/2015	W	33-30 OT
Baltimore Ravens	11/30/2015	L	27-33
Baltimore Ravens	9/18/2016	L	20-25
at Baltimore Ravens	11/10/2016	L	7-28
at Baltimore Ravens	9/17/2017	L	10-24
Baltimore Ravens	12/17/2017	L	10-27
Baltimore Ravens	10/7/2018	W	12-9 OT
at Baltimore Ravens	12/30/2018	L	24-26
at Baltimore Ravens	9/29/2019	W	40-25
Baltimore Ravens	12/22/2019	L	31-15
at Baltimore Ravens	9/13/2020	L	6-38
Baltimore Ravens	12/14/2020	L	42-47
at Baltimore Ravens	11/28/2021	L	10-16
Baltimore Ravens	12/12/2021	W	24-22
at Baltimore Ravens	10/23/2022	L	20-23
Baltimore Ravens	12/17/2022	W	13-3
Regular Season Totals	13-35-0	.271	
Home	8-16-0	.333	
Away	5-19-0	.208	

RESULTS VS. BUFFALO BILLS

Buffalo Bills	11/26/1972	W	27-10
Buffalo Bills	11/24/1974	L	10-15
at Buffalo Bills	10/23/1977	W	27-16
Buffalo Bills	10/29/1978	W	41-20
at Buffalo Bills	11/1/1981	L	13-22
at Buffalo Bills	11/4/1984	W	13-10
Buffalo Bills	11/17/1985	W	17-7
at Buffalo Bills	12/7/1986	W	21-17
Buffalo Bills	11/15/1987	W	27-21
*Buffalo Bills	1/6/1990	W	34-30
Buffalo Bills	11/4/1990	L	0-42
Buffalo Bills	10/2/1995	L	19-22
at Buffalo Bills	12/12/2004	L	7-37
Buffalo Bills	12/16/2007	W	8-0
at Buffalo Bills	11/17/2008	W	29-27
at Buffalo Bills	10/11/2009	W	6-3
at Buffalo Bills	12/12/2010	L	6-13
Buffalo Bills	9/23/2012	L	14-24
Buffalo Bills	10/3/2013	W	37-24
at Buffalo Bills	11/30/2014	L	10-26
at Buffalo Bills	12/18/2016	L	13-33
Buffalo Bills	11/10/2019	W	19-16
at Buffalo Bills	11/20/2022	L	23-31
Regular Season Totals	12-10-0	.545	
Home	7-4-0	.636	
Away	5-6-0	.454	
Playoffs	1-0-0	1.000	

RESULTS VS. CAROLINA PANTHERS

Carolina Panthers	11/21/1999	L	17-31
Carolina Panthers	12/1/2002	L	6-13

at Carolina Panthers	10/8/2006	L	12-20
Carolina Panthers	11/28/2010	W	24-23
at Carolina Panthers	12/21/2014	L	13-17
Carolina Panthers	12/9/2018	W	26-20
at Carolina Panthers	9/11/2022	W	26-24
Regular Season Totals	3-4-0	.428	
Home	2-2-0	.500	
Away	1-2-0	.333	

RESULTS VS. CHICAGO BEARS

Chicago Bears	11/25/1951	W	42-21
at Chicago Bears	11/14/1954	W	39-10
Chicago Bears	12/11/1960	W	42-0
at Chicago Bears	12/10/1961	L	14-17
Chicago Bears	10/22/1967	W	24-0
at Chicago Bears	11/30/1969	W	28-24
Chicago Bears	10/15/1972	L	0-17
Chicago Bears	11/3/1980	W	27-21
at Chicago Bears	9/7/1986	L	31-41
Chicago Bears	10/23/1989	W	27-7
Chicago Bears	11/29/1992	W	27-14
at Chicago Bears	11/4/2001	L	21-27 OT
Chicago Bears	10/9/2005	W	20-10
at Chicago Bears	11/1/2009	L	6-30
Chicago Bears	12/15/2013	L	31-38
at Chicago Bears	12/24/2017	L	3-20
Chicago Bears	9/19/2021	W	26-6
Regular Season Totals	10-7-0	.588	
Home	8-2-0	.800	
Away	2-5-0	.286	

RESULTS VS. CINCINNATI BENGALS

Cincinnati Bengals	10/11/1970	W	30-27
at Cincinnati Bengals	11/15/1970	L	10-14
at Cincinnati Bengals	10/17/1971	W	27-24
Cincinnati Bengals	12/5/1971	W	31-27
Cincinnati Bengals	10/1/1972	W	27-6
at Cincinnati Bengals	12/9/1972	W	27-24
Cincinnati Bengals	10/7/1973	W	17-10
at Cincinnati Bengals	12/9/1973	L	17-34
at Cincinnati Bengals	9/15/1974	L	7-33
Cincinnati Bengals	10/13/1974	L	24-34
at Cincinnati Bengals	9/21/1975	L	17-24
Cincinnati Bengals	11/23/1975	W	35-23
Cincinnati Bengals	10/3/1976	L	24-45
at Cincinnati Bengals	10/31/1976	L	6-21
at Cincinnati Bengals	9/18/1977	W	13-3
Cincinnati Bengals	11/6/1977	L	7-10
Cincinnati Bengals	9/10/1978	W	13-10 OT
at Cincinnati Bengals	12/17/1978	L	16-48
Cincinnati Bengals	10/21/1979	W	28-27
at Cincinnati Bengals	12/16/1979	L	12-16
Cincinnati Bengals	11/23/1980	W	31-7
at Cincinnati Bengals	12/21/1980	W	27-24
at Cincinnati Bengals	9/20/1981	W	20-17
Cincinnati Bengals	11/29/1981	L	21-41
at Cincinnati Bengals	12/12/1982	L	10-23
Cincinnati Bengals	9/15/1983	W	17-7
at Cincinnati Bengals	10/23/1983	L	21-28
at Cincinnati Bengals	10/21/1984	L	9-12
Cincinnati Bengals	12/2/1984	L	17-20 OT
at Cincinnati Bengals	11/10/1985	L	10-27
Cincinnati Bengals	11/24/1985	W	24-6
Cincinnati Bengals	9/18/1986	L	13-30
at Cincinnati Bengals	12/14/1986	W	34-3
at Cincinnati Bengals	10/18/1987	W	34-0
Cincinnati Bengals	12/13/1987	W	38-24
at Cincinnati Bengals	9/25/1988	L	17-24
Cincinnati Bengals	10/30/1988	W	23-16
at Cincinnati Bengals	9/25/1989	L	14-21
Cincinnati Bengals	12/3/1989	L	0-21
Cincinnati Bengals	10/22/1990	L	13-34
at Cincinnati Bengals	12/30/1990	L	14-21
Cincinnati Bengals	9/15/1991	W	14-13
at Cincinnati Bengals	11/3/1991	L	21-23
at Cincinnati Bengals	11/1/1992	L	10-30
Cincinnati Bengals	12/6/1992	W	37-21
Cincinnati Bengals	9/5/1993	W	27-14
at Cincinnati Bengals	10/17/1993	W	28-17
at Cincinnati Bengals	9/4/1994	W	28-20
Cincinnati Bengals	10/23/1994	W	37-13
at Cincinnati Bengals	10/29/1995	W	29-26 OT
Cincinnati Bengals	12/17/1995	W	26-10
Cincinnati Bengals	10/10/1999	L	17-18

at Cincinnati Bengals	12/12/1999	L	28-44
at Cincinnati Bengals	9/10/2000	W	24-7
Cincinnati Bengals	10/29/2000	L	3-12
at Cincinnati Bengals	10/14/2001	L	14-24
Cincinnati Bengals	11/25/2001	W	18-0
Cincinnati Bengals	9/15/2002	W	20-7
at Cincinnati Bengals	11/17/2002	W	27-20
Cincinnati Bengals	9/28/2003	L	14-21
at Cincinnati Bengals	12/28/2003	W	22-14
Cincinnati Bengals	10/17/2004	W	34-17
at Cincinnati Bengals	11/28/2004	L	48-58
Cincinnati Bengals	9/11/2005	L	13-27
at Cincinnati Bengals	12/11/2005	L	20-23
at Cincinnati Bengals	9/17/2006	L	17-34
Cincinnati Bengals	11/26/2006	L	0-30
Cincinnati Bengals	9/16/2007	W	51-45
at Cincinnati Bengals	12/23/2007	L	14-19
at Cincinnati Bengals	9/28/2008	W	20-12
Cincinnati Bengals	12/21/2008	L	0-14
Cincinnati Bengals	10/4/2009	L	20-23 OT
at Cincinnati Bengals	11/29/2009	L	7-16
Cincinnati Bengals	10/3/2010	W	23-20
at Cincinnati Bengals	12/19/2010	L	17-19
Cincinnati Bengals	9/11/2011	L	17-27
at Cincinnati Bengals	11/27/2011	L	20-23
at Cincinnati Bengals	9/16/2012	L	27-34
Cincinnati Bengals	10/14/2012	W	34-24
Cincinnati Bengals	9/29/2013	W	17-6
at Cincinnati Bengals	11/17/2013	L	20-41
at Cincinnati Bengals	11/6/2014	W	24-3
Cincinnati Bengals	12/14/2014	L	0-30
at Cincinnati Bengals	11/5/2015	L	10-31
Cincinnati Bengals	12/6/2015	L	3-37
at Cincinnati Bengals	10/23/2016	L	17-31
Cincinnati Bengals	12/11/2016	L	10-23
Cincinnati Bengals	10/1/2017	L	7-31
at Cincinnati Bengals	11/26/2017	L	16-30
at Cincinnati Bengals	11/25/2018	W	35-20
Cincinnati Bengals	12/23/2018	W	26-18
Cincinnati Bengals	12/8/2019	W	27-19
at Cincinnati Bengals	12/29/2019	L	33-23
Cincinnati Bengals	9/17/2020	W	35-30
at Cincinnati Bengals	10/25/2020	W	37-34
at Cincinnati Bengals	11/7/2021	W	41-16
Cincinnati Bengals	1/9/2022	W	21-16
Cincinnati Bengals	10/3/2022	W	32-13
at Cincinnati Bengals	12/11/2022	L	10-23
Regular Season Totals	47-52-0	.475	
Home	29-20-0	.592	
Away	18-32-0	.360	

RESULTS VS. DALLAS COWBOYS

at Dallas Cowboys	10/16/1960	W	48-7
Dallas Cowboys	10/1/1961	W	25-7
at Dallas Cowboys	12/3/1961	W	38-17
Dallas Cowboys	10/7/1962	W	19-10
at Dallas Cowboys	12/2/1962	L	21-45
at Dallas Cowboys	9/22/1963	W	41-24
Dallas Cowboys	11/24/1963	W	27-17
Dallas Cowboys	10/4/1964	W	27-6
at Dallas Cowboys	10/18/1964	W	20-16
Dallas Cowboys	10/17/1965	W	23-17
at Dallas Cowboys	11/21/1965	W	24-17
Dallas Cowboys	10/23/1966	W	30-21
at Dallas Cowboys	11/24/1966	L	14-26
Dallas Cowboys	9/17/1967	L	14-21
*at Dallas Cowboys	12/24/1967	L	14-52
at Dallas Cowboys	9/22/1968	L	7-28
*Dallas Cowboys	12/21/1968	W	31-20
Dallas Cowboys	11/2/1969	W	42-10
*at Dallas Cowboys	12/28/1969	W	38-14
Dallas Cowboys	12/12/1970	L	2-6
at Dallas Cowboys	12/7/1974	L	17-41
Dallas Cowboys	9/24/1979	W	26-7
at Dallas Cowboys	11/25/1982	L	14-31
at Dallas Cowboys	9/22/1985	L	7-20
Dallas Cowboys	12/4/1988	W	24-21
Dallas Cowboys	9/1/1991	L	14-26
at Dallas Cowboys	12/10/1994	W	19-14
at Dallas Cowboys	9/19/2004	L	12-19
Dallas Cowboys	9/7/2008	L	10-28
at Dallas Cowboys	11/18/2012	L	20-23 OT
Dallas Cowboys	11/6/2016	L	10-35
at Dallas Cowboys	10/4/2020	W	49-38

Regular Season Totals	16-13-0	.551
Home	9-5-0	.643
Away	7-8-0	.466
Playoffs	2-1-0	.667

RESULTS VS. DENVER BRONCOS

at Denver Broncos	12/20/1970	W	27-13
Denver Broncos	10/24/1971	L	0-27
at Denver Broncos	10/29/1972	W	27-20
Denver Broncos	10/27/1974	W	23-21
at Denver Broncos	10/19/1975	L	15-16
at Denver Broncos	9/26/1976	L	13-44
Denver Broncos	11/12/1978	L	7-19
Denver Broncos	10/5/1980	L	16-19
at Denver Broncos	11/8/1981	L	20-23 OT
at Denver Broncos	12/4/1983	L	6-27
Denver Broncos	9/16/1984	L	14-24
*Denver Broncos	1/11/1987	L	20-23 OT
*at Denver Broncos	1/17/1988	L	33-38
at Denver Broncos	11/13/1988	L	7-30
Denver Broncos	10/1/1989	W	16-13
*at Denver Broncos	1/14/1990	L	21-37
at Denver Broncos	10/8/1990	W	30-29
Denver Broncos	12/8/1991	L	7-17
Denver Broncos	9/27/1992	L	0-12
Denver Broncos	11/7/1993	L	14-29
at Denver Broncos	10/30/1994	L	14-26
at Denver Broncos	10/15/2000	L	10-44
at Denver Broncos	12/14/2003	L	20-23 OT
Denver Broncos	10/22/2006	L	7-17
Denver Broncos	11/6/2008	L	30-34
at Denver Broncos	9/13/2009	L	6-27
at Denver Broncos	12/23/2012	L	12-34
Denver Broncos	10/18/2015	L	23-26 OT
at Denver Broncos	12/15/2018	W	17-16
at Denver Broncos	11/3/2019	L	19-24
Denver Broncos	10/21/2021	W	17-14
Regular Season Totals	7-21-0	.250	
Home	3-10-0	.231	
Away	4-11-0	.267	
Playoffs	0-3-0	.000	

RESULTS VS. DETROIT LIONS

at Detroit Lions	11/2/1952	L	6-17
*Detroit Lions	12/18/1952	L	7-17
*at Detroit Lions	12/17/1953	L	16-17
Detroit Lions	12/19/1954	L	10-14
*Detroit Lions	12/26/1954	W	56-10
at Detroit Lions	12/8/1957	L	7-20
*at Detroit Lions	12/29/1957	L	14-59
Detroit Lions	11/9/1958	L	10-30
at Detroit Lions	12/8/1963	L	10-38
Detroit Lions	11/15/1964	W	37-21
at Detroit Lions	9/24/1967	L	14-31
Detroit Lions	10/5/1969	L	21-28
Detroit Lions	10/18/1970	L	24-41
at Detroit Lions	11/9/1975	L	10-21
at Detroit Lions	9/11/1983	W	31-26
Detroit Lions	9/28/1986	W	24-21
at Detroit Lions	11/23/1989	L	10-13
at Detroit Lions	12/13/1992	L	14-24
at Detroit Lions	10/8/1995	L	20-38
Detroit Lions	9/23/2001	W	24-14
Detroit Lions	10/23/2005	L	10-13
at Detroit Lions	11/22/2009	L	37-38
Detroit Lions	10/13/2013	L	17-31
at Detroit Lions	11/12/2017	L	24-38
Detroit Lions	11/21/2021	W	13-10
Regular Season Totals	5-16-0	.238	
Home	4-6-0	.400	
Away	1-10-0	.091	
Playoffs	1-3-0	.250	

RESULTS VS. GREEN BAY PACKERS

at Green Bay Packers	9/27/1953	W	27-0
Green Bay Packers	10/23/1955	W	41-10
at Green Bay Packers	11/4/1956	W	24-7
Green Bay Packers	10/15/1961	L	17-49
at Green Bay Packers	11/22/1964	L	21-28
*at Green Bay Packers	1/2/1966	L	12-23
Green Bay Packers	9/18/1966	L	20-21
at Green Bay Packers	11/12/1967	L	7-55
Green Bay Packers	12/7/1969	W	20-7
Green Bay Packers	9/17/1972	L	10-26
Green Bay Packers	10/19/1980	W	26-21

at Green Bay Packers	11/6/1983	L	21-35
Green Bay Packers	10/19/1986	L	14-17
Green Bay Packers	10/18/1992	W	17-6
Green Bay Packers	11/19/1995	L	20-31
at Green Bay Packers	12/23/2001	L	7-30
at Green Bay Packers	9/18/2005	W	26-24
Green Bay Packers	10/25/2009	L	3-31
at Green Bay Packers	10/20/2013	L	13-31
Green Bay Packers	12/10/2017	L	21-27 OT
at Green Bay Packers	12/25/2021	L	22-24

Regular Season Totals	7-14-0	.333	
Home	4-7-0	.363	
Away	3-6-0	.333	
Playoffs	0-1-0	.000	

RESULTS VS. HOUSTON TEXANS

Houston Texans	10/20/2002	W	34-17
at Houston Texans	1/2/2005	W	22-14
at Houston Texans	10/30/2005	L	16-19
at Houston Texans	12/31/2006	L	6-14
Houston Texans	11/25/2007	W	27-17
Houston Texans	11/23/2008	L	6-16
at Houston Texans	11/6/2011	L	12-30
Houston Texans	11/16/2014	L	7-23
at Houston Texans	10/15/2017	L	17-33
at Houston Texans	12/2/2018	L	13-29
Houston Texans	11/15/2020	W	10-7
Houston Texans	9/19/2021	W	31-21
at Houston Texans	12/14/2022	W	27-14

Regular Season Totals	6-7-0	.462	
Home	4-2-0	.666	
Away	2-5-0	.286	

RESULTS VS. INDIANAPOLIS COLTS

at Baltimore Colts	9/24/1950	W	31-0
Baltimore Colts	11/11/1956	L	7-21
at Baltimore Colts	11/11/1959	W	38-31
Baltimore Colts	10/14/1962	L	14-36
*Baltimore Colts	12/27/1964	W	27-0
at Baltimore Colts	10/20/1968	W	30-20
*Baltimore Colts	12/29/1968	L	0-34
at Baltimore Colts	9/26/1971	W	14-13
*Baltimore Colts	12/26/1971	L	3-20
Baltimore Colts	9/16/1973	W	24-14
at Baltimore Colts	11/2/1975	L	7-21
at Baltimore Colts	11/19/1978	W	45-24
Baltimore Colts	9/16/1979	W	13-10
at Baltimore Colts	11/9/1980	W	28-27
Baltimore Colts	10/25/1981	W	42-28
Baltimore Colts	11/27/1983	W	41-23
at Indianapolis Colts	11/2/1986	W	24-9
Indianapolis Colts	12/6/1987	L	7-9
*Indianapolis Colts	1/9/1988	W	38-21
Indianapolis Colts	9/19/1988	W	23-17
at Indianapolis Colts	12/10/1989	L	17-23 OT
at Indianapolis Colts	12/1/1991	W	31-0
at Indianapolis Colts	9/6/1992	L	3-14
at Indianapolis Colts	9/26/1993	L	10-23
at Indianapolis Colts	9/25/1994	W	21-14
Indianapolis Colts	12/26/1999	L	28-29
Indianapolis Colts	12/15/2002	L	23-28
Indianapolis Colts	9/7/2003	L	6-9
at Indianapolis Colts	9/25/2005	L	6-13
Indianapolis Colts	11/30/2008	L	6-10
at Indianapolis Colts	9/18/2011	W	27-19
at Indianapolis Colts	10/21/2012	L	13-17
Indianapolis Colts	12/7/2014	L	24-25
at Indianapolis Colts	9/24/2017	L	28-31
Indianapolis Colts	10/11/2020	W	32-23

Regular Season Totals	16-15-0	.516	
Home	6-8-0	.428	
Away	10-7-0	.588	
Playoffs	2-2-0	.500	

RESULTS VS. JACKSONVILLE JAGUARS

Jacksonville Jaguars	10/22/1995	L	15-23
at Jacksonville Jaguars	12/24/1995	L	21-24
at Jacksonville Jaguars	10/17/1999	L	7-24
Jacksonville Jaguars	12/19/1999	L	14-24
Jacksonville Jaguars	9/3/2000	L	7-27

at Jacksonville Jaguars	12/3/2000	L	0-48
at Jacksonville Jaguars	9/30/2001	W	23-14
Jacksonville Jaguars	12/16/2001	L	10-15
at Jacksonville Jaguars	12/8/2002	W	21-20
Jacksonville Jaguars	12/4/2005	L	14-20
at Jacksonville Jaguars	10/26/2008	W	23-17
Jacksonville Jaguars	1/3/2010	W	23-17
at Jacksonville Jaguars	11/21/2010	L	20-24
Jacksonville Jaguars	11/20/2011	W	20-14
Jacksonville Jaguars	12/1/2013	L	28-32
at Jacksonville Jaguars	10/19/2014	L	6-24
Jacksonville Jaguars	11/19/2017	L	7-19
at Jacksonville Jaguars	11/29/2020	W	27-25
Regular Season Totals	6-12-0	.333	
Home	2-7-0	.222	
Away	4-5-0	.444	

RESULTS VS. KANSAS CITY CHIEFS

at Kansas City Chiefs	11/14/1971	L	7-13
Kansas City Chiefs	10/8/1972	L	7-31
at Kansas City Chiefs	12/2/1973	T	20-20
Kansas City Chiefs	12/14/1975	W	40-14
at Kansas City Chiefs	12/12/1976	L	14-39
Kansas City Chiefs	10/30/1977	W	44-7
at Kansas City Chiefs	10/22/1978	L	3-17
at Kansas City Chiefs	9/9/1979	W	27-24
Kansas City Chiefs	9/21/1980	W	20-13
at Kansas City Chiefs	9/30/1984	L	6-10
Kansas City Chiefs	10/12/1986	W	20-7
at Kansas City Chiefs	9/4/1988	W	6-3
Kansas City Chiefs	11/19/1989	T	10-10 OT
at Kansas City Chiefs	9/30/1990	L	0-34
Kansas City Chiefs	11/24/1991	W	20-15
at Kansas City Chiefs	11/20/1994	L	13-20
Kansas City Chiefs	9/24/1995	W	35-17
Kansas City Chiefs	9/8/2002	L	39-40
at Kansas City Chiefs	11/9/2003	L	20-41
Kansas City Chiefs	12/3/2006	W	31-28 OT
at Kansas City Chiefs	12/20/2009	W	41-34
Kansas City Chiefs	9/19/2010	L	14-16
Kansas City Chiefs	12/9/2012	W	30-7
at Kansas City Chiefs	10/27/2013	L	17-23
at Kansas City Chiefs	12/27/2015	L	13-17
Kansas City Chiefs	11/4/2018	L	21-37
*at Kansas City Chiefs	1/17/2021	L	17-22
at Kansas City Chiefs	9/12/2021	L	29-33
Regular Season Totals	11-14-2	.444	
Home	8-4-1	.653	
Away	3-10-1	.250	
Playoffs	0-1-0	.000	

RESULTS VS. LAS VEGAS RAIDERS

at Oakland Raiders	11/8/1970	L	20-23
Oakland Raiders	10/4/1971	L	20-34
at Oakland Raiders	11/18/1973	W	7-3
Oakland Raiders	10/6/1974	L	24-40
at Oakland Raiders	11/16/1975	L	17-38
Oakland Raiders	10/9/1977	L	10-26
at Oakland Raiders	12/9/1979	L	14-19
*Oakland Raiders	1/4/1981	L	12-14
*at Los Angeles Raiders	1/8/1983	L	10-27
Los Angeles Raiders	10/20/1985	L	20-21
at Los Angeles Raiders	11/16/1986	L	14-27
at Los Angeles Raiders	12/20/1987	W	24-17
at Los Angeles Raiders	9/20/1992	W	28-16
at Los Angeles Raiders	9/19/1993	W	19-16
at Oakland Raiders	9/24/2000	L	10-36
Oakland Raiders	10/12/2003	W	13-7
at Oakland Raiders	12/18/2005	W	9-7
at Oakland Raiders	10/1/2006	W	24-21
at Oakland Raiders	9/23/2007	L	24-26
Oakland Raiders	12/27/2009	W	23-9
at Oakland Raiders	10/16/2011	L	17-24
at Oakland Raiders	12/2/2012	W	20-17
Oakland Raiders	10/26/2014	W	23-13
Oakland Raiders	9/27/2015	L	20-27
at Oakland Raiders	9/30/2018	L	42-45 OT
Las Vegas Raiders	11/1/2020	L	6-16
Las Vegas Raiders	12/20/2021	L	14-16
Regular Season Totals	10-15-0	.400	
Home	3-7-0	.300	
Away	7-8-0	.467	
Playoffs	0-2-0	.000	

RESULTS VS. LOS ANGELES CHARGERS

San Diego Chargers	11/1/1970	L	10-27
at San Diego Chargers	11/13/1972	W	21-17
San Diego Chargers	10/28/1973	T	16-16
at San Diego Chargers	11/3/1974	L	35-36
San Diego Chargers	10/24/1976	W	21-17
at San Diego Chargers	12/4/1977	L	14-37
San Diego Chargers	9/7/1981	L	14-44
San Diego Chargers	12/5/1982	L	13-30
at San Diego Chargers	9/25/1983	W	30-24 OT
at San Diego Chargers	9/29/1985	W	21-7
San Diego Chargers	12/21/1986	W	47-17
at San Diego Chargers	11/1/1987	L	24-27 OT
San Diego Chargers	9/23/1990	L	14-24
at San Diego Chargers	10/20/1991	W	30-24 OT
San Diego Chargers	11/15/1992	L	13-14
at San Diego Chargers	12/3/1995	L	13-31
at San Diego Chargers	12/5/1999	L	10-23
San Diego Chargers	10/7/2001	W	20-16
San Diego Chargers	10/19/2003	L	20-26
San Diego Chargers	12/19/2004	L	0-21
at San Diego Chargers	11/5/2006	L	25-32
San Diego Chargers	12/6/2009	L	23-30
San Diego Chargers	10/28/2012	W	7-6
at San Diego Chargers	10/4/2015	L	27-30
San Diego Chargers	12/24/2016	W	20-17
at Los Angeles Chargers	12/3/2017	L	10-19
Los Angeles Chargers	10/14/2018	L	14-38
at Los Angeles Chargers	10/10/2021	L	42-47
Los Angeles Chargers	10/9/2022	L	30-28
Regular Season Totals	9-19-1	.328	
Home	5-10-1	.344	
Away	4-9-0	.307	

RESULTS VS. LOS ANGELES RAMS

*Los Angeles Rams	12/24/1950	W	30-28
at Los Angeles Rams	10/7/1951	W	38-23
*at Los Angeles Rams	12/23/1951	L	17-24
Los Angeles Rams	9/28/1952	W	37-7
*at Los Angeles Rams	12/26/1955	W	38-14
Los Angeles Rams	11/24/1957	W	45-31
at Los Angeles Rams	9/28/1958	W	30-27
Los Angeles Rams	9/29/1963	W	20-6
at Los Angeles Rams	12/12/1965	L	7-42
Los Angeles Rams	9/29/1968	L	6-24
at Los Angeles Rams	12/16/1973	L	17-30
Los Angeles Rams	11/27/1977	L	0-9
Los Angeles Rams	11/26/1978	W	30-19
at Los Angeles Rams	10/4/1981	L	16-27
at Los Angeles Rams	9/9/1984	L	17-20
Los Angeles Rams	10/26/1987	W	30-17
Los Angeles Rams	12/2/1990	L	23-38
at Los Angeles Rams	12/26/1993	W	42-14
at St. Louis Rams	10/24/1999	L	3-34
St. Louis Rams	12/8/2003	L	20-26
at St. Louis Rams	10/28/2007	W	27-20
St. Louis Rams	11/3/2011	L	12-13
at St. Louis Rams	10/25/2015	L	6-24
Los Angeles Rams	9/22/2019	L	20-13
Regular Season Totals	9-12-0	.429	
Home	5-6-0	.455	
Away	4-6-0	.400	
Playoffs	2-1-0	.667	

RESULTS VS. MIAMI DOLPHINS

at Miami Dolphins	10/25/1970	W	28-0
*at Miami Dolphins	12/24/1972	L	14-20
Miami Dolphins	10/15/1973	L	9-17
Miami Dolphins	11/28/1976	W	17-13
Miami Dolphins	11/18/1979	W	30-24 OT
*at Miami Dolphins	1/4/1986	L	21-24
Miami Dolphins	11/10/1986	W	26-16
at Miami Dolphins	12/12/1988	L	31-38
at Miami Dolphins	10/8/1989	L	10-13 OT
Miami Dolphins	11/25/1990	L	13-30
Miami Dolphins	9/14/1992	L	23-27
Miami Dolphins	10/10/1993	L	14-24
at Miami Dolphins	12/26/2004	L	7-10
Miami Dolphins	11/20/2005	W	22-0
Miami Dolphins	10/14/2007	W	41-31
at Miami Dolphins	12/5/2010	W	13-10
Miami Dolphins	9/25/2011	W	17-16
Miami Dolphins	9/8/2013	L	10-23

at Miami Dolphins	9/25/2016	L	24-30	OT
Miami Dolphins	11/24/2019	W	41-24	
at Miami Dolphins	11/13/2022	L	17-39	
Regular Season Totals	9-10-0	.474		
Home	7-5-0	.583		
Away	2-5-0	.286		
Playoffs	0-2-0	.000		

RESULTS VS. MINNESOTA VIKINGS

Minnesota Vikings	10/31/1965	L	17-27	
Minnesota Vikings	11/19/1967	W	14-10	
at Minnesota Vikings	11/9/1969	L	3-51	
*at Minnesota Vikings	1/4/1970	L	7-27	
at Minnesota Vikings	11/4/1973	L	3-26	
Minnesota Vikings	9/28/1975	L	10-42	
at Minnesota Vikings	12/14/1980	L	23-28	
Minnesota Vikings	9/4/1983	L	21-27	
at Minnesota Vikings	10/26/1986	W	23-20	
Minnesota Vikings	12/17/1989	W	23-17	OT
at Minnesota Vikings	11/22/1992	L	13-17	
at Minnesota Vikings	12/9/1995	L	11-27	
at Minnesota Vikings	11/27/2005	L	12-24	
Minnesota Vikings	9/13/2009	L	20-34	
at Minnesota Vikings	9/22/2013	W	31-27	
Minnesota Vikings (in London)	10/29/2017	L	16-33	
at Minnesota Vikings	10/3/2021	W	14-7	
Regular Season Totals	5-11-0	.312		
Home	2-5-0	.286		
Away	3-6-0	.333		
Playoffs	0-1-0	.000		

RESULTS VS. NEW ENGLAND PATRIOTS

New England Patriots	11/21/1971	W	27-7	
at New England Patriots	11/10/1974	W	21-14	
New England Patriots	9/26/1977	W	30-27	OT
at New England Patriots	9/7/1980	L	17-34	
New England Patriots	11/21/1982	W	10-7	
at New England Patriots	11/20/1983	W	30-0	
New England Patriots	10/7/1984	L	16-17	
New England Patriots	10/6/1985	W	24-20	
at New England Patriots	10/4/1987	W	20-10	
at New England Patriots	9/8/1991	W	20-0	
at New England Patriots	10/25/1992	W	19-17	
New England Patriots	12/19/1993	L	17-20	
New England Patriots	11/6/1994	W	13-6	
*New England Patriots	1/1/1995	W	20-13	
at New England Patriots	9/3/1995	L	14-17	
New England Patriots	10/3/1999	L	7-19	
New England Patriots	11/12/2000	W	19-11	
at New England Patriots	12/9/2001	L	16-27	
at New England Patriots	10/26/2003	L	3-9	
New England Patriots	12/5/2004	L	15-42	
at New England Patriots	10/7/2007	L	17-34	
New England Patriots	11/7/2010	W	34-14	
at New England Patriots	12/8/2013	L	26-27	
New England Patriots	10/9/2016	L	13-33	
at New England Patriots	10/27/2019	L	13-27	
at New England Patriots	11/14/2021	L	45-7	
New England Patriots	10/16/2022	L	15-38	
Regular Season Totals	12-14-0	.462		
Home	7-6-0	.538		
Away	5-8-0	.384		
Playoffs	1-0-0	1.000		

RESULTS VS. NEW ORLEANS SAINTS

at New Orleans Saints	10/1/1967	W	42-7	
at New Orleans Saints	9/15/1968	W	24-10	
New Orleans Saints	11/10/1968	W	35-17	
at New Orleans Saints	10/12/1969	W	27-17	
at New Orleans Saints	12/12/1971	W	21-17	
New Orleans Saints	11/30/1975	W	17-16	
at New Orleans Saints	10/8/1978	W	24-16	
New Orleans Saints	10/18/1981	W	20-17	
New Orleans Saints	10/28/1984	L	14-16	
at New Orleans Saints	9/13/1987	L	21-28	
at New Orleans Saints	10/14/1990	L	20-25	
New Orleans Saints	12/5/1993	W	17-13	
at New Orleans Saints	10/31/1999	W	21-16	
at New Orleans Saints	11/24/2002	W	24-15	
New Orleans Saints	9/10/2006	L	14-19	
at New Orleans Saints	10/24/2010	W	30-17	
New Orleans Saints	9/14/2014	W	26-24	
at New Orleans Saints	9/16/2018	L	18-21	
New Orleans Saints	12/24/2022	L	10-17	

Regular Season Totals	13-6-0	.684
Home	5-3-0	.625
Away	8-3-0	.727

RESULTS VS. NEW YORK GIANTS

New York Giants	10/1/1950	L	0-6	
at New York Giants	10/22/1950	L	13-17	
*New York Giants	12/17/1950	W	8-3	
New York Giants	10/27/1951	W	14-13	
at New York Giants	11/18/1951	W	10-0	
New York Giants	10/21/1952	L	9-17	
at New York Giants	12/14/1952	L	34-37	
at New York Giants	10/25/1953	W	7-0	
New York Giants	12/6/1953	W	62-14	
New York Giants	10/31/1954	W	24-14	
at New York Giants	11/28/1954	W	16-7	
New York Giants	11/6/1955	W	24-14	
at New York Giants	11/27/1955	T	35-35	
New York Giants	10/14/1956	L	9-21	
at New York Giants	12/9/1956	W	24-7	
New York Giants	9/29/1957	W	6-3	
at New York Giants	12/15/1957	W	34-28	
New York Giants	11/2/1958	L	17-21	
at New York Giants	12/14/1958	L	10-13	
*at New York Giants	12/21/1958	L	0-10	
New York Giants	10/11/1959	L	6-10	
at New York Giants	12/6/1959	L	7-48	
New York Giants	11/6/1960	L	13-17	
at New York Giants	12/15/1960	W	48-34	
New York Giants	11/26/1961	L	21-37	
at New York Giants	12/17/1961	T	7-7	
New York Giants	9/16/1962	W	17-7	
at New York Giants	12/9/1962	L	13-17	
at New York Giants	10/13/1963	W	35-24	
New York Giants	10/27/1963	L	6-33	
New York Giants	10/25/1964	W	42-20	
at New York Giants	12/12/1964	W	52-20	
at New York Giants	10/24/1965	W	38-14	
New York Giants	11/14/1965	W	34-21	
at New York Giants	10/2/1966	W	28-7	
New York Giants	12/4/1966	W	49-40	
at New York Giants	10/29/1967	L	34-38	
New York Giants	12/3/1967	W	24-14	
New York Giants	12/1/1968	W	45-10	
New York Giants	11/23/1969	W	28-17	
at New York Giants	12/21/1969	L	14-27	
New York Giants	9/30/1973	W	12-10	
at New York Giants	11/20/1977	W	21-7	
at New York Giants	11/1/1985	W	35-33	
at New York Giants	9/22/1991	L	10-13	
New York Giants	12/4/1994	L	13-16	
New York Giants	11/5/2000	L	3-24	
at New York Giants	9/26/2004	L	10-27	
New York Giants	10/13/2008	W	35-14	
at New York Giants	10/7/2012	L	27-41	
New York Giants	11/27/2016	L	13-27	
at New York Giants	12/20/2020	W	20-6	
Regular Season Totals	27-21-2	.560		
Home	14-11-0	.560		
Away	13-10-2	.560		
Playoffs	1-1-0	.500		

RESULTS VS. NEW YORK JETS

New York Jets	9/21/1970	W	31-21	
at New York Jets	12/17/1972	W	26-10	
New York Jets	9/12/1976	W	38-17	
New York Jets	12/10/1978	W	37-34	OT
at New York Jets	9/2/1979	W	25-22	OT
New York Jets	12/7/1980	W	17-14	
New York Jets	12/12/1981	L	13-14	
New York Jets	10/9/1983	W	10-7	
New York Jets	10/14/1984	L	20-24	
at New York Jets	12/22/1985	L	10-37	
*New York Jets	11/1/1987	W	23-20	2OT
New York Jets	9/11/1988	L	3-23	
New York Jets	9/17/1989	W	38-24	
at New York Jets	9/16/1990	L	21-24	
New York Jets	10/6/1991	L	14-17	
New York Jets	10/2/1994	W	27-7	
at New York Jets	10/27/2002	W	24-21	
New York Jets	11/21/2004	L	7-10	
New York Jets	10/29/2006	W	20-13	
at New York Jets	12/9/2007	W	24-18	
New York Jets	11/14/2010	L	20-26	OT

at New York Jets	12/22/2013	L	13-24
at New York Jets	9/13/2015	L	10-31
New York Jets	10/30/2016	L	28-31
New York Jets	10/8/2017	L	14-17
New York Jets	9/20/2018	W	21-17
at New York Jets	9/16/2019	W	23-3
at New York Jets	12/27/2020	L	16-23
New York Jets	9/18/2022	L	30-31
Regular Season Totals	14-14-0	.500	
Home	9-9-0	.500	
Away	5-5-0	.500	
Playoffs	1-0-0	1.000	

RESULTS VS. PHILADELPHIA EAGLES

at Philadelphia Eagles	9/16/1950	W	35-10
Philadelphia Eagles	12/3/1950	W	13-7
Philadelphia Eagles	11/11/1951	W	20-17
at Philadelphia Eagles	12/16/1951	W	24-9
at Philadelphia Eagles	10/19/1952	W	49-7
Philadelphia Eagles	11/23/1952	L	20-28
Philadelphia Eagles	10/10/1953	W	37-13
at Philadelphia Eagles	12/13/1953	L	27-42
at Philadelphia Eagles	9/26/1954	L	10-28
Philadelphia Eagles	11/21/1954	W	6-0
Philadelphia Eagles	10/9/1955	W	21-17
at Philadelphia Eagles	11/13/1955	L	17-33
at Philadelphia Eagles	11/18/1956	W	16-0
Philadelphia Eagles	12/2/1956	W	17-14
Philadelphia Eagles	10/13/1957	W	24-7
at Philadelphia Eagles	10/20/1957	L	7-17
Philadelphia Eagles	11/23/1958	W	28-14
at Philadelphia Eagles	12/7/1958	W	21-14
Philadelphia Eagles	11/8/1959	W	28-7
at Philadelphia Eagles	12/13/1959	W	28-21
at Philadelphia Eagles	9/25/1960	W	41-24
Philadelphia Eagles	10/23/1960	L	29-31
at Philadelphia Eagles	9/17/1961	L	20-27
Philadelphia Eagles	11/19/1961	W	45-24
at Philadelphia Eagles	9/30/1962	L	7-35
Philadelphia Eagles	11/4/1962	T	14-14
Philadelphia Eagles	10/20/1963	W	37-7
at Philadelphia Eagles	11/3/1963	W	23-17
at Philadelphia Eagles	9/27/1964	W	28-20
Philadelphia Eagles	11/29/1964	W	38-24
at Philadelphia Eagles	10/3/1965	W	35-17
Philadelphia Eagles	11/7/1965	W	38-34
Philadelphia Eagles	11/13/1966	W	27-7
at Philadelphia Eagles	12/11/1966	L	21-33
at Philadelphia Eagles	12/17/1967	L	24-28
Philadelphia Eagles	11/24/1968	W	47-13
at Philadelphia Eagles	9/21/1969	W	27-20
at Philadelphia Eagles	9/24/1972	W	27-17
Philadelphia Eagles	11/14/1976	W	24-3
at Philadelphia Eagles	11/4/1979	W	24-19
Philadelphia Eagles	9/19/1982	L	21-24
Philadelphia Eagles	10/16/1988	W	19-3
Philadelphia Eagles	11/10/1991	L	30-32
at Philadelphia Eagles	11/13/1994	W	26-7
Philadelphia Eagles	12/10/2000	L	24-35
Philadelphia Eagles	10/24/2004	L	31-34 OT
at Philadelphia Eagles	12/15/2008	L	10-30
Philadelphia Eagles	9/9/2012	L	16-17
at Philadelphia Eagles	9/11/2016	L	10-29
Philadelphia Eagles	11/22/2020	W	22-17
Regular Season Totals	32-17-1	.650	
Home	18-7-1	.715	
Away	14-10-0	.583	

RESULTS VS. PITTSBURGH STEELERS

at Pittsburgh Steelers	10/7/1950	W	30-17
Pittsburgh Steelers	10/29/1950	W	45-7
Pittsburgh Steelers	10/21/1951	W	17-0
at Pittsburgh Steelers	12/9/1951	W	28-0
at Pittsburgh Steelers	10/4/1952	W	21-20
Pittsburgh Steelers	11/16/1952	W	29-28
Pittsburgh Steelers	11/8/1953	W	34-16
at Pittsburgh Steelers	11/22/1953	W	20-16
at Pittsburgh Steelers	10/17/1954	L	27-55
Pittsburgh Steelers	12/12/1954	W	42-7
Pittsburgh Steelers	11/20/1955	W	41-14
at Pittsburgh Steelers	12/4/1955	W	30-7
at Pittsburgh Steelers	10/6/1956	W	14-10
Pittsburgh Steelers	11/28/1956	L	16-24
at Pittsburgh Steelers	10/5/1957	W	23-12

Pittsburgh Steelers	11/10/1957	W	24-0
at Pittsburgh Steelers	10/5/1958	W	45-12
Pittsburgh Steelers	10/19/1958	W	27-10
at Pittsburgh Steelers	9/26/1959	L	7-17
Pittsburgh Steelers	11/22/1959	L	20-21
Pittsburgh Steelers	10/2/1960	W	28-20
at Pittsburgh Steelers	11/20/1960	L	10-14
at Pittsburgh Steelers	10/22/1961	W	30-28
Pittsburgh Steelers	11/5/1961	L	13-17
at Pittsburgh Steelers	10/28/1962	W	41-14
Pittsburgh Steelers	11/25/1962	W	35-14
Pittsburgh Steelers	10/5/1963	W	35-23
at Pittsburgh Steelers	11/10/1963	L	7-9
Pittsburgh Steelers	10/10/1964	L	7-23
at Pittsburgh Steelers	11/1/1964	W	30-17
Pittsburgh Steelers	10/9/1965	W	24-19
at Pittsburgh Steelers	11/28/1965	W	42-21
Pittsburgh Steelers	10/8/1966	W	41-10
at Pittsburgh Steelers	11/6/1966	L	6-16
Pittsburgh Steelers	10/7/1967	W	21-10
at Pittsburgh Steelers	11/5/1967	W	34-14
Pittsburgh Steelers	10/5/1968	W	31-24
at Pittsburgh Steelers	11/17/1968	W	45-24
Pittsburgh Steelers	10/18/1969	W	42-31
at Pittsburgh Steelers	11/16/1969	W	24-3
Pittsburgh Steelers	10/3/1970	W	15-7
at Pittsburgh Steelers	11/29/1970	L	9-28
Pittsburgh Steelers	10/10/1971	W	27-17
at Pittsburgh Steelers	11/7/1971	L	9-26
Pittsburgh Steelers	11/19/1972	W	26-24
at Pittsburgh Steelers	12/3/1972	L	0-30
at Pittsburgh Steelers	9/23/1973	L	6-33
Pittsburgh Steelers	11/25/1973	W	21-16
at Pittsburgh Steelers	10/20/1974	L	16-20
Pittsburgh Steelers	11/17/1974	L	16-26
Pittsburgh Steelers	10/5/1975	L	6-42
at Pittsburgh Steelers	12/7/1975	L	17-31
at Pittsburgh Steelers	9/19/1976	L	14-31
Pittsburgh Steelers	10/10/1976	W	18-16
Pittsburgh Steelers	10/2/1977	L	14-28
at Pittsburgh Steelers	11/13/1977	L	31-35
at Pittsburgh Steelers	9/24/1978	L	9-15 OT
Pittsburgh Steelers	10/15/1978	L	14-34
Pittsburgh Steelers	10/7/1979	L	35-51
at Pittsburgh Steelers	11/25/1979	L	30-33 OT
Pittsburgh Steelers	10/26/1980	W	27-26
at Pittsburgh Steelers	11/16/1980	L	13-16
at Pittsburgh Steelers	10/11/1981	L	7-13
Pittsburgh Steelers	11/22/1981	L	10-32
Pittsburgh Steelers	12/19/1982	W	10-9
at Pittsburgh Steelers	1/2/1983	L	21-37
at Pittsburgh Steelers	10/16/1983	L	17-44
Pittsburgh Steelers	12/18/1983	W	30-17
Pittsburgh Steelers	9/23/1984	W	20-10
at Pittsburgh Steelers	12/9/1984	L	20-23
Pittsburgh Steelers	9/16/1985	W	17-7
at Pittsburgh Steelers	11/3/1985	L	9-10
at Pittsburgh Steelers	10/5/1986	W	27-24
Pittsburgh Steelers	11/23/1986	W	37-31 OT
Pittsburgh Steelers	9/20/1987	W	34-10
at Pittsburgh Steelers	12/26/1987	W	19-13
at Pittsburgh Steelers	10/2/1988	W	23-9
Pittsburgh Steelers	11/20/1988	W	27-7
at Pittsburgh Steelers	9/10/1989	W	51-0
Pittsburgh Steelers	10/15/1989	L	7-17
Pittsburgh Steelers	9/9/1990	W	13-3
at Pittsburgh Steelers	12/23/1990	L	0-35
Pittsburgh Steelers	10/27/1991	W	17-14
at Pittsburgh Steelers	12/22/1991	L	10-17
Pittsburgh Steelers	10/11/1992	W	17-9
at Pittsburgh Steelers	12/27/1992	L	13-23
Pittsburgh Steelers	10/24/1993	W	28-23
at Pittsburgh Steelers	1/2/1994	L	9-16
Pittsburgh Steelers	9/11/1994	L	10-17
at Pittsburgh Steelers	12/18/1994	L	7-17
at Pittsburgh Steelers	1/7/1995	L	9-29
at Pittsburgh Steelers	11/13/1995	L	3-20
Pittsburgh Steelers	11/26/1995	L	17-20
Pittsburgh Steelers	9/12/1999	L	0-43
at Pittsburgh Steelers	11/14/1999	W	16-15
Pittsburgh Steelers	9/17/2000	W	23-20
at Pittsburgh Steelers	10/22/2000	L	0-22
Pittsburgh Steelers	11/11/2001	L	12-15 OT
at Pittsburgh Steelers	1/6/2002	L	7-28

at Pittsburgh Steelers	9/29/2002	L	13-16	OT
Pittsburgh Steelers	11/3/2002	L	20-23	
*at Pittsburgh Steelers	1/5/2003	L	33-36	
at Pittsburgh Steelers	10/5/2003	W	33-13	
Pittsburgh Steelers	11/23/2003	L	6-13	
at Pittsburgh Steelers	10/10/2004	L	23-34	
Pittsburgh Steelers	11/14/2004	L	10-24	
at Pittsburgh Steelers	11/13/2005	L	21-34	
Pittsburgh Steelers	12/24/2005	L	0-41	
Pittsburgh Steelers	11/19/2006	L	20-24	
at Pittsburgh Steelers	12/7/2006	L	7-27	
Pittsburgh Steelers	9/9/2007	L	7-34	
at Pittsburgh Steelers	11/11/2007	L	28-31	
Pittsburgh Steelers	9/14/2008	L	6-10	
at Pittsburgh Steelers	12/28/2008	L	0-31	
at Pittsburgh Steelers	10/18/2009	L	14-27	
Pittsburgh Steelers	12/10/2009	W	13-6	
at Pittsburgh Steelers	10/17/2010	L	10-28	
Pittsburgh Steelers	1/2/2011	L	9-41	
at Pittsburgh Steelers	12/8/2011	L	3-14	
Pittsburgh Steelers	1/1/2012	L	9-13	
Pittsburgh Steelers	11/25/2012	W	20-14	
at Pittsburgh Steelers	12/30/2012	L	10-24	
Pittsburgh Steelers	11/24/2013	L	11-27	
at Pittsburgh Steelers	12/29/2013	L	7-20	
at Pittsburgh Steelers	9/7/2014	L	27-30	
Pittsburgh Steelers	10/12/2014	W	31-10	
at Pittsburgh Steelers	11/15/2015	L	9-30	
Pittsburgh Steelers	1/3/2016	L	12-28	
Pittsburgh Steelers	11/20/2016	L	9-24	
at Pittsburgh Steelers	1/11/2017	L	24-27	OT
Pittsburgh Steelers	9/10/2017	L	18-21	
at Pittsburgh Steelers	12/31/2017	L	24-28	
Pittsburgh Steelers	9/9/2018	T	21-21	OT
at Pittsburgh Steelers	10/28/2018	L	18-33	
Pittsburgh Steelers	11/14/2019	W	21-7	
at Pittsburgh Steelers	12/1/2019	L	13-20	
at Pittsburgh Steelers	10/18/2020	L	7-38	
Pittsburgh Steelers	1/3/2021	W	24-22	
*at Pittsburgh Steelers	1/10/2021	W	48-37	
Pittsburgh Steelers	10/31/2021	L	10-15	
at Pittsburgh Steelers	1/3/2022	L	14-26	
Pittsburgh Steelers	9/22/2022	W	29-17	
at Pittsburgh Steelers	1/8/2023	L	14-28	
Regular Season Totals	61-78-1	.439		
Home	40-29-1	.579		
Away	21-49-0	.300		
Playoffs	1-2-0	.333		

RESULTS VS. SAN FRANCISCO 49ERS

San Francisco 49ers	11/12/1950	W	34-14	
San Francisco 49ers	9/30/1951	L	10-24	
San Francisco 49ers	11/15/1953	W	23-21	
at San Francisco 49ers	10/2/1955	W	38-3	
San Francisco 49ers	11/29/1959	L	20-21	
at San Francisco 49ers	12/15/1962	W	13-10	
at San Francisco 49ers	11/3/1968	W	33-21	
at San Francisco 49ers	9/27/1970	L	31-34	
San Francisco 49ers	12/1/1974	W	7-0	
San Francisco 49ers	9/3/1978	W	24-7	
at San Francisco 49ers	11/15/1981	W	15-12	
San Francisco 49ers	11/11/1984	L	7-41	
at San Francisco 49ers	11/29/1987	L	24-38	
at San Francisco 49ers	10/28/1990	L	17-20	
San Francisco 49ers	9/13/1993	W	23-13	
at San Francisco 49ers	9/21/2003	W	13-12	
San Francisco 49ers	12/30/2007	W	20-7	
at San Francisco 49ers	10/30/2011	L	10-20	
San Francisco 49ers	12/13/2015	W	24-10	
at San Francisco 49ers	10/7/2019	L	3-31	
Regular Season Totals	12-8-0	.600		
Home	7-2-0	.778		
Away	5-6-0	.454		

RESULTS VS. SEATTLE SEAHAWKS

at Seattle Seahawks	12/18/1977	L	19-20	
at Seattle Seahawks	12/3/1978	L	24-47	
Seattle Seahawks	11/11/1979	L	24-29	
at Seattle Seahawks	10/12/1980	W	27-3	
at Seattle Seahawks	12/20/1981	L	21-42	
at Seattle Seahawks	9/12/1982	W	21-7	
Seattle Seahawks	10/2/1983	L	9-24	
at Seattle Seahawks	9/3/1984	L	0-33	
at Seattle Seahawks	12/8/1985	L	13-31	

Seattle Seahawks	10/9/1988	L	10-16	
at Seattle Seahawks	11/12/1989	W	17-7	
at Seattle Seahawks	11/14/1993	L	5-22	
Seattle Seahawks	12/24/1994	W	35-9	
Seattle Seahawks	9/9/2001	L	6-9	
at Seattle Seahawks	11/30/2003	L	7-34	
Seattle Seahawks	11/4/2007	W	33-30	OT
Seattle Seahawks	10/23/2011	W	6-3	
at Seattle Seahawks	12/20/2015	L	13-30	
Seattle Seahawks	10/13/2019	L	28-32	

Regular Season Totals

Home	3-5-0	.375		
Away	3-8-0	.273		

RESULTS VS. TAMPA BAY BUCCANEERS

at Tampa Bay Buccaneers	11/21/1976	W	24-7	
at Tampa Bay Buccaneers	9/28/1980	W	34-27	
Tampa Bay Buccaneers	11/13/1983	W	20-0	
at Tampa Bay Buccaneers	11/5/1989	W	42-31	
Tampa Bay Buccaneers	9/10/1995	W	22-6	
at Tampa Bay Buccaneers	10/13/2002	L	3-17	
Tampa Bay Buccaneers	12/24/2006	L	7-22	
at Tampa Bay Buccaneers	9/12/2010	L	14-17	
Tampa Bay Buccaneers	11/2/2014	W	22-17	
at Tampa Bay Buccaneers	10/21/2018	L	23-26	OT
Tampa Bay Buccaneers	11/27/2022	W	23-17	OT

Regular Season Totals

Home	4-1-0	.800		
Away	3-3-0	.500		

RESULTS VS. TENNESSEE TITANS

Houston Oilers	11/22/1970	W	28-14	
at Houston Oilers	12/7/1970	W	21-10	
Houston Oilers	9/19/1971	W	31-0	
at Houston Oilers	11/28/1971	W	37-24	
at Houston Oilers	10/22/1972	W	23-17	
Houston Oilers	11/5/1972	W	20-0	
Houston Oilers	10/21/1973	W	42-13	
at Houston Oilers	11/11/1973	W	23-13	
Houston Oilers	9/22/1974	W	20-7	
at Houston Oilers	12/15/1974	L	24-28	
Houston Oilers	10/12/1975	L	10-40	
at Houston Oilers	12/21/1975	L	10-21	
at Houston Oilers	11/7/1976	W	21-7	
Houston Oilers	12/5/1976	W	13-10	
at Houston Oilers	10/16/1977	W	24-23	
Houston Oilers	12/11/1977	L	15-19	
Houston Oilers	10/1/1978	L	13-16	
at Houston Oilers	11/5/1978	L	10-14	
at Houston Oilers	9/30/1979	L	10-31	
Houston Oilers	12/2/1979	W	14-7	
Houston Oilers	9/15/1980	L	7-16	
at Houston Oilers	11/30/1980	W	17-14	
Houston Oilers	9/13/1981	L	3-9	
at Houston Oilers	12/3/1981	L	13-17	
at Houston Oilers	12/26/1982	W	20-14	
Houston Oilers	10/30/1983	W	25-19	OT
at Houston Oilers	12/11/1983	L	27-34	
Houston Oilers	11/25/1984	W	27-10	
at Houston Oilers	12/16/1984	W	27-20	
at Houston Oilers	10/13/1985	W	21-6	
Houston Oilers	12/15/1985	W	28-21	
at Houston Oilers	9/14/1986	W	23-20	
Houston Oilers	11/30/1986	W	13-10	OT
Houston Oilers	10/11/1987	L	10-15	
at Houston Oilers	11/22/1987	W	40-7	
at Houston Oilers	11/7/1988	L	17-24	
Houston Oilers	12/18/1988	W	28-23	
*Houston Oilers	12/24/1988	L	23-24	
Houston Oilers	10/29/1989	W	28-17	
at Houston Oilers	12/23/1989	W	24-20	
Houston Oilers	11/18/1990	L	23-35	
at Houston Oilers	12/9/1990	L	14-58	
at Houston Oilers	11/17/1991	L	24-28	
Houston Oilers	12/15/1991	L	14-17	
at Houston Oilers	11/8/1992	W	24-14	
Houston Oilers	12/20/1992	L	14-17	
Houston Oilers	11/21/1993	L	20-27	
at Houston Oilers	12/12/1993	L	17-19	
at Houston Oilers	10/13/1994	W	11-8	
Houston Oilers	11/27/1994	W	34-10	
at Houston Oilers	9/17/1995	W	14-7	
Houston Oilers	11/5/1995	L	10-37	

at Tennessee Titans	9/19/1999	L	9-26
Tennessee Titans	11/28/1999	L	21-33
at Tennessee Titans	11/19/2000	L	10-24
Tennessee Titans	12/17/2000	L	0-24
Tennessee Titans	12/2/2001	L	15-31
at Tennessee Titans	12/30/2001	W	41-38
at Tennessee Titans	9/22/2002	W	31-28 OT
Tennessee Titans	11/6/2005	W	20-14
at Tennessee Titans	12/7/2008	L	9-28
Tennessee Titans	10/2/2011	L	13-31
at Tennessee Titans	10/5/2014	W	29-28
Tennessee Titans	9/20/2015	W	28-14
at Tennessee Titans	10/16/2016	L	26-28
Tennessee Titans	10/22/2017	L	9-12 OT
Tennessee Titans	9/8/2019	L	13-43
at Tennessee Titans	12/6/2020	W	41-35
Regular Season Totals	36-31-0		.537
Home	16-17-0		.485
Away	20-14-0		.588
Playoffs	0-1-0		.000

RESULTS VS. WASHINGTON COMMANDERS

Washington Redskins	11/19/1950	W	20-14
at Washington Redskins	12/10/1950	W	45-21
Washington Redskins	10/14/1951	W	45-0
Washington Redskins	10/26/1952	W	19-15
at Washington Redskins	11/30/1952	W	48-24
at Washington Redskins	10/18/1953	W	30-14
Washington Redskins	11/1/1953	W	27-3
Washington Redskins	11/7/1954	W	62-3
at Washington Redskins	12/5/1954	W	34-14
Washington Redskins	9/25/1955	L	17-27
at Washington Redskins	10/16/1955	W	24-14
at Washington Redskins	10/21/1956	L	9-20
Washington Redskins	11/25/1956	L	17-20
Washington Redskins	11/3/1957	W	21-17
at Washington Redskins	11/17/1957	T	30-30

at Washington Redskins	11/16/1958	W	20-10
Washington Redskins	11/30/1958	W	21-14
Washington Redskins	10/25/1959	W	34-7
at Washington Redskins	11/15/1959	W	31-17
at Washington Redskins	10/30/1960	W	31-10
Washington Redskins	12/4/1960	W	27-16
Washington Redskins	10/8/1961	W	31-7
at Washington Redskins	11/12/1961	W	17-6
Washington Redskins	9/23/1962	L	16-17
at Washington Redskins	11/11/1962	L	9-17
Washington Redskins	9/15/1963	W	37-14
at Washington Redskins	12/15/1963	W	27-20
at Washington Redskins	9/13/1964	W	27-13
Washington Redskins	11/8/1964	W	34-24
at Washington Redskins	9/19/1965	W	17-7
Washington Redskins	12/5/1965	W	24-16
at Washington Redskins	9/11/1966	W	38-14
Washington Redskins	11/20/1966	W	14-3
Washington Redskins	11/26/1967	W	42-37
at Washington Redskins	12/8/1968	W	24-21
Washington Redskins	9/28/1969	W	27-23
at Washington Redskins	12/19/1971	W	20-13
Washington Redskins	10/26/1975	L	7-23
Washington Redskins	10/14/1979	L	9-13
Washington Redskins	10/27/1985	L	7-14
at Washington Redskins	11/27/1988	W	17-13
at Washington Redskins	10/13/1991	L	17-42
Washington Redskins	10/3/2004	W	17-13
at Washington Redskins	10/19/2008	L	11-14
Washington Redskins	12/16/2012	L	21-38
at Washington Redskins	10/2/2016	L	20-31
Washington Football Team	9/27/2020	W	34-20
Washington Commanders	1/1/2023	W	24-10
Regular Season Totals	35-12-1		.740
Home	18-7-0		.711
Away	17-5-1		.761

BROWNS VS. NFL TEAMS

	REGULAR SEASON				PLAYOFFS				COMBINED RECORD			
	W	L	T	%	W	L	T	%	W	L	T	%
Arizona Cardinals	33	16	3	.663	0	0	0	.000	33	16	3	.663
Atlanta Falcons	12	4	0	.750	0	0	0	.000	12	4	0	.750
Baltimore Ravens	13	35	0	.271	0	0	0	.000	13	35	0	.271
Buffalo Bills	12	10	0	.545	1	0	0	1.000	13	10	0	.565
Carolina Panthers	3	4	0	.429	0	0	0	.000	3	4	0	.429
Chicago Bears	10	7	0	.588	0	0	0	.000	10	7	0	.588
Cincinnati Bengals	47	52	0	.475	0	0	0	.000	47	52	0	.475
Dallas Cowboys	16	13	0	.551	2	1	0	.667	18	14	0	.562
Denver Broncos	7	21	0	.250	0	3	0	.000	7	24	0	.225
Detroit Lions	5	16	0	.238	1	3	0	.250	6	19	0	.240
Green Bay Packers	7	13	0	.350	0	1	0	.000	7	14	0	.333
Houston Texans	6	7	0	.462	0	0	0	.000	6	7	0	.462
Indianapolis Colts	16	15	0	.516	2	2	0	.500	18	17	0	.514
Jacksonville Jaguars	6	12	0	.333	0	0	0	.000	6	12	0	.333
Kansas City Chiefs	11	14	2	.444	0	1	0	.000	11	15	2	.428
Las Vegas Raiders	10	15	0	.400	0	2	0	.000	10	17	0	.370
Los Angeles Chargers	9	19	1	.328	0	0	0	.000	9	19	1	.328
Los Angeles Rams	9	12	0	.429	2	1	0	.667	11	13	0	.458
Miami Dolphins	9	10	0	.474	0	2	0	.000	9	12	0	.429
Minnesota Vikings	5	11	0	.312	0	1	0	.000	5	12	0	.294
New England Patriots	12	14	0	.462	1	0	0	1.000	13	14	0	.481
New Orleans Saints	13	6	0	.684	0	0	0	.000	13	6	0	.684
New York Giants	27	21	2	.560	1	1	0	.500	28	22	2	.557
New York Jets	14	14	0	.500	1	0	0	1.000	15	14	0	.517
Philadelphia Eagles	32	17	1	.650	0	0	0	.000	32	17	1	.650
Pittsburgh Steelers	61	78	1	.439	1	2	0	.333	62	80	1	.437
San Francisco 49ers	12	8	0	.600	0	0	0	.000	12	8	0	.600
Seattle Seahawks	6	13	0	.316	0	0	0	.000	6	13	0	.316
Tampa Bay Buccaneers	7	4	0	.636	0	0	0	.000	7	4	0	.636
Tennessee Titans	36	31	0	.537	0	1	0	.000	36	32	0	.529
Washington Commanders	35	12	1	.740	0	0	0	.000	35	12	1	.740
NFL TOTAL RECORDS	501	524	11	.489	12	21	0	.364	513	545	11	.485

BROWNS NFL RANKING BY YARDS (SINCE 1971)

YEAR	OFFENSE			DEFENSE		
	TOTAL	RUSHING	PASSING	TOTAL	RUSHING	PASSING
1971	18	20	9	17	23	4
1972	19	19	21	16	24	3
1973	23	13	23	11	15	9
1974	20	14	23	23	25	8
1975	21	14	21	19	15	23
1976	10	9	11	9	4	13
1977	9	8	10	20	19	13
1978	5	5	8	25	11	28
1979	3	14	6	24	27	19
1980	5	26	2	23	6	28
1981	4	20	4	16	18	15
1982	17	23	12	23	26	14
1983	10	19	6	9	14	9
1984	24	21	18	2	15	3
1985	21	8	25	9	10	12
1986	9	22	8	19	18	15
1987	9	21	5	3	2	8
1988	18	24	9	6	5	6
1989	16	21	11	7	10	9
1990	25	28	12	17	23	15
1991	19	24	9	18	21	15
1992	18	19	17	14	7	19
1993	20	17	19	12	12	13
1994	16	14	19	7	13	7
1995	21	22	14	24	20	24
1999	31	31	29	31	31	11
2000	31	30	30	26	29	12
2001	31	31	28	22	29	11
2002	23	23	18	21	27	15
2003	26	20	25	15	23	7
2004	28	23	25	15	32	5
2005	26	25	23	16T	30	4
2006	31	31	23	27	29	15
2007	8	10	12	30	27	24
2008	31	26	31	26	28	14
2009	32	8	32	31	28	29
2010	29	20	29	22	27	18
2011	29	28	24	10	30	2
2012	25	24	19	23	19	25
2013	18	27T	11	9	18	8
2014	23	17	20	23	32	8
2015	25	22	21	27	30	22
2016	30	19	28	31	31	21
2017	24	18	22	14	7	19
2018	13	14	14	30	28	25
2019	22	12	22	22	30	7
2020	16	3	24	17	9	2
2021	18	4	27	5	12	5
2022	14	6	22	14	25	5

BROWNS IN OVERTIME

Sept. 26, 1977 – Cleveland 30, New England 27, at Cleveland; Browns won coin toss. Brian Sipe threw a 22-yard pass to Dave Logan at Patriots' 19. Don Cockroft kicked a 35-yard field goal at 4:45.

Sept. 10, 1978 – Cleveland 13, Cincinnati 10, at Cleveland; Browns won toss. Larry Collins returned a kickoff 41 yards to the Browns' 47. Don Cockroft kicked a 27-yard field goal at 4:30.

Sept. 24, 1978 – Pittsburgh 15, Cleveland 9, at Pittsburgh; Steelers won toss. Bennie Cunningham scored on a 37-yard "gadget" pass from Terry Bradshaw at 3:43. Steelers started winning drive on their own 21.

Dec. 10, 1978 – Cleveland 37, New York Jets 34, at Cleveland; Browns won toss. Don Cockroft kicked a 22-yard field goal at 3:07.

Sept. 2, 1979 – Cleveland 25, New York Jets 22, at New York; Jets won toss. Pat Leahy's 43-yard field goal attempt was wide right at 4:41. Johnny Evans' punt was blocked by Donald Dykes and recovered by Tom Newton. Chuck Ramsey punted into the end zone for a touchback. Evans punted and Bruce Harper returned to the Jets' 24. Matt Robinson's pass was intercepted by Oliver Davis and returned 33 yards to Jets' 31. Don Cockroft kicked a 27-yard field goal at 14:45.

Nov. 18, 1979 – Cleveland 30, Miami 24, at Cleveland; Browns won toss. Brian Sipe passed 39 yards to Reggie Rucker for touchdown at 1:59.

Nov. 25, 1979 – Pittsburgh 33, Cleveland 30, at Pittsburgh; Browns won toss. Brian Sipe's pass was intercepted by Mel Blount on the Steelers' four. Terry Bradshaw's pass was intercepted by Ron Bolton on Browns' 12. Johnny Evans punted and Theo Bell returned to the Steelers' 17. Matt Bahr kicked a 37-yard field goal at 4:51.

Nov. 8, 1981 – Denver 23, Cleveland 20, at Denver; Browns won toss. Dennis Smith recovered Calvin Hill's fumble at the Denver 48. Craig Morton's 33-yard pass to Rick Upchurch and six-yard run by Dave Preston set up Fred Steinfort's 30-yard field goal at 4:10.

Sept. 25, 1983 – Cleveland 30, San Diego 24, at San Diego; Browns won toss. Harry Holt scored on 48-yard pass play from Brian Sipe at 1:53.

Oct. 30, 1983 – Cleveland 25, Houston 19, at Cleveland; Oilers won toss. Teams traded punts. Mike Whitwell intercepted Gifford Nielsen's pass and returned it to the Oilers' 20. Boyce Green scored a touchdown on next play at 6:34.

Dec. 2, 1984 – Cincinnati 20, Cleveland 17, at Cleveland; Browns won toss. Browns failed to get first down and Steve Cox punted 41 yards. John Simmons returned the punt 30 yards to the Browns' 35. Jim Breech kicked a 35-yard field goal at 4:34.

Sept. 8, 1985 – St. Louis 27, Cleveland 24, at Cleveland; Cardinals won toss. Ron Wolfley returned the kickoff 24 yards to the St. Louis 36. The Cardinals gained 46 yards in nine plays before Neil O'Donoghue kicked a 35-yard field goal at 5:27.

Nov. 23, 1986 – Cleveland 37, Pittsburgh 31, at Cleveland; Browns won toss. Following an exchange of possessions, Bernie Kosar threw a 36-yard touchdown pass to Webster Slaughter at 6:37.

Nov. 30, 1986 – Cleveland 13, Houston 10, at Cleveland; Houston won toss and elected to kickoff. The Browns' drive was stalled. Frank Minnifield intercepted Oliver Luck. The Browns' drive halted. Minnifield intercepted Luck again. Mark Moseley kicked a 29-yard field goal at 14:44.

Jan. 3, 1987 – Cleveland 23, N.Y. Jets 20 (2 OT), at Cleveland (AFC Divisional Playoffs); Jets won coin toss in first overtime. Dave Jennings punted to Browns' 26. Browns drove to Jets 5. Mark Moseley missed 23-yard field goal (wide right). Jennings punted to Browns 38. Jeff Gossett punted to Jets 19. Jennings punted to Browns 31. Moseley kicked 27-yard field goal following a 60-yard drive at 2:02 (2nd OT).

Jan. 11, 1987 – Denver 23, Cleveland 20, at Cleveland (AFC Championship); Browns won toss. Jeff Gossett punted to Gerald Willhite, who returned the ball to the Denver 25. Rich Karlis kicked a 33-yard field goal at 5:48.

Nov. 1, 1987 – San Diego 27, Cleveland 24, at San Diego; Browns won toss. Bernie Kosar's pass intended for Ernest Byner was intercepted by Vencie Glenn. Vince Abbott kicked 33-yard field goal at 2:16.

Oct. 8, 1989 – Miami 13, Cleveland 10, at Miami; Browns won toss. Matt Bahr missed a 44-yard field goal wide left. Pete Stoyanovich kicked a 35-yard field goal at 8:37.

Nov. 19, 1989 – Cleveland 10, Kansas City 10, at Cleveland; Browns won toss. Each team had three possessions. Nick Lowery was short on a 47-yard field goal attempt at :17.

Dec. 10, 1989 – Indianapolis 23, Cleveland 17, at Indianapolis; Browns won toss. Matt Bahr missed a 35-yard field goal wide left. The Colts punted. Bernie Kosar's pass was intercepted by Mike Prior, who returns 58 yards for a TD at 4:06.

Dec. 17, 1989 – Cleveland 23, Minnesota 17, at Cleveland; Browns won toss. After both teams punted, Mike Pagel threw a 14-yard pass to Van Waiters on a fake 31-yard field goal attempt at 5:30.

Oct. 20, 1991 – Cleveland 30, San Diego 24, at San Diego; Chargers won toss. The teams exchanged possessions. David Brandon scored on a 30-yard interception of John Friesz at 9:02.

Oct. 29, 1995 – Cleveland 29, Cincinnati 26, at Cincinnati; Browns won toss. On the Bengals' second possession, Carl Banks tipped a Jeff Blake pass into the hands of Dana Hall, who returned the ball to the Cincinnati 45. Earnest Byner raced 23 yards on a draw to set up Matt Stover's 28-yard field goal with 8:30 left in overtime.

Nov. 4, 2001 – Chicago 27, Cleveland 21, at Chicago; Bears won toss. The Browns shut down Chicago on the first series of overtime, forcing a Chicago punt. On the third play of Cleveland's first possession in overtime, Brian Robinson tipped a pass from Tim Couch and the ball was intercepted by Mike Brown, who returned it for the winning touchdown with 12:10 left in overtime.

Nov. 11, 2001 – Pittsburgh 15, Cleveland 12, at Cleveland; Steelers won toss. The Steelers took the opening kickoff and ran eight times for 58 yards, including 48 yards by Jerome Bettis, to set up a 32-yard field goal by Kris Brown with 9:38 remaining in overtime.

Sept. 22, 2002 – Cleveland 31, Tennessee 28, at Tennessee; Browns won the toss. Cleveland overcame a 14-point fourth quarter deficit to force overtime. The Browns took the opening kickoff and drove 65 yards on eight plays to set up a 33-yard field goal by Phil Dawson.

Sept. 29, 2002 – Pittsburgh 16, Cleveland 13, at Pittsburgh; Steelers won toss. Cleveland rookie LB Andra Davis intercepted Steelers' QB Tommy Maddox on Pittsburgh's first possession, but Browns K Phil Dawson missed a 45-yard field goal attempt. Pittsburgh answered with an 11-play, 52-yard drive, capped by a 31-yard field goal by K Todd Peterson. Peterson's first attempt at the game-winner on third down was blocked by the Browns but recovered by Pittsburgh behind the line of scrimmage to set up another fourth down kick.

Dec. 14, 2003 – Denver 23, Cleveland 20, at Denver; Browns won toss. Cleveland overcame an early 10-0 deficit in the 1st quarter as Browns' QB Tim Couch threw for 2 TDs in regulation. Denver stopped Cleveland in OT and orchestrated an 8-play, 46-yard drive as Broncos K Jason Elam connected on a 25-yard field goal.

Oct. 24, 2004 – Philadelphia 34, Cleveland 31, at Cleveland; Eagles won toss. QB Jeff Garcia sent the game to overtime with a 4-yard run with :30 left in the fourth quarter. The Browns forced a punt on the Eagles first possession of overtime but couldn't cross mid-field and gave the ball back to Philadelphia. Eagles K David Akers made a 50-yard field goal with 5:02 left in overtime.

Dec. 3, 2006 – Cleveland 31, Kansas City 28, at Cleveland; Kansas City won toss. The Browns scored two touchdowns in the final nine minutes of regulation to bring the game into overtime. Cleveland's defense held the Chiefs to a punt on their first overtime possession. The Browns drove 63 yards on their ensuing drive, which included a 33-yard run by quarterback Derek Anderson to set up Phil Dawson's game-winning 33-yard field goal at the 5:38 mark.

Nov. 4, 2007 – Cleveland 33, Seattle 30, at Cleveland; Seattle won toss. The Browns stopped Seahawks RB Maurice Morris for no gain on a fourth and one play from the Cleveland 44-yard line. After taking possession, the Browns moved the ball 49 yards in five plays and K Phil Dawson nailed a 25-yard game-winning field goal at the 9:19 mark.

Nov. 18, 2007 – Cleveland 33, Baltimore 30, at Baltimore; Cleveland won toss. Browns K Phil Dawson tied the game at the end of regulation on a 51-yard field goal that hit the back of the cross bar and bounced out. After consultation, the officials ruled the 51-yard field goal good, which sent the game to overtime. After winning the coin toss, the Browns moved the ball in nine plays and Dawson nailed a game-winning 33-yard field goal at the 9:10 mark.

Oct. 4, 2009 – Cincinnati 23, Cleveland 20, at Cleveland; Cincinnati won toss. The Browns eliminated a 14-0 second quarter deficit, but Cincinnati K Shayne Graham connected on a 31-yard game-winning field goal with seven seconds left in overtime.

Nov. 14, 2010 – New York Jets 26, Cleveland 20, at Cleveland; N.Y. Jets won toss. Browns QB Colt McCoy completed 5 of 9 passes for 58 yards, during a 10-play drive capped off by a 3-yard touchdown pass to WR Mohamed Massaquoi to tie the game at 20-20 with 44 seconds remaining in regulation. After three unsuccessful series for both teams, the Jets closed the game on the first play of their next series with a 37-yard touchdown pass to WR Santonio Holmes with 24 seconds remaining in overtime.

Dec. 18, 2011 – Arizona Cardinals 20, Cleveland 17, at Arizona; Cleveland won toss. Arizona scored 10 unanswered fourth quarter points, including a 33-yard field goal by Jay Feely to tie the game with 5:40 remaining in regulation. The Browns punted on their opening possession in overtime and DB Patrick Peterson returned it 32 yards to the Cleveland 40. Three plays later QB John Skelton connected with WR Larry Fitzgerald for a 32-yard reception. Feely converted on a 22-yard game-winning field goal.

Nov. 18, 2012 – Dallas Cowboys 23, Cleveland 20, at Dallas; Dallas won toss. Browns QB Brandon Weeden connected with TE Benjamin Watson for a 17-yard touchdown with 1:07 remaining in the fourth to put Cleveland ahead 20-17, but Dallas sent the game to overtime after K Dan Bailey converted on a 32-yard field goal with two seconds remaining in regulation. In overtime, the Cowboys drove 28 yards following a 20-yard punt return to set up Bailey for a 38-yard game-winning field goal.

Nov. 11, 2015 – Cleveland 33, Baltimore Ravens 30, at Baltimore; Baltimore won toss. Ravens K Justin Tucker connected on a 23-yard field goal with 25 seconds remaining in the fourth quarter to tie the game. After the Browns defense forced a three-and-out, Cleveland drove 51 yards on 11 plays. Browns QB Josh McCown completed all four of his passes for 49 yards to set up K Travis Coons for a 32-yard game-winning field goal.

Nov. 18, 2015 – Denver Broncos 26, Cleveland 23, at Cleveland; Denver won toss. The Browns recorded an interception on Denver's opening possession in overtime but were forced to punt after losing yards on three consecutive plays, including two sacks. The Broncos drove 72 yards on 13 plays to set up K Brandon McManus for a 34-yard game-winning field goal.

Sept. 25, 2016 – Miami Dolphins 30, Cleveland 24, at Miami; Cleveland won toss. On the Dolphins second possession in overtime, Miami QB Ryan Tannehill connected with WR Jarvis Landry for a 32-yard completion to set up RB Jay Ajayi for an 11-yard rushing touchdown on the next play.

Jan. 1, 2017 – Pittsburgh Steelers 27, Cleveland 24, at Pittsburgh; Cleveland won toss. The Browns capped off a 17-play, 65-yard drive with a 34-yard field goal by K Cody Parkey. Pittsburgh responded with a 75-yard drive that resulted in a 26-yard touchdown pass to WR Cobi Hamilton.

Oct. 22, 2017 – Tennessee Titans 12, Cleveland 9, at Cleveland; Cleveland won toss. Browns K Zane Gonzalez converted a 54-yard field goal with four seconds remaining in regulation. On the Titans' second possession in overtime, K Ryan Succop connected on a 46-yard game-winning field goal.

Dec. 17, 2017 – Green Bay Packers 27, Cleveland 21, at Cleveland; Cleveland won toss. After DB Josh Jones intercepted QB DeShone Kizer on the opening possession, QB Brett Hundley found WR Davante Adams for a 25-yard touchdown pass.

Sept. 9, 2018 – Cleveland 21, Pittsburgh Steelers 21, at Cleveland; Cleveland won toss. Steelers K Chris Boswell missed a 42-yard field goal with 1:47 remaining. LB Joe Schobert returned a fumble 28 yards to set up a 43-yard field goal attempt with 13 seconds remaining but K Zane Gonzalez attempt was blocked.

Sept. 30, 2018 – Oakland Raiders 45, Cleveland 42, at Oakland; Oakland won toss. On their second possession, the Raiders drove 70 yards on 11 plays, capped off by a 29-yard field goal by K Matt McCrane.

Oct. 7, 2018 – Cleveland 12, Baltimore Ravens 9, at Cleveland; Cleveland won toss. On a third and eight on the Cleveland 18-yard line, QB Baker Mayfield connected with WR Derrick Willies for a 39-yard gain. The Browns capped off the drive with a 37-yard K Greg Joseph field goal.

Oct. 21, 2018 – Tampa Bay Buccaneers 26, Cleveland 23, at Tampa Bay; Cleveland won toss. A fumbled punt return by Jabrill Peppers gave Tampa Bay the ball at the Cleveland 48-yard line. K Chandler Catanzaro sealed the game with a 59-yard field goal with 1:55 remaining.

Nov. 27, 2022 – Cleveland 23, Tampa Bay Buccaneers 17, at Cleveland; Tampa Bay won toss. On a third and four on the Tampa 48-yard line, QB Jacoby Brissett connected with WR Amari Cooper for a 45-yard gain. Two plays later, RB Nick Chubb scored a three-yard touchdown.

NOTE: Cleveland's overtime record is 19-24-2 (20-25-3 including postseason). The Browns team record with four overtime games in a season is four set in 1989 and 2018, tied for second most in NFL history. The Browns are 1-1 in postseason overtime games. Coin toss results (includes post-season): Browns won toss (11-14-2); Browns lost toss (9-9).

BROWNS ON PRIME TIME BY YEAR

1970s (5-2)

Sept. 21, 1970*	Cleveland 31, New York Jets 21	at Cleveland
Dec. 7, 1970	Cleveland 21, Houston 10	at Houston
Oct. 4, 1971	Oakland 34, Cleveland 20	at Cleveland
Nov. 13, 1972	Cleveland 21, San Diego 17	at San Diego
Oct. 15, 1973	Miami 17, Cleveland 9	at Cleveland
Sept. 26, 1977	Cleveland 30, New England 27 (OT)	at Cleveland
Sept. 24, 1979	Cleveland 26, Dallas 7	at Cleveland

1980s (8-9)

Sept. 15, 1980	Houston 16, Cleveland 7	at Cleveland
Nov. 3, 1980	Cleveland 27, Chicago 21	at Cleveland
Sept. 7, 1981	San Diego 44, Cleveland 14	at Cleveland
Dec. 3, 1981	Houston 17, Cleveland 13	at Houston
Sept. 15, 1983	Cleveland 17, Cincinnati 7	at Cleveland
Sept. 16, 1984#	Denver 24, Cleveland 14	at Cleveland
Sept. 16, 1985	Cleveland 17, Pittsburgh 7	at Cleveland
Sept. 18, 1986**	Cincinnati 30, Cleveland 13	at Cleveland
Nov. 10, 1986	Cleveland 26, Miami 16	at Cleveland
Oct. 26, 1987	Cleveland 30, L.A. Rams 17	at Cleveland
Nov. 29, 1987#	San Francisco 38, Cleveland 24	at San Francisco
Sept. 19, 1988	Cleveland 23, Indianapolis 17	at Cleveland
Nov. 7, 1988	Houston 24, Cleveland 17	at Houston
Dec. 12, 1988	Miami 38, Cleveland 31	at Miami
Sept. 25, 1989	Cincinnati 21, Cleveland 14	at Cincinnati
Oct. 23, 1989	Cleveland 27, Chicago 7	at Cleveland
Dec. 23, 1989##	Cleveland 24, Houston 20	at Houston

1990s (3-6)

Oct. 8, 1990	Cleveland 30, Denver 29	at Denver
Oct. 22, 1990	Cincinnati 34, Cleveland 13	at Cleveland
Nov. 17, 1991#	Houston 28, Cleveland 24	at Houston
Sept. 14, 1992	Miami 27, Cleveland 23	at Cleveland
Sept. 13, 1993	Cleveland 23, San Francisco 13	at Cleveland
Oct. 13, 1994**	Cleveland 11, Houston 8	at Houston
Oct. 2, 1995	Buffalo 22, Cleveland 19	at Cleveland
Nov. 13, 1995	Pittsburgh 20, Cleveland 3	at Pittsburgh
Sept. 12, 1999#	Pittsburgh 43, Cleveland 0	at Cleveland

2000s (4-10)

Oct. 6, 2002#	Baltimore 26, Cleveland 21	at Cleveland
Oct. 5, 2003#	Cleveland 33, Pittsburgh 13	at Pittsburgh
Dec. 8, 2003	St. Louis 26, Cleveland 20	at Cleveland
Nov. 7, 2004#	Baltimore 27, Cleveland 13	at Baltimore
Dec. 26, 2004#	Miami 10, Cleveland 7	at Miami
Nov. 13, 2005#	Pittsburgh 34, Cleveland 21	at Pittsburgh
Dec. 7, 2006**	Pittsburgh 27, Cleveland 7	at Pittsburgh
Sept. 14, 2008#	Pittsburgh 10, Cleveland 6	at Cleveland
Oct. 13, 2008	Cleveland 35, New York Giants 14	at Cleveland
Nov. 6, 2008**	Denver 34, Cleveland 30	at Cleveland
Nov. 17, 2008	Cleveland 29, Buffalo 27	at Buffalo
Dec. 15, 2008	Philadelphia 30, Cleveland 10	at Philadelphia
Nov. 16, 2009	Baltimore 16, Cleveland 0	at Cleveland
Dec. 10, 2009**	Cleveland 13, Pittsburgh 6	at Cleveland

2010s (6-7)

Dec. 12, 2011**	Pittsburgh 14, Cleveland 3	at Pittsburgh
Sept. 27, 2012**	Baltimore 23, Cleveland 16	at Baltimore
Oct. 3, 2013**	Cleveland 37, Buffalo 24	at Cleveland
Nov. 6, 2014**	Cleveland 24, Cincinnati 3	at Cincinnati
Nov. 5, 2015**	Cincinnati 31, Cleveland 10	at Cincinnati
Nov. 30, 2015	Baltimore 33, Cleveland 27	at Cleveland
Nov. 10, 2016**	Baltimore 28, Cleveland 17	at Baltimore
Sept. 20, 2018**	Cleveland 21, New York Jets 17	at Cleveland
Dec. 15, 2018##	Cleveland 17, Denver 16	at Denver
Sept. 16, 2019	Cleveland 23, New York Jets 3	at New York
Sept. 22, 2019	L.A. Rams 20, Cleveland 13	at Cleveland
Oct. 7, 2019	San Francisco 31, Cleveland 3	at San Francisco
Nov. 14, 2019	Cleveland 21, Pittsburgh 7	at Cleveland

2020s (5-3)

Sept. 17, 2020**	Cleveland 35, Cincinnati 30	at Cleveland
Dec. 14, 2020	Baltimore 47, Cleveland 42	at Cleveland
Dec. 20, 2020#	Cleveland 20, New York Giants 6	at New York
Oct. 11, 2021**	Cleveland 17, Denver 14	at Cleveland
Nov. 28, 2021#	Baltimore 16, Cleveland 10	at Baltimore
Jan. 3, 2022	Pittsburgh 26, Cleveland 14	at Pittsburgh
Sept. 22, 2022**	Cleveland, 29, Pittsburgh 17	at Cleveland
Oct. 31, 2022	Cleveland 32, Cincinnati 13	at Cleveland

* First game ever on Monday Night Football
Monday Nights Except: **Thursday Night, #Sunday Night, ##Saturday Night

BROWNS ON PRIME TIME BY DAY

MONDAY NIGHT (17-18)

*Sept. 21, 1970	Cleveland 31, New York Jets 21	at Cleveland
Dec. 7, 1970	Cleveland 21, Houston 10	at Houston
Oct. 4, 1971	Oakland 34, Cleveland 20	at Cleveland
Nov. 13, 1972	Cleveland 21, San Diego 17	at San Diego
Oct. 15, 1973	Miami 17, Cleveland 9	at Cleveland
Sept. 26, 1977	Cleveland 30, New England 27 (OT)	at Cleveland
Sept. 24, 1979	Cleveland 26, Dallas 7	at Cleveland
Sept. 15, 1980	Houston 16, Cleveland 7	at Cleveland
Nov. 3, 1980	Cleveland 27, Chicago 21	at Cleveland
Sept. 7, 1981	San Diego 44, Cleveland 14	at Cleveland
Sept. 16, 1985	Cleveland 17, Pittsburgh 7	at Cleveland
Nov. 10, 1986	Cleveland 26, Miami 16	at Cleveland
Oct. 26, 1987	Cleveland 30, L.A. Rams 17	at Cleveland
Sept. 19, 1988	Cleveland 23, Indianapolis 17	at Cleveland
Nov. 7, 1988	Houston 24, Cleveland 17	at Houston
Dec. 12, 1988	Miami 38, Cleveland 31	at Miami
Sept. 25, 1989	Cincinnati 21, Cleveland 14	at Cincinnati
Oct. 23, 1989	Cleveland 27, Chicago 7	at Cleveland
Oct. 8, 1990	Cleveland 30, Denver 29	at Denver
Sept. 22, 1990	Cincinnati 34, Cleveland 13	at Cleveland
Sept. 14, 1992	Miami 27, Cleveland 23	at Cleveland
Sept. 13, 1993	Cleveland 23, San Francisco 13	at Cleveland
Oct. 2, 1995	Buffalo 22, Cleveland 19	at Cleveland
Nov. 13, 1995	Pittsburgh 20, Cleveland 3	at Pittsburgh
Dec. 8, 2003	St. Louis 26, Cleveland 20	at Cleveland
Oct. 13, 2008	Cleveland 35, New York Giants 14	at Cleveland
Nov. 17, 2008	Cleveland 29, Buffalo 27	at Buffalo
Dec. 15, 2008	Philadelphia 30, Cleveland 10	at Philadelphia
Nov. 16, 2009	Baltimore 16, Cleveland 0	at Cleveland
Nov. 20, 2015	Baltimore 33, Cleveland 27	at Cleveland
Sept. 16, 2019	Cleveland 23, New York Jets 3	at New York
Oct. 7, 2019	San Francisco 31, Cleveland 3	at San Francisco
Dec. 14, 2020	Baltimore 47, Cleveland 42	at Cleveland
Jan. 3, 2022	Pittsburgh 26, Cleveland 14	at Pittsburgh
Oct. 31, 2022	Cleveland 32, Cincinnati 13	at Cleveland

SUNDAY NIGHT (2-11)

Sept. 16, 1984	Denver 24, Cleveland 14	at Cleveland
Nov. 29, 1987	San Francisco 38, Cleveland 24	at San Francisco
Nov. 17, 1991	Houston 28, Cleveland 24	at Houston
Sept. 12, 1999	Pittsburgh 43, Cleveland 0	at Cleveland
Oct. 6, 2002	Baltimore 26, Cleveland 21	at Cleveland
Oct. 5, 2003	Cleveland 33, Pittsburgh 13	at Pittsburgh
Nov. 7, 2004	Baltimore 27, Cleveland 13	at Baltimore
Dec. 26, 2004	Miami 10, Cleveland 7	at Miami
Nov. 13, 2005	Pittsburgh 34, Cleveland 21	at Pittsburgh
Sept. 14, 2008	Pittsburgh 10, Cleveland 6	at Cleveland
Sept. 22, 2019	L.A. Rams 20, Cleveland 13	at Cleveland
Dec. 20, 2020	Cleveland 20, New York Giants 6	at New York
Nov. 28, 2021	Baltimore 16, Cleveland 10	at Baltimore

SATURDAY NIGHT (2-0)

Dec. 23, 1989	Cleveland 24, Houston 20	at Houston
Dec. 15, 2018	Cleveland 17, Denver 16	at Denver

THURSDAY NIGHT (10-8)

Dec. 3, 1981	Houston 17, Cleveland 13	at Houston
Sept. 15, 1983	Cleveland 17, Cincinnati 7	at Cleveland
Sept. 18, 1986	Cincinnati 30, Cleveland 13	at Cleveland
Oct. 13, 1994	Cleveland 11, Houston 8	at Houston
Dec. 7, 2006	Pittsburgh 27, Cleveland 7	at Pittsburgh
Nov. 6, 2008	Denver 34, Cleveland 30	at Cleveland
Dec. 10, 2009	Cleveland 13, Pittsburgh 6	at Cleveland
Dec. 12, 2011	Pittsburgh 14, Cleveland 3	at Pittsburgh
Sept. 27, 2012	Baltimore 23, Cleveland 16	at Baltimore
Oct. 3, 2013	Cleveland 37, Buffalo 24	at Cleveland
Nov. 6, 2014	Cleveland 24, Cincinnati 3	at Cincinnati
Nov. 5, 2015	Cincinnati 31, Cleveland 10	at Cincinnati
Nov. 10, 2016	Baltimore 28, Cleveland 17	at Baltimore
Sept. 20, 2018	Cleveland 21, New York Jets 17	at Cleveland
Nov. 14, 2019	Cleveland 21, Pittsburgh 7	at Cleveland
Sept. 17, 2020	Cleveland 35, Cincinnati 30	at Cleveland
Oct. 21, 2021	Cleveland 17, Denver 14	at Cleveland
Sept. 22, 2022	Cleveland, 29, Pittsburgh 17	at Cleveland

* First-ever game on Monday Night Football

SHUTOUTS BY BROWNS

12/16/2007	vs. Buffalo Bills	8-0
11/20/2005	vs. Miami Dolphins	22-0
11/25/2001	vs. Cincinnati Bengals	18-0
9/18/1994	vs. Arizona Cardinals	32-0
12/1/1991	at Indianapolis Colts	31-0
9/8/1991	at New England Patriots	20-0
9/10/1989	at Pittsburgh Steelers	51-0
10/18/1987	at Cincinnati Bengals	34-0*
11/20/1983	at New England Patriots	30-0
11/13/1983	vs. Tampa Bay Buccaneers	20-0
12/1/1974	vs. San Francisco 49ers	7-0
11/5/1972	vs. Houston Oilers	20-0
9/19/1971	vs. Houston Oilers	31-0
10/25/1970	at Miami Dolphins	28-0
10/22/1967	vs. Chicago Bears	24-0
12/27/1964	vs. Baltimore Colts	27-0**
12/11/1960	vs. Chicago Bears	42-0
12/1/1957	vs. Chicago Cardinals	31-0
11/10/1957	vs. Pittsburgh Steelers	24-0
11/18/1956	at Philadelphia Eagles	16-0
11/21/1954	vs. Philadelphia Eagles	6-0
10/25/1953	at New York Giants	7-0
9/27/1953	at Green Bay Packers	27-0
12/7/1952	at Chicago Cardinals	10-0
12/9/1951	at Pittsburgh Steelers	28-0
11/18/1951	at New York Giants	10-0
10/21/1951	vs. Pittsburgh Steelers	17-0
10/14/1951	vs. Washington Redskins	45-0
9/24/1950	at Baltimore Colts	31-0

* Replacement game, during 1987 players' strike

** NFL Championship Game

SHUTOUTS BY OPPONENTS

12/14/2014	vs. Cincinnati Bengals	0-30
11/16/2009	vs. Baltimore Ravens	0-16
12/28/2008	at Pittsburgh Steelers	0-31
12/21/2008	vs. Cincinnati Bengals	0-14
11/26/2006	vs. Cincinnati Bengals	0-30
12/24/2005	vs. Pittsburgh Steelers	0-41
12/19/2004	vs. San Diego Chargers	0-21
12/21/2003	vs. Baltimore Ravens	0-35
12/17/2000	vs. Tennessee Titans	0-24
12/3/2000	at Jacksonville Jaguars	0-48
10/22/2000	at Pittsburgh Steelers	0-22
10/1/2000	vs. Baltimore Ravens	0-12
9/12/1999	vs. Pittsburgh Steelers	0-43
9/27/1992	vs. Denver Broncos	0-12
12/23/1990	at Pittsburgh Steelers	0-35
11/4/1990	vs. Buffalo Bills	0-42
9/30/1990	at Kansas City Chiefs	0-34
12/3/1989	vs. Cincinnati Bengals	0-21
9/3/1984	at Seattle Seahawks	0-33
11/27/1977	vs. Los Angeles Rams	0-9
12/3/1972	at Pittsburgh Steelers	0-30
10/15/1972	vs. Chicago Bears	0-7
10/24/1971	vs. Denver Broncos	0-27
12/29/1968	vs. Baltimore Colts	0-34**
12/21/1958	at New York Giants	0-10#
10/1/1950	vs. New York Giants	0-6

Playoff Game

**NFL Championship Game

The Browns have won 29 NFL games by shutout and lost 25. Cleveland registered eight shutouts in the AAFC and was never shutout.

HEAD COACHES RECORDS

YEARS	COACH	LEAGUE	REGULAR SEASON				PLAYOFFS				COMBINED RECORD			
			W	L	T	%	W	L	T	%	W	L	T	%
1946-49	Paul Brown	AAFC	47	4	3	.898	5	0	0	1.000	52	4	3	.907
1950-62	Paul Brown	NFL	111	44	5	.709	4	5	0	.444	115	49	5	.695
1946-62	Paul Brown	NFL/AAFC	158	48	8	.757	9	5	0	.643	167	53	8	.750
1963-70	Blanton Collier	NFL	76	34	2	.688	3	4	0	.429	79	38	2	.672
1971-74	Nick Skorich	NFL	30	24	2	.556	0	2	0	.000	30	26	2	.534
1975-77	Forrest Gregg	NFL	18	23	0	.439	0	0	0	.000	18	23	0	.439
1977	Dick Modzelewski*	NFL	0	1	0	.000	0	0	0	.000	0	1	0	.000
1978-84	Sam Rutigliano	NFL	47	50	0	.485	0	2	0	.000	47	52	0	.475
1984-88	Marty Schottenheimer	NFL	44	27	0	.620	2	4	0	.333	46	31	0	.597
1989-90	Bud Carson	NFL	11	13	1	.460	1	1	0	.500	12	14	1	.463
1990	Jim Hofner*	NFL	1	6	0	.143	0	0	0	.000	1	6	0	.143
1991-95	Bill Belichick	NFL	36	44	0	.450	1	1	0	.500	37	45	0	.451
1999-00	Chris Palmer	NFL	5	27	0	.156	0	0	0	.000	5	27	0	.156
2001-04	Butch Davis	NFL	24	35	0	.407	0	1	0	.000	24	36	0	.400
2004	Terry Robiskie*	NFL	1	4	0	.200	0	0	0	.000	1	4	0	.200
2005-08	Romeo Crennel	NFL	24	40	0	.375	0	0	0	.000	24	40	0	.375
2009-10	Eric Mangini	NFL	10	22	0	.313	0	0	0	.000	10	22	0	.313
2010-12	Pat Shurmur	NFL	9	23	0	.281	0	0	0	.000	9	23	0	.281
2013	Rob Chudzinski	NFL	4	12	0	.250	0	0	0	.000	4	12	0	.250
2014-15	Mike Pettine	NFL	10	22	0	.313	0	0	0	.000	10	22	0	.313
2016-18	Hue Jackson	NFL	3	36	1	.088	0	0	0	.000	3	36	1	.088
2018	Gregg Williams*	NFL	5	3	0	.625	0	0	0	.000	5	3	0	.625
2019	Freddie Kitchens	NFL	6	10	0	.375	0	0	0	.000	6	10	0	.375
2020-22	Kevin Stefanski	NFL	26	24	0	.575	1	1	0	.500	27	25	0	.519
Team Totals in NFL			501	524	11	.489	12	21	0	.364	513	545	11	.485
Team Totals in AAFC			47	4	3	.898	5	0	0	1.000	52	4	3	.907
Team Totals in NFL/AAFC Combined			548	528	14	.507	17	21	0	.447	565	549	14	.507

ALL-TIME PRESEASON RESULTS

1946 (1-0)

8/30 Brooklyn Dodgers at Akron (35,964).....35-20

1947 (1-0)

8/29 Baltimore Colts at Akron (35,106).....28-0

1948 (1-1)

8/22 Buffalo Bisons at Akron (28,069).....35-21

8/27 Baltimore Colts at Toledo (13,433).....17-21

1949 (2-0-1)

8/14 Chicago Hornets at Toledo (13,500).....21-0

8/19 San Francisco 49ers (31,157).....21-21

8/26 New York Yankees at Akron (19,441).....28-21

1950 (5-0)

8/12 Green Bay Packers at Toledo (10,000).....38-7

8/19 Baltimore Colts at Cincinnati (21,000).....34-7

8/25 Detroit Lions at Akron (23,670).....35-14

9/1 Chicago Bears (51,076).....27-23

9/4 Pittsburgh Steelers at Buffalo (15,259).....41-31

1951 (4-1)

8/17 College All-Stars (92,180).....33-0

8/25 New York Yankees at Akron (25,820).....52-0

9/4 at Detroit Lions (35,165).....20-21

9/9 at Chicago Bears (67,342).....32-21

9/14 Los Angeles Rams (38,851).....7-6

1952 (2-2)

8/23 at Green Bay Packers (22,215).....21-14

8/29 Chicago Bears (37,976).....14-7

9/6 Detroit Lions at Syracuse (26,000).....21-28

9/13 San Francisco 49ers at Akron (30,119).....31-35

1953 (4-1-1)

8/23 at San Francisco 49ers (36,273).....20-7

8/28 at Los Angeles Rams (21,440).....9-27

9/4 at Detroit Lions (39,985).....24-24

9/7 Baltimore Colts at Akron (20,000).....23-21

9/11 at Chicago Bears (36,796).....20-14

9/19 Green Bay Packers (22,336).....21-13

1954 (2-3)

8/21 at Green Bay Packers (15,747).....14-13

8/27 at Los Angeles Rams (58,567).....10-38

9/5 at San Francisco 49ers (46,877).....21-38

9/10 Detroit Lions at Dallas (42,000).....31-56

9/18 Chicago Bears (17,631).....35-7

1955 (1-5)

8/12 College All-Stars (75,000).....27-30

8/20 Green Bay Packers at Akron (22,000).....13-7

8/28 at San Francisco 49ers (41,604).....14-17

9/2 Los Angeles Rams (35,948).....21-38

9/10 Detroit Lions (29,581).....3-19

9/15 at Chicago Bears (43,067).....21-24

1956 (2-5)

8/10 College All-Stars (75,000).....26-0

8/19 at San Francisco 49ers (38,741).....17-28

8/24 at Los Angeles Rams (40,175).....6-17

9/1 Green Bay Packers (15,456).....20-21

9/7 at Detroit Lions (48,105).....0-17

9/15 Detroit Lions at Akron (28,201).....14-31

9/21 at Chicago Bears (56,543).....24-14

1957 (2-4)

8/14 at Detroit Lions (40,150).....10-20

8/24 Pittsburgh Steelers at Akron (26,669).....28-13

9/1 at San Francisco 49ers (32,840).....17-21

9/6 at Los Angeles Rams (45,011).....14-20

9/14 Detroit Lions (34,369).....23-7

9/20 at Chicago Bears (47,354).....3-29

1958 (3-3)

8/16 Pittsburgh Steelers at Akron (27,202).....10-0

8/22 at Detroit Lions (36,662).....7-17

8/29 at Los Angeles Rams (41,387).....13-10

9/7 at San Francisco 49ers (31,339).....16-21

9/12 at Chicago Bears (52,669).....31-42

9/20 Detroit Lions (35,343).....41-7

1959 (2-4)

8/11 at Pittsburgh Steelers (27,432).....20-34

8/22 Detroit Lions at Akron (22,654).....3-9

8/30 at San Francisco 49ers (24,737).....14-17

9/5 at Los Angeles Rams (55,883).....27-24

9/13 at Detroit Lions (33,435).....28-31

9/19 Chicago Bears (25,316).....33-31

1960 (5-1)

8/13 at Detroit Lions (24,620).....28-14

8/18 at Pittsburgh Steelers (16,360).....27-24

8/27 at Los Angeles Rams (48,175).....17-22

9/3 San Francisco 49ers at Portland (25,898).....26-24

9/10 Chicago Bears at Akron (21,568).....16-10

9/17 Detroit Lions (25,911).....14-10

1961 (3-2)

8/11 at Detroit Lions (25,602).....7-35

8/20 at San Francisco 49ers (38,759).....27-24

8/25 at Los Angeles Rams (40,086).....34-17

9/1 Pittsburgh Steelers at Akron (27,758).....38-6

9/7 Detroit Lions (41,374).....17-35

1962 (5-0)

8/11 at Detroit Lions (34,241).....17-14

8/18 Pittsburgh Steelers (77,683).....33-10

8/25 San Francisco 49ers at Portland (27,161).....34-27

9/1 at Los Angeles Rams (43,118).....26-24

9/7 at Chicago Bears (57,878).....28-24

1963 (2-3)

8/10 at Detroit Lions (37,248).....10-24

8/17 Baltimore Colts (83,218).....7-21

8/25 at San Francisco 49ers (28,335).....24-7

8/31 at Los Angeles Rams (45,623).....23-14

9/7 Pittsburgh Steelers at Canton (18,462).....7-16

1964 (4-1)

8/9 at San Francisco 49ers (27,404).....7-26

8/15 at Los Angeles Rams (43,183).....56-31

8/22 Pittsburgh Steelers at Akron (27,255).....42-7

8/28 at Detroit Lions (36,946).....35-14

9/5 Green Bay Packers (83,736).....20-17

1965 (5-1)

8/6 College All-Stars (68,000).....24-16

8/15 at San Francisco 49ers (22,000).....37-21

8/21 at Los Angeles Rams (29,508).....21-19

8/29 at Detroit Lions (28,803).....28-14

9/4 Green Bay Packers (83,118).....14-30

9/11 Pittsburgh Steelers at Akron (23,162).....28-16

STAFF
PLAYERS
2021 SEASON
HISTORY
RECORDS
GAME DAY

1966 (3-2)

8/6	at Los Angeles Rams (63,285)	6-16
8/14	at San Francisco 49ers (27,867)	28-17
8/20	at Atlanta Falcons (48,548)	42-3
8/26	Baltimore Colts (83,418)	17-24
9/3	Pittsburgh Steelers at Birmingham (23,590)	13-10

1967 (1-5)

8/5	Philadelphia Eagles at Canton (17,500)	13-28
8/13	at San Francisco 49ers (27,482)	14-42
8/19	at Los Angeles Rams (36,942)	17-24
8/25	at Atlanta Falcons (52,240)	31-34
9/2	Green Bay Packers (84,236)	21-30
9/10	at Minnesota Vikings (40,012)	42-14

1968 (2-3)

8/9	at Los Angeles Rams (64,020)	21-23
8/18	at San Francisco 49ers (26,801)	31-17
8/24	at New Orleans Saints (70,045)	27-40
8/30	at Buffalo Bills (45,448)	22-12
9/7	Green Bay Packers (84,918)	9-31

1969 (3-2-1)

8/10	San Francisco 49ers at Seattle (32,219)	21-16
8/16	at Los Angeles Rams (54,937)	10-7
8/23	at San Diego Chargers (36,005)	19-19
8/30	Green Bay Packers (85,532)	17-27
9/6	at Washington Redskins (45,994)	20-10
9/10	Minnesota Vikings at Akron (28,561)	16-23

1970 (2-4)

8/8	at Los Angeles Rams (71,559)	17-30
8/15	San Francisco 49ers at Tampa (41,851)	17-10
8/22	Kansas City Chiefs at Memphis (31,532)	13-16
8/29	at Cincinnati Bengals (57,112)	24-31
9/5	Minnesota Vikings (83,043)	21-24
9/12	at New York Giants (62,461)	30-29

1971 (1-5)

8/8	at San Francisco 49ers (40,000)	24-38
8/13	at Los Angeles Rams (52,503)	5-17
8/20	at Dallas Cowboys (69,099)	15-16
8/28	Chicago Bears at South Bend (43,568)	19-20
9/4	New York Giants (82,710)	30-7
9/10	at St. Louis Cardinals (46,171)	13-27

1972 (0-6)

8/4	at Los Angeles Rams (64,803)	3-13
8/13	at San Francisco 49ers (58,364)	13-20
8/20	Detroit Lions at Ann Arbor (58,422)	7-34
8/26	Minnesota Vikings (70,583)	17-20
9/3	Cincinnati Bengals at Columbus (84,816)	21-27
9/10	at New York Giants (60,152)	21-28

1973 (2-3-1)

8/6	San Francisco 49ers (65,707)	16-27
8/11	at Los Angeles Rams (54,385)	21-21
8/19	Cincinnati Bengals at Columbus (73,421)	24-6
8/25	Atlanta Falcons at Knoxville (40,831)	20-17
9/1	Detroit Lions (64,088)	13-16
9/8	New York Giants at Akron (30,751)	10-21

1974 (2-4)

8/2	at Los Angeles Rams (28,021)	21-24
8/12	San Francisco 49ers (24,008)	21-20
8/17	Baltimore Colts at Tampa (25,116)	3-37
8/24	Washington Redskins (44,528)	17-20
9/1	Cincinnati Bengals at Columbus (36,326)	21-17
9/7	at Detroit Lions (42,905)	7-21

1975 (2-4)

8/10	at San Francisco 49ers (45,560)	13-17
8/16	Philadelphia Eagles (35,769)	14-6
8/22	at Washington Redskins (15,513)	14-23
9/1	Buffalo Bills (31,155)	20-34
9/7	New York Giants at Seattle (20,000)	24-20
9/13	Detroit Lions (32,341)	24-27

1976 (4-2)

7/31	Baltimore Colts at Lincoln (20,304)	0-21
8/7	Atlanta Falcons at Stillwater (24,227)	31-7
8/16	Minnesota Vikings (44,336)	31-7
8/23	at Philadelphia Eagles (20,600)	21-17
8/30	New England Patriots (36,016)	30-27
9/3	at Buffalo Bills (37,951)	10-28

1977 (3-3)

8/8	Washington Redskins (32,554)	14-16
8/13	at Minnesota Vikings (45,370)	33-34
8/19	St. Louis Cardinals (31,308)	19-10
8/25	Chicago Bears (36,598)	14-7
9/3	at Green Bay Packers (53,180)	19-14
9/9	at Detroit Lions (49,168)	20-24

1978 (2-2)

8/7	New York Giants (30,636)	7-21
8/12	at Buffalo Bills (23,241)	20-10
8/21	Detroit Lions (31,345)	14-10
8/27	at New England Patriots (42,696)	10-21

1979 (2-2)

8/4	at New York Giants (30,905)	7-27
8/11	Baltimore Colts (43,056)	24-3
8/18	at Detroit Lions (55,623)	10-21
8/24	at Washington Redskins (40,039)	21-9

1980 (1-3)

8/9	at Kansas City Chiefs (38,055)	0-42
8/18	Washington Redskins (54,986)	3-12
8/23	at Chicago Bears (57,688)	33-31
8/30	at Minnesota Vikings (47,262)	16-38

1981 (2-3)

8/1	Atlanta Falcons at Canton (23,921)	24-10
8/8	Pittsburgh Steelers (78,610)	31-35
8/15	at Buffalo Bills (32,306)	13-10
8/22	Buffalo Bills (41,495)	20-31
8/29	at Green Bay Packers (56,191)	18-35

1982 (4-0)

8/14	at Detroit Lions (54,275)	17-16
8/19	Los Angeles Rams (60,794)	26-23
8/28	at New Orleans Saints (55,689)	20-17
9/4	at Los Angeles Raiders (38,840)	27-10

1983 (3-1)

8/6	at Green Bay Packers (41,866)	21-20
8/13	at Buffalo Bills (25,886)	27-10
8/20	at Denver Broncos (73,244)	10-19
8/26	Los Angeles Raiders (61,844)	20-17

1984 (1-3)

8/4	Pittsburgh Steelers (47,381)	14-31
8/13	at Los Angeles Rams (41,882)	21-10
8/18	at Kansas City Chiefs (33,074)	13-31
8/23	at Philadelphia Eagles (40,030)	19-20

1985 (2-2)

8/10	at San Diego Chargers (42,300)	7-12
8/17	Philadelphia Eagles (46,236)	28-14
8/24	at Buffalo Bills (23,145)	31-28
8/30	Los Angeles Raiders (44,926)	7-26

1986 (4-0)

8/9	Buffalo Bills (58,982)	19-17
8/15	at Miami Dolphins (50,815)	17-10
8/23	at Atlanta Falcons (33,637)	27-21
8/28	at Los Angeles Raiders (57,780)	25-22

1987 (3-1)

8/15	St. Louis Cardinals (78,650)	31-16
8/22	at New York Giants (41,008)	10-24
8/29	at Atlanta Falcons (35,960)	23-3
9/5	Green Bay Packers at Milwaukee (37,707)	(OT) 30-24

1988 (3-1)

8/6	Detroit Lions (78,065)	13-10
8/13	at Tampa Bay Buccaneers (50,074)	23-3
8/18	New York Jets at Montreal (39,112)	7-11
8/26	New York Giants (71,129)	17-13

1989 (1-4)

8/6	Philadelphia Eagles at London (73,677)	13-17
8/12	at Detroit Lions (44,536)	25-24
8/19	Pittsburgh Steelers (71,939)	21-24
8/26	at Phoenix Cardinals (36,667)	7-21
9/2	Tampa Bay Buccaneers (62,486)	10-27

1990 (1-4)

8/4	Chicago Bears at Canton (23,952)	0-13
8/11	at Green Bay Packers (62,625)	25-10
8/19	Minnesota Vikings (60,989)	20-23
8/25	Washington Redskins (62,444)	13-31
9/1	at New York Giants (33,148)	10-28

1991 (2-2)

8/5	Tampa Bay Buccaneers (64,753)	10-23
8/10	New York Giants (54,445)	16-10
8/16	at Washington Redskins (51,137)	(OT) 24-21
8/23	at Minnesota Vikings (45,925)	7-31

1992 (2-2)

8/8	Atlanta Falcons (59,566)	7-0
8/15	at New York Giants (46,788)	7-16
8/24	Minnesota Vikings (55,755)	3-56
8/28	at Tampa Bay Buccaneers (40,883)	24-3

1993 (2-2)

8/9	at Washington Redskins (36,455)	12-41
8/14	New England Patriots at Toronto (33,012)	12-9
8/21	Los Angeles Rams (51,361)	21-10
8/27	at Tampa Bay Buccaneers (45,668)	20-23

1994 (3-1)

8/6	at New York Giants (59,684)	24-15
8/13	Detroit Lions (47,455)	16-7
8/19	Atlanta Falcons (51,602)	28-7
8/25	at Indianapolis Colts (39,052)	7-24

1995 (2-2)

8/6	New York Giants (45,046)	13-19
8/14	Chicago Bears (49,891)	55-13
8/19	at Atlanta Falcons (41,813)	10-19
8/25	at Arizona Cardinals (40,903)	31-17

1999 (2-3)

8/9	Dallas Cowboys at Canton (25,156)	(OT) 20-17
8/14	at Tampa Bay Buccaneers (63,963)	3-30
8/21	Minnesota Vikings (71,398)	17-24
8/28	Chicago Bears (72,388)	35-24
9/2	at Philadelphia Eagles (64,978)	17-30

2000 (1-3)

7/30	Philadelphia Eagles (72,518)	33-22
8/12	at Chicago Bears (66,944)	6-19
8/19	Washington Redskins (71,818)	0-24
8/26	at Green Bay Packers (59,687)	33-34

2001 (2-2)

8/11	Green Bay Packers (71,218)	10-3
8/18	Tampa Bay Buccaneers (72,018)	7-6
8/24	at Washington Redskins (67,014)	25-27
8/31	at Carolina Panthers (70,444)	(OT) 20-23

2002 (2-2)

8/10	at Minnesota Vikings (63,532)	27-15
8/17	Detroit Lions (70,218)	24-23
8/26	at Green Bay Packers (62,668)	20-27
8/30	Carolina Panthers (68,718)	19-20

2003 (1-3)

8/9	at Tennessee Titans (68,809)	6-10
8/15	Green Bay Packers (70,348)	31-38
8/23	at Detroit Lions (59,333)	17-38
8/28	Atlanta Falcons (69,618)	20-9

2004 (3-1)

8/14	at Tennessee Titans (68,809)	3-24
8/21	Detroit Lions (67,771)	17-10
8/28	at Kansas City Chiefs (76,086)	21-19
9/3	Chicago Bears (69,393)	24-10

2005 (3-1)

8/13	New York Giants (67,429)	17-14
8/20	at Detroit Lions (58,371)	21-13
8/26	Carolina Panthers (69,512)	20-23
9/1	at Chicago Bears (60,346)	16-6

2006 (2-2)

8/10	at Philadelphia Eagles (67,249)	7-20
8/18	Detroit Lions (68,112)	20-16
8/26	at Buffalo Bills (70,989)	20-17
8/31	Chicago Bears (69,366)	7-20

2007 (3-1)

8/11	Kansas City Chiefs (70,067)	16-12
8/18	Detroit Lions (69,761)	20-23
8/25	at Denver Broncos (75,361)	17-16
8/30	at Chicago Bears (61,917)	19-9

2008 (0-4)

8/7	New York Jets (70,668)	20-24
8/18	at New York Giants (79,207)	34-37
8/23	at Detroit Lions (44,456)	6-26
8/28	Chicago Bears (70,880)	10-16

2009 (2-2)

8/15	at Green Bay (69,091)	0-17
8/22	Detroit Lions (67,154)	27-10
8/29	Tennessee Titans (67,400)	23-17
9/3	at Chicago Bears (61,583)	23-26

2010 (2-2)

8/14	at Green Bay (68,958)	27-24
8/21	St. Louis Rams (58,250)	17-19
8/28	at Detroit Lions (36,444)	27-35
9/2	Chicago Bears (62,299)	13-10

2011 (1-3)

8/13	Green Bay (57,077)	27-17
8/19	Detroit Lions (56,004)	28-30
8/25	at Philadelphia Eagles (69,144)	14-24
9/1	at Chicago Bears (59,874)	14-24

2012 (2-2)

8/10	at Detroit Lions (58,933)	19-17
8/16	at Green Bay Packers (68,201)	35-10
8/24	Philadelphia Eagles (54,550)	10-27
8/30	Chicago Bears (54,297)	20-28

2013 (3-1)

8/8	St. Louis Rams (56,943)	27-19
8/15	Detroit Lions (58,313)	24-6
8/24	at Indianapolis Colts (65,626)	6-27
8/29	at Chicago Bears (59,868)	18-16

2014 (1-3)

8/9	at Detroit Lions (51,384)	12-13
8/18	at Washington Redskins (69,127)	23-24
8/23	St. Louis Rams (61,663)	14-33
8/28	Chicago Bears (61,458)	33-13

2015 (1-3)

8/13	Washington Redskins (58,073)	17-20
8/20	Buffalo Bills (57,975)	10-11
8/29	at Tampa Bay Buccaneers (51,521)	31-7
9/3	at Chicago Bears (60,699)	0-24

2016 (0-4)

8/12	at Green Bay Packers (74,261)	11-17
8/18	Atlanta Falcons (58,327)	13-24
8/26	at Tampa Bay Buccaneers (46,848)	13-30
9/1	Chicago Bears (63,393)	7-21

2017 (4-0)

8/10	New Orleans Saints (58,779)	20-14
8/21	New York Giants (62,075)	10-6
8/26	at Tampa Bay Buccaneers (51,349)	13-9
8/31	at Chicago Bears (60,158)	25-0

2018 (3-1)

8/9	at New York Giants (68,749)	20-10
8/17	Buffalo Bills (61,811)	17-19
8/23	Philadelphia Eagles (61,333)	5-0
8/30	at Detroit Lions (51,227)	35-17

2019 (3-1)

8/8	Washington Redskins (67,431)	30-10
8/17	at Indianapolis Colts (63,237)	21-18
8/23	at Tampa Bay Buccaneers (44,006)	12-13
8/29	Detroit Lions (67,431)	20-16

2021 (3-0)

8/14	at Jacksonville Jaguars (57,508)	23-13
8/22	New York Giants (47,878)	17-13
8/29	at Atlanta Falcons (66,122)	19-10

2022 (1-2)

8/12	at Jacksonville Jaguars (54,789)	23-13
8/21	Philadelphia Eagles (67,105)	20-21
8/27	Chicago Bears (67,354)	20-21

ALL-TIME REGULAR-SEASON RESULTS

STAFF
PLAYERS
2021 SEASON
HISTORY
RECORDS
GAME DAY

1946: 12-2 (Points: 423-137)

COACH: Paul Brown

1946 USUAL STARTING LINEUPS

OFFENSE

LE	58	Mac Speedie
LT	40	J. Daniell, 48 E. Blandin
LG	36	Ed Ulinski
C	20	Mike Scarry
RG	32	L. Houston, 30 B. Willis
RT	44	Lou Rymkus
RE	56	D. Lavelli, 50 J. Yonakor
QB	60	Otto Graham
RB	90	Edgar Jones
RB	85	Don Greenwood
FB	76	Marion Motley

DEFENSE

LDE	52	G. Young, 55 J. Harrington
LDT	48	E. Blandin, 40 J. Daniell
MG	30	Bill Willis
RDT	42	C. Adams, 49 L. Simonetti
RDE	50	John Yonakor
LLB	76	Marion Motley
MLB	66	Lou Saban
RLB	20	Mike Scarry
LCB	85	D. Greenwood, 82 B. Lund
RCB	92	Tom Colella
S	62	Cliff Lewis

RADIO ANNOUNCERS:

Bob Neal, Stan Gee (WGAR 1220 AM)

1ST WESTERN DIVISION

9/6	Miami Seahawks (60,135) (N)	W	44-0
9/13	at Chicago Rockets (51,962) (N)	W	20-6
9/22	at Buffalo Bisons (30,302)	W	28-0
9/29	New York Yankees (57,084)	W	24- 7
10/6	Brooklyn Dodgers (43,713)	W	26-7
10/12	at New York Yankees (34,252) (N)	W	7-0
10/20	Los Angeles Dons (71,134)	W	31-14
10/27	San Francisco 49ers (70,385)	L	20-34
11/3	at Los Angeles Dons (24,800)	L	16-17
11/10	at San Francisco 49ers (41,061)	W	14-7
11/17	Chicago Rockets (60,457)	W	51-14
11/24	Buffalo Bisons (37,054)	W	42-17
12/3	at Miami Seahawks (9,083)	W	34-0
12/8	at Brooklyn Dodgers (14,600)	W	66-14

CHAMPIONSHIP

12/22	New York Yankees (40,469)	W	14-9
-------	---------------------------------	---	------

1947: 12-1-1 (Points: 410-185)

COACH: Paul Brown

1947 USUAL STARTING LINEUPS

OFFENSE

LE	58	Mac Speedie
LT	42	C. Adams, 48 E. Blandin
LG	36	E. Ulinski, 38 W. Humble
C	20	M. Scarry, 22 F. Gatski
RG	32	L. Houston, 30 B. Willis
RT	44	Lou Rymkus
RE	56	Dante Lavelli
QB	60	Otto Graham
RB	99	B. Boedeker, 92 T. Colella
RB	85	D. Greenwood, 86 L. Mayne
FB	76	Marion Motley

DEFENSE

LDE	52	George Young
LDT	42	Chet Adams
MG	30	Bill Willis
RDT	49	Len Simonetti
RDE	50	John Yonakor
LLB	76	Marion Motley
MLB	72	Lou Saban
RLB	38	Weldon Humble
LCB	85	D. Greenwood, 82 B. Lund
RCB	92	Tom Colella
S	62	Cliff Lewis

RADIO ANNOUNCERS:

Bob Neal, Bill Mayer (WGAR 1220 AM)

1ST WESTERN DIVISION

9/5	Buffalo Bills (63,263) (N)	W	30-14
9/12	at Brooklyn Dodgers (18,876) (N)	W	55-7
9/21	Baltimore Colts (44,257)	W	28-0
9/26	at Chicago Rockets (18,450) (N)	W	41-21
10/5	New York Yankees (80,067)	W	26-17
10/12	Los Angeles Dons (63,124)	L	10-13
10/19	Chicago Rockets (35,266)	W	31-28
10/26	at San Francisco 49ers (54,483)	W	14-7
11/2	at Buffalo Bills (43,167)	W	28-7
11/9	Brooklyn Dodgers (30,279)	W	13-12
11/16	San Francisco 49ers (76,504)	W	37-14
11/23	at New York Yankees (70,060)	T	28-28
11/27	at Los Angeles Dons (45,009)	W	27-17
12/7	at Baltimore Colts (20,574)	W	42-0

CHAMPIONSHIP

12/14	at New York Yankees (61,879)	W	14-3
-------	------------------------------------	---	------

1948: 14-0 (Points: 389-190)

COACH: Paul Brown

1948 USUAL STARTING LINEUPS

OFFENSE

Table with 3 columns: Position, Number, Name. Rows include LE 58 Mac Speedie, LT 46 Lou Groza, LG 36 Ed Ulinski, C 22 Frank Gatski, RG 32 L. Houston, 34 B. Gaudio, RT 44 Lou Rymkus, RE 56 Dante Lavelli, QB 60 Otto Graham, RB 90 Edgar Jones, RB 86 Dub Jones, FB 76 Marion Motley.

DEFENSE

Table with 3 columns: Position, Number, Name. Rows include LDE 52 George Young, LDT 48 Forrest Grigg, MG 30 Bill Willis, RDT 42 C. Adams, 49 L. Simonetti, RDE 50 John Yonakor, LLB 38 Weldon Humble, MLB 20 Lou Saban, RLB 74 Tony Adamle, LCB 66 W. Lahr, 92 T. Colella, RCB 82 Tommy James, S 62 Cliff Lewis.

RADIO ANNOUNCERS:

Bob Neal, Bill Mayer (WGAR 1220 AM)

TELEVISION ANNOUNCERS:

Bob Neal, Stan Gee (Dumont TV Network)

1ST WESTERN DIVISION

Table with 4 columns: Date, Opponent, Result, Score. Rows include 9/3 Los Angeles Dons (60,193) (N) W 19-14, 9/12 at Buffalo Bills (35,340) W 42-13, 9/17 at Chicago Rockets (30,874) (N) W 28-7, 9/26 Chicago Rockets (37,190) W 21-10, 10/5 at Baltimore Colts (22,359) (N) W 14-10, 10/10 Brooklyn Dodgers (31,187) W 30-17, 10/17 Buffalo Bills (28,054) W 31-14, 10/24 New York Yankees (46,912) W 35-7, 11/7 Baltimore Colts (32,314) W 28-7, 11/14 San Francisco 49ers (82,769) W 14-7, 11/21 at New York Yankees (52,518) W 34-21, 11/25 at Los Angeles Dons (60,031) W 31-14, 11/28 at San Francisco 49ers (59,785) W 31-28, 12/5 at Brooklyn Dodgers (9,821) W 31-21.

CHAMPIONSHIP

Table with 4 columns: Date, Opponent, Result, Score. Row: 12/19 Buffalo Bills (22,981) W 49-7.

1949: 9-1-2 (Points: 339-171)

COACH: Paul Brown

1949 USUAL STARTING LINEUPS

OFFENSE

Table with 3 columns: Position, Number, Name. Rows include LE 58 Mac Speedie, LT 46 Lou Groza, LG 36 Ed Ulinski, C 22 Frank Gatski, RG 32 L. Houston, 34 B. Gaudio, RT 44 Lou Rymkus, RE 56 Dante Lavelli, QB 60 Otto Graham, RB 90 E. Jones, 99 B. Boedecker, RB 86 Dub Jones, FB 76 Marion Motley.

DEFENSE

Table with 3 columns: Position, Number, Name. Rows include LDE 52 G. Young, 53 B. O'Connor, LDT 48 F. Grigg, 42 D. Palmer, MG 30 Bill Willis, RDT 48 F. Grigg, 44 L. Rymkus, RDE 50 J. Yonakor, 59 H. Gillom, LLB 74 Tony Adamle, MLB 38 W. Humble, 35 A. Agase, RLB 20 L. Saban, 23 T. Thompson, LCB 80 Warren Lahr, RCB 82 Tommy James, S 62 Cliff Lewis.

RADIO ANNOUNCERS:

Bob Neal, Bill Mayer (WGAR 1220 AM)

TELEVISION ANNOUNCERS:

Bob Neal, Bill Mayer (Dumont TV Network)

1ST WESTERN DIVISION

Table with 4 columns: Date, Opponent, Result, Score. Rows include 9/5 at Buffalo Bills (31,839) T 28-28, 9/11 Baltimore Colts (21,621) W 21-0, 9/18 New York Yankees (26,312) W 14-3, 9/25 at Baltimore Colts (36,837) W 28-20, 10/2 Los Angeles Dons (30,465) W 42-7, 10/9 at San Francisco 49ers (59,720) L 28-56, 10/14 at Los Angeles Dons (27,427) W 61-14, 10/30 San Francisco 49ers (72,189) W 30-28, 11/6 Chicago Hornets (16,506) W 35-2, 11/13 Buffalo Bills (22,511) T 7-7, 11/20 at New York Yankees (50,711) W 31-0, 11/24 at Chicago Hornets (5,031) W 14-6.

PLAYOFF

Table with 4 columns: Date, Opponent, Result, Score. Row: 12/4 Buffalo Bills (17,270) W 31-21.

CHAMPIONSHIP

Table with 4 columns: Date, Opponent, Result, Score. Row: 12/11 San Francisco 49ers (22,550) W 21-7.

1950 (10-2)

STAFF

COACH: Paul Brown

1950 USUAL STARTING LINEUPS

OFFENSE		DEFENSE	
LE 58	Mac Speedie	LDE 52	George Young
LT 46	L. Groza, 42 D. Palmer	LDT 48	F. Grigg, 42 D. Palmer
LG 34	A. Gibron, 38 W. Humble	MG 30	Bill Willis
C 22	Frank Gatski	RDT 45	John Kissell
RG 32	Lin Houston	RDE 53	Len Ford
RT 44	Lou Rymkus	LLB 74	Tony Adame
RE 56	Dante Lavelli	MLB 38	Weldon Humble
WR 86	Dub Jones	35	Alex Agase
QB 60	Otto Graham	RLB 20	Hal Herring
RB 90	Red Bumgardner	LCB 80	Warren Lahr
84	Ken Carpenter	RCB 82	Tommy James
RB 76	Marion Motley	S 62	C. Lewis, 85 K. Gorgal

RADIO ANNOUNCERS:

Bob Neal, Don Cordray (WERE 1300 AM)

TELEVISION ANNOUNCERS:

Bob Neal, Bill Mayer (Dumont TV Network)

PLAYERS

DATE	RESULT	OPPONENT	ATT
9/16	W, 35-10	at Philadelphia Eagles	71,237
9/24	W, 31-0	at Baltimore Colts	15,201
10/1	L, 0-6	New York Giants	37,647
10/7	W, 30-17	at Pittsburgh Steelers	35,590
10/15	W, 34-24	Chicago Cardinals	33,774
10/22	L, 13-17	at New York Giants	41,734
10/29	W, 45-7	Pittsburgh Steelers	40,714
11/5	W, 10-7	at Chicago Cardinals	38,456
11/12	W, 34-14	San Francisco 49ers	28,786
11/19	W, 20-14	Washington Redskins	21,908
12/3	W, 13-7	Philadelphia Eagles	37,490
12/10	W, 45-21	at Washington Redskins	30,143

PLAYOFFS

12/17 W, 8-3 New York Giants 33,054

NFL CHAMPIONSHIP

12/24 W, 30-28 Los Angeles Rams 29,751

TEAM STATISTICS	BROWNS	OPPONENT
Total First Downs	199	184
Rushing	104	96
Passing	86	71
Penalty	9	17
Total Net Yards	3,937	2,963
Avg. Per Game	328.1	246.9
Total Plays	717	743
Avg. Per Play	5.5	4.0
Net Yards Rushing	2,089	1,573
Avg. Per Game	174.1	131.1
Total Rushes	457	451
Net Yards Passing	1,679	1,390
Avg. Per Game	139.9	115.8
Sacked/Yards Lost	0/191	0/191
Gross Yards	1,984	1,581
Attempts/Completions	260/139	292/121
Completion Pct.	53.5%	41.4%
Had Intercepted	21	31
Punts/Avg.	66/43.2	69/41.5
Net Punting Avg.	66/40.0	69/34.7
Penalties/Yards Lost	104/968	62/554
Fumbles/Ball Lost	26/12	37/24
Touchdowns	38	19
Rushing	20	10
Passing	15	8
Returns	3	1

SCORE BY PERIODS	1ST	2ND	3RD	4TH	OT	TOT
Browns	69	84	57	100	0	310
Opponents	39	35	35	35	0	144

SCORING	RU	PA	ST	DF	PAT	2RU	2PA	FG	SAF	TP
Groza, Lou	0	1	0	0	29/29	0	0	13/19	0	74
Jones, Dub	6	5	0	0	0/0	0	0	0/0	0	66
Graham, Otto	6	0	0	0	0/0	0	0	0/0	0	36

PASSING	ATT	CMP	YDS	PCT	AV/AT	TD	TD%	INT	INT%	LG	TKLD	RATING
Graham, Otto	253	137	1,943	54.2	7.68	14	5.5	20	7.9	80t	0/291	64.7
Lewis, Cliff	4	1	38	25.0	9.50	1	25.0	0	0.0	38t	0/14	106.3
Gillom, Horace	1	1	3	100.0	3.00	0	0.0	0	0.0	3	0/0	79.2
Carpenter, Ken	1	0	0	0.0	0.00	0	0.0	1	100.0	0	0/0	0.0
Groza, Lou	1	0	0	0.0	0.00	0	0.0	0	0.0	0	0/0	39.6
Browns	260	139	1,984	53.5	7.63	15	5.8	21	8.1	80t	0/305	64.0
Opponents	292	121	1,581	41.4	5.41	8	2.7	31	10.6	64	0/191	28.7

* Led NFL

Lavelli, Dante	0	5	0	0	0/0	0	0	0/0	0	30
Motley, Marion	3	1	0	0	0/0	0	0	0/0	0	24
Phelps, Don	2	0	1	0	0/0	0	0	0/0	0	18
Bumgardner, R.	2	1	0	0	0/0	0	0	0/0	0	18
Lahr, Warren	0	0	0	2	0/0	0	0	0/0	0	12
Grigg, Forrest	0	0	0	0	9/9	0	0	0	1/2	0
Carpenter, Ken	1	0	0	0	0/0	0	0	0/0	0	6
Gillom, Horace	0	1	0	0	0/0	0	0	0/0	0	6
Speedie, Mac	0	1	0	0	0/0	0	0	0/0	0	6
Kissell, John	0	0	0	0	0/0	0	0	0/0	1	2
Browns	20	15	1	2	38/38	0	0	0	14/21	1
Opponents	10	8	1	0	18/19	0	0	0	4/11	0

RUSHING	NO	YDS	AVG	LG	TD
Motley, Marion	140	810*	5.8	69t	3
Jones, Dub	83	384	4.6	61t	6
Bumgardner, Rex	67	231	3.4	26	2
Graham, Otto	55	145	2.6	20	6
Phelps, Don	39	198	5.1	33	2
Carpenter, Ken	35	181	5.2	61t	1
Cole, Emerson	26	105	4.0	16	0
Moselle, Dom	5	39	7.8	15	0
Adame, Tony	3	8	2.7	3	0
Lewis, Cliff	2	-1	-0.5	2	0
James, Tommy	1	-1	-1.0	-1	0
Humble, Weldon	1	-10	-10.0	-10	0
Browns	457	2,089	4.6	69t	20
Opponents	451	1,573	3.5	48	10

RECEIVING	NO	YDS	AVG	LG	TD
Speedie, Mac	42	548	13.0	45	1
Lavelli, Dante	37	565	15.3	43	5
Jones, Dub	31	458	14.8	80t	5
Motley, Marion	11	151	13.7	41	1
Bumgardner, Rex	9	112	12.4	25t	1
Carpenter, Ken	5	45	9.0	16	0
Gillom, Horace	2	54	27.0	38t	1
Phelps, Don	1	28	28.0	28	0
Groza, Lou	1	23	23.0	23t	1
Browns	139	1,984	14.3	80t	15
Opponents	121	1,581	13.1	64	8

INTERCEPTIONS	NO	YDS	AVG	LG	TD
James, Tommy	9	69	7.7	34	0
Lahr, Warren	8	99	12.4	30t	2
Gorgal, Ken	6	23	3.8	13	0
Martin, Jim	2	15	7.5	14	0
Herring, Hal	2	12	6.0	9	0
Adame, Tony	1	17	17.0	13	0
Agase, Alex	1	14	14.0	14	0
Phelps, Don	1	9	9.0	9	0
Lewis, Cliff	1	4	4.0	4	0
Browns	31	262	8.5	34	2
Opponents	21	262	12.5	41	0

PUNTING	NO	YDS	AVG	IN20	TB	LG	BLK
Gillom, Horace	66	2,849	43.2	0	5	75	1
Browns	66	2,849	43.2	0	5	75	1
Opponents	69	2,864	41.5	0	6	65	0

PUNT RETURNS	NO	FC	YDS	AVG	LG	TD
Phelps, Don	13	0	174	13.4	54t	1
Moselle, Dom	7	0	126	18.0	48	0
Gorgal, Ken	4	0	83	20.8	33	0
Carpenter, Ken	4	0	58	14.5	27	0
James, Tommy	0	0	15	0.0	0	0
Lewis, Cliff	2	0	13	6.5	8	0
Browns	30	0	469	15.6	54t	1
Opponents	32	0	210	6.6	32	0

KICKOFF RETURNS	NO	YDS	AVG	LG	TD
Phelps, Don	12	325	27.1	61	0
Moselle, Dom	5	107	21.4	29	0
Carpenter, Ken	5	98	19.6	25	0
Adame, Tony	4	53	13.3	22	0
Gillom, Horace	3	51	17.0	23	0
Cole, Emerson	1	22	22.0	22	0
Martin, Jim	1	14	14.0	14	0
Rymkus, Lou	1	0	0.0	0	0
Browns	32	670	20.9	61	0
Opponents	43	988	23.0	71	0

RECORDS

GAME DAY

1951 (11-1)

COACH: Paul Brown

1951 USUAL STARTING LINEUPS

OFFENSE

LE 58	Mac Speedie
59	H. Gillom
LT 46	Lou Groza
LG 34	Abe Gibron
C 22	Frank Gatski
RG 38	Bob Gaudio
RT 44	Lou Rymkus
RE 56	Dante Lavelli
WR 86	Dub Jones
QB 60	Otto Graham
RB 84	Ken Carpenter
90	Rex Bumgardner
RB 70	E. Cole, 76 M. Motley

RADIO ANNOUNCERS:

Bob Neal, Phil McLean (WERE 1300 AM)

TELEVISION ANNOUNCERS:

Bob Neal, Bill Mayer (Dumont TV Network)

DATE	RESULT	OPPONENT	ATT
9/30	L, 10-24	at San Francisco 49ers	52,219
10/7	W, 38-23	at Los Angeles Rams	67,186
10/14	W, 45-0	Washington Redskins	33,968
10/21	W, 17-0	Pittsburgh Steelers	32,409
10/27	W, 14-13	New York Giants	56,947
11/4	W, 34-17	at Chicago Cardinals	19,742
11/11	W, 20-17	Philadelphia Eagles	36,571
11/18	W, 10-0	at New York Giants	52,215
11/25	W, 42-21	Chicago Bears	40,969
12/2	W, 49-28	Chicago Cardinals	30,550
12/9	W, 28-0	at Pittsburgh Steelers	24,229
12/16	W, 24-9	at Philadelphia Eagles	16,263

NFL CHAMPIONSHIP

12/23 L, 17-24 at Los Angeles Rams 57,540

TEAM STATISTICS

	BROWNS	OPPONENT
Total First Downs	203	201
Rushing	92	88
Passing	99	81
Penalty	12	32
Total Net Yards	3,847	3,002
Avg. Per Game	320.6	250.2
Total Plays	702	758
Avg. Per Play	5.5	4.0
Net Yards Rushing	1,708	1,454
Avg. Per Game	142.3	121.2
Total Rushes	415	428
Net Yards Passing	1,902	1,548
Avg. Per Game	158.5	129.0
Sacked/Yards Lost	0/371	0/430
Gross Yards	2,273	1,978
Attempts/Completions	271/151	330/151
Completion Pct.	55.7%	45.8%
Had Intercepted	17	22
Punts/Avg.	73/45.5	69/39.8
Net Punting Avg.	73/40.8	69/36.5
Penalties/Yards Lost	117/1,017	59/505
Fumbles/Ball Lost	25/18	35/29
Touchdowns	43	20
Rushing	20	8
Passing	18	10
Returns	5	2

SCORE BY PERIODS

	1ST	2ND	3RD	4TH	OT	TOT
Browns	80	79	100	72	0	331
Opponents	34	19	44	55	0	152

SCORING

	RU	PA	ST	DF	PAT	ZRU	ZPA	FG	SAF	TP
Groza, Lou	0	0	0	0	43/43	0	0	10/23	0	73
Jones, Dub	7	5	0	0	0/0	0	0	0/0	0	72
Carpenter, K.	4	2	0	0	0/0	0	0	0/0	0	36
Lavelli, Dante	0	6	0	0	0/0	0	0	0/0	0	36

PASSING	ATT	CMP	YDS	PCT	AV/AT	TD	TD%	INT	INT%	LG	TKLD	RATING
Graham, Otto	265	147	2,205	55.5	8.32	17	6.4	16	6.0	81t	0/371	79.2
Lewis, Cliff	6	4	68	66.7	11.33	1	16.7	1	16.7	20	0/0	104.9
Browns	271	151	2,273	55.7	8.39	18	6.6	17	6.3	81t	0/371	79.5
Opponents	330	151	1,978	45.8	5.99	10	3.0	22	6.7	61	0/430	47.5

* Led NFL

Graham, Otto	3	0	0	1	0/0	0	0	0/0	0	24
Speedie, Mac	0	3	0	0	0/0	0	0	0/0	0	18
Taseff, Carl	2	0	0	0	0/0	0	0	0/0	0	12
Bumgardner, R.	1	1	0	0	0/0	0	0	0/0	0	12
Lahr, Warren	0	0	0	2	0/0	0	0	0/0	0	12
Oristaglio, B.	0	1	0	0	0/0	0	0	0/0	0	6
Young, George	0	0	0	1	0/0	0	0	0/0	0	6
Gillom, Horace	0	0	1	0	0/0	0	0	0/0	0	6
Motley, Marion	1	0	0	0	0/0	0	0	0/0	0	6
Phelps, Don	1	0	0	0	0/0	0	0	0/0	0	6
Cole, Emerson	1	0	0	0	0/0	0	0	0/0	0	6
Browns	20	18	1	4	43/43	0	0	10/23	0	331
Opponents	8	10	2	0	18/20	0	0	4/14	1	152

RUSHING

	NO	YDS	AVG	LG	TD
Jones, Dub	104	492	4.7	43t	7
Carpenter, Ken	85	402	4.7	30	4
Motley, Marion	61	273	4.5	26	1
Cole, Emerson	46	252	5.5	23	1
Bumgardner, Rex	45	126	2.8	20	1
Graham, Otto	35	29	0.8	12	3
Phelps, Don	16	65	4.1	16	1
Taseff, Carl	13	49	3.8	15	2
Jagade, Harry	7	30	4.3	22	0
Lewis, Cliff	3	-10	-3.3	1	0
Browns	415	1,708	4.1	43t	20
Opponents	428	1,454	3.4	35	8

RECEIVING

	NO	YDS	AVG	LG	TD
Lavelli, Dante	43	586	13.6	47	6
Speedie, Mac	34	589	17.3	51	3
Jones, Dub	30	570	19.0	81t	5
Carpenter, Ken	12	183	15.3	45t	2
Gillom, Horace	11	164	14.9	24	0
Motley, Marion	10	52	5.2	34	0
Bumgardner, Rex	5	61	12.2	19	1
Cole, Emerson	4	30	7.5	17	0
Oristaglio, Bob	1	20	20.0	20t	1
Taseff, Carl	1	18	18.0	18	0
Browns	151	2,273	15.1	81t	18
Opponents	151	1,978	13.1	61	10

INTERCEPTIONS

	NO	YDS	AVG	LG	TD
Lahr, Warren	5	95	19.0	29	2
Lewis, Cliff	5	46	9.2	20	0
Shula, Don	4	23	5.8	16	0
Thompson, Tommy	2	23	11.5	17	0
Agase, Alex	2	7	3.5	6	0
James, Tommy	2	1	0.5	1	0
Herring, Hal	1	28	28.0	28	0
Adame, Tony	1	12	12.0	8	0
Browns	22	235	10.7	29	2
Opponents	17	95	5.6	36	1

PUNTING

	NO	YDS	AVG	IN20	TB	LG	BLK
Gillom, Horace	73	3,321	45.5*	0	8	66	0
Browns	73	3,321	45.5	0	8	66	0
Opponents	69	2,746	39.8	0	3	75	1

PUNT RETURNS

	NO	FC	YDS	AVG	LG	TD
Carpenter, Ken	14	0	173	12.4	49	0
Lewis, Cliff	14	0	48	3.4	11	0
Taseff, Carl	1	0	6	6.0	6	0
Phelps, Don	1	0	3	3.0	3	0
Browns	39	0	230	7.7	49	0
Opponents	49	0	340	6.9	30	0

KICKOFF RETURNS

	NO	YDS	AVG	LG	TD
Carpenter, Ken	9	196	21.8	48	0
Bumgardner, Rex	3	75	25.0	33	0
Phelps, Don	3	66	22.0	25	0
Taseff, Carl	3	56	18.7	20	0
Jagade, Harry	2	36	18.0	19	0
Cole, Emerson	2	28	14.0	20	0
Gillom, Horace	2	25	12.5	15	0
Gaudio, Bob	1	8	8.0	8	0
Shula, Don	1	0	6.0	6	0
Gibron, Abe	1	0	0.0	0	0
Browns	27	496	18.4	48	0
Opponents	34	763	22.4	41	0

1952 (8-4)

COACH: Paul Brown

1952 USUAL STARTING LINEUPS

OFFENSE

OFFENSE		DEFENSE	
LE 88	Mac Speedie	LDE 82	George Young
LT 76	Lou Groza	LDT 74	Bob Gain
LG 64	Abe Gibrón	MG 60	Bill Willis
C 52	Frank Gatski	RDT 72	Derrrell Palmer
RG 62	Lin Houston	RDE 80	Len Ford
65	Joe Skibinski	LLB 34	Walt Michaels
RT 78	John Sandusky	MLB 54	Tommy Thompson
RE 83	Darrel Brewster	RLB 50	Hal Herring
WR 40	Dub Jones	RCB 42	Tommy James
QB 14	Otto Graham	44	Don Shula
RB 22	Rex Bumgardner	LCB 24	Warren Lahr
RB 36	Marion Motley	S 15	Bert Rechichar

RADIO ANNOUNCERS:

Ken Coleman, Bob Bousma (WTAM 1100 AM)

TELEVISION ANNOUNCERS:

Don Wattrick, Lou Saban (WXEL-Channel 9)

DATE	RESULT	OPPONENT	ATT
09/28	W, 37-7	Los Angeles Rams	57,832
10/4	W, 21-20	at Pittsburgh Steelers	27,923
10/12	L, 9-17	New York Giants	51,858
10/19	W, 49-7	at Philadelphia Eagles	27,874
10/26	W, 19-15	Washington Redskins	32,496
11/2	L, 6-17	at Detroit Lions	56,029
11/9	W, 28-13	Chicago Cardinals	34,097
11/16	W, 29-28	Pittsburgh Steelers	34,973
11/23	L, 20-28	Philadelphia Eagles	28,948
11/30	W, 48-24	at Washington Redskins	22,679
12/7	W, 10-0	at Chicago Cardinals	24,541
12/14	L, 34-37	at New York Giants	41,610

NFL CHAMPIONSHIP			
12/28	L, 7-17	Detroit Lions	50,934

TEAM STATISTICS	BROWNS	OPPONENT
Total First Downs	228	186
Rushing	105	78
Passing	119	95
Penalty	4	13
Total Net Yards	4,551	3,075
Avg. Per Game	379.3	256.3
Total Plays	786	759
Avg. Per Play	5.8	4.1
Net Yards Rushing	1,784	1,386
Avg. Per Game	148.7	115.5
Total Rushes	391	411
Net Yards Passing	2,566	1,689
Avg. Per Game	213.8	140.8
Sacked/Yards Lost	0/273	0/339
Gross Yards	2,839	2,028
Attempts/Completions	374/184	348/141
Completion Pct.	49.2%	40.5%
Had Intercepted	26	22
Punts/Avg.	61/45.7	84/40.6
Net Punting Avg.	61/40.7	84/35.7
Penalties/Yards Lost	85/744	46/425
Fumbles/Ball Lost	21/11	23/14
Touchdowns	36	29
Rushing	12	11
Passing	22	17
Returns	2	1

SCORE BY PERIODS	1ST	2ND	3RD	4TH	OT	TOT
Browns	81	62	108	59	0	310
Opponents	47	53	42	71	0	213

SCORING	RU	PA	ST	DF	PAT	2RU	2PA	FG	SAF	TP
Groza, Lou	0	0	0	0	32/32	0	0	19/33	0	89
Jones, Dub	2	4	0	0	0/0	0	0	0/0	0	36
Carpenter, K.	3	1	1	0	0/0	0	0	0/0	0	30
Speedie, Mac	0	5	0	0	0/0	0	0	0/0	0	30
Lavelli, Dante	0	4	0	0	0/0	0	0	0/0	0	24
Graham, Otto	4	0	0	0	0/0	0	0	0/0	0	24

PASSING	ATT	CMP	YDS	PCT	AVIAT	TD	TD%	INT	INT%	LG	TKLD	RATING
Graham, Otto	364	181	2,816	49.7	7.74	20 ^A	5.5	24	6.6	68t	0/242	66.6
Ratterman, George	6	2	20	33.3	3.33	1	16.7	2	33.3	11t	0/18	43.8
Jones, Dub	2	1	3	50.0	1.50	1	50.0	0	0.0	3t	0/13	95.8
Motley, Marion	2	0	0	0.0	0.00	0	0.0	0	0.0	0	0/0	39.6
Browns	374	184	2,839	49.2	7.59	22	5.9	26	7.0	68t	0/273	65.4
Opponents	348	141	2,028	40.5	5.83	17	4.9	22	6.3	70t	0/339	50.1

^A Led NFL

^t Tied NFL Lead

Howard, Sherman	0	3	0	0	0/0	0	0	0/0	0	18	
Jagade, Harry	2	1	0	0	0/0	0	0	0/0	0	18	
Motley, Marion	1	2	0	0	0/0	0	0	0/0	0	18	
Ford, Len	0	0	0	1	0/0	0	0	0/0	0	6	
Brewster, Darrel	0	1	0	0	0/0	0	0	0/0	0	6	
Gillom, Horace	0	1	0	0	0/0	0	0	0/0	0	6	
Gain, Bob	0	0	0	0	3/3	0	0	0/0	0	3	
Young, George	0	0	0	0	0/0	0	0	0/0	1	2	
Team	0	0	0	0	0/1	0	0	0/0	0	0	
Browns	12	22	1	1	35/36	0	0	0	19/33	1	310
Opponents	11	17	1	0	25/29	0	0	0	4/11	1	213

RUSHING	NO	YDS	AVG	LG	TD
Motley, Marion	104	444	4.3	59	1
Carpenter, Ken	72	408	5.7	37	3
Jones, Dub	65	270	4.2	35	2
Jagade, Harry	57	373	6.5	30	2
Graham, Otto	39	128	3.3	23	4
Howard, Sherman	34	95	2.8	22	0
Renfro, Ray	10	26	2.6	11	0
Bumgardner, Rex	9	38	4.2	24	0
Ratterman, George	1	2	2.0	2	0
Browns	391	1,784	4.6	59	12
Opponents	411	1,386	3.4	69	11

RECEIVING	NO	YDS	AVG	LG	TD
Speedie, Mac	62 [*]	911	14.7	50	5
Jones, Dub	43	651	15.1	63t	4
Lavelli, Dante	21	336	16.0	41	4
Carpenter, Ken	16	136	8.5	41t	1
Motley, Marion	13	213	16.4	68t	2
Howard, Sherman	11	219	19.9	57t	3
Jagade, Harry	9	203	22.6	47t	1
Brewster, Darrel	4	117	29.3	47t	1
Gillom, Horace	4	45	11.3	21	1
Renfro, Ray	1	8	8.0	8	0
Browns	184	2,839	15.4	68t	22
Opponents	141	2,028	14.4	70t	17

INTERCEPTIONS	NO	YDS	AVG	LG	TD
Rechichar, Bert	6	79	13.2	25	0
Lahr, Warren	5	51	10.2	14	0
James, Tommy	4	40	10.0	18	0
Michaels, Walter	4	26	6.5	7	0
Bumgardner, Rex	2	33	16.5	33	0
Thompson, Tommy	1	21	21.0	21	0
Browns	22	250	11.4	33	0
Opponents	26	389	15.0	46	1

PUNTING	NO	YDS	AVG	IN20	TB	LG	BLK
Gillom, Horace	61	2,787	45.7 [*]	0	6	73	1
Browns	61	2,787	45.7	0	6	73	1
Opponents	84	3,408	40.6	0	3	60	0

PUNT RETURNS	NO	FC	YDS	AVG	LG	TD
Renfro, Ray	22	0	169	7.7	34	0
Carpenter, Ken	10	0	139	13.9	54t	1
Rechichar, Bert	8	0	47	5.9	16	0
Bumgardner, Rex	10	0	35	3.5	10	0
PHELPS, Don	5	0	15	3.0	10	0
Skibinski, Joe	0	0	5	0.0	5	0
Browns	55	0	410	7.5	54t	1
Opponents	39	0	307	7.9	38	0

KICKOFF RETURNS	NO	YDS	AVG	LG	TD
Carpenter, Ken	11	234	21.3	40	0
Renfro, Ray	8	130	16.3	26	0
Bumgardner, Rex	5	89	17.8	21	0
Cole, Emerson	4	71	17.8	22	0
Rechichar, Bert	4	70	17.5	19	0
Motley, Marion	3	88	29.3	35	0
Jagade, Harry	3	58	19.3	21	0
Sharkey, Ed	2	24	12.0	15	0
Howard, Sherman	1	22	22.0	22	0
Michaels, Walter	1	16	16.0	16	0
Brewster, Darrel	1	11	11.0	11	0
Gillom, Horace	1	9	9.0	7	0
Skibinski, Joe	1	8	8.0	8	0
Gain, Bob	1	0	0.0	0	0
Gibrón, Abe	1	0	0.0	0	0
Browns	47	830	17.7	40	0
Opponents	47	1,107	23.6	43	0

STAFF

PLAYERS

2021 SEASON

HISTORY

RECORDS

GAME DAY

1953 (11-1)

COACH: Paul Brown

1953 USUAL STARTING LINEUPS

OFFENSE

LE 88	Darrel Brewster
LT 76	Lou Groza
LG 64	Abe Gibron
C 52	Frank Gatski
RG 65	Chuck Noll
RT 78	John Sandusky
RE 86	Dante Lavelli
RHB 40	D. Jones, 46 B. Reynolds
QB 14	Otto Graham
FB 32	H. Jagade, 36 M. Motley
LHB 20	K. Carpenter, 26 R. Renfro

DEFENSE

LDE 83	Doug Atkins
LDT 70	Don Colo
MG 60	Bill Willis
RDT 72	Derrell Palmer
ROE 80	Len Ford
LLB 34	Walt Michaels
RLB 54	Tommy Thompson
LCB 24	Warren Lahr
RCB 42	Tommy James
LS 15	Ken Gorgal
RS 22	Ken Konz

RADIO ANNOUNCERS:

Ken Coleman, Bob Bousma (WTAM 1100 AM)

TELEVISION ANNOUNCERS:

Bill McColgan, John Fitzgerald (WXEL-Channel 9)

DATE	RESULT	OPPONENT	ATT
9/27	W, 27-0	at Green Bay Packers	22,604
10/4	W, 27-7	at Chicago Cardinals	24,374
10/10	W, 37-13	Philadelphia Eagles	45,802
10/18	W, 30-14	at Washington Redskins	33,963
10/25	W, 7-0	at New York Giants	30,773
11/1	W, 27-3	Washington Redskins	47,845
11/8	W, 34-16	Pittsburgh Steelers	35,592
11/15	W, 23-21	San Francisco 49ers	60,698
11/22	W, 20-16	at Pittsburgh Steelers	32,904
11/29	W, 27-16	Chicago Cardinals	24,499
12/6	W, 62-14	New York Giants	40,235
12/13	L, 27-42	at Philadelphia Eagles	38,654

NFL CHAMPIONSHIP

12/27	L 16-17	at Detroit Lions	54,577
-------	---------	------------------	--------

TEAM STATISTICS

	BROWNS	OPPONENT
Total First Downs	213	206
Rushing	79	89
Passing	122	101
Penalty	12	16
Total Net Yards	4,534	3,575
Avg. Per Game	377.8	297.9
Total Plays	682	763
Avg. Per Play	6.6	4.7
Net Yards Rushing	1,577	1,560
Avg. Per Game	131.4	130.0
Total Rushes	379	374
Net Yards Passing	2,814	2,015
Avg. Per Game	234.5	167.9
Sacked/Yards Lost	0/245	0/256
Gross Yards	3,059	2,271
Attempts/Completions	303/191	389/164
Completion Pct.	63.0%	42.2%
Had Intercepted	9	25
Punts/Avg.	63/43.8	72/40.8
Net Punting Avg.	63/41.3	72/38.3
Penalties/Yards Lost	86/680	40/335
Fumbles/Ball Lost	27/15	25/16
Touchdowns	40	22
Rushing	20	11
Passing	16	10
Returns	4	1

SCORE BY PERIODS	1ST	2ND	3RD	4TH	OT	TOT
Browns	67	121	61	99	0	348
Opponents	31	45	42	44	0	162

SCORING	RU	PA	ST	DF	PAT	2RU	2PA	FG	SAF	TP
Groza, Lou	0	0	0	0	39/40	0	0	23/26	0	108
Renfro, Ray	4	4	1	0	0/0	0	0	0/0	0	54
Lavelli, Dante	0	6	0	0	0/0	0	0	0/0	0	36

Graham, Otto	6	0	0	0	0/0	0	0	0/0	0	36
Carpenter, K.	3	2	0	0	0/0	0	0	0/0	0	30
Brewster, Dd	0	4	0	0	0/0	0	0	0/0	0	24
Jagade, Harry	4	0	0	0	0/0	0	0	0/0	0	24
Reynolds, Billy	3	0	0	0	0/0	0	0	0/0	0	18
Helluin, F.	0	0	0	1	0/0	0	0	0/0	0	6
James, Tommy	0	0	0	1	0/0	0	0	0/0	0	6
Michaels, Walt	0	0	0	1	0/0	0	0	0/0	0	6
Browns	20	16	1	3	39/40	0	0	23/26	0	348
Opponents	11	10	1	0	20/22	0	0	2/13	2	162

RUSHING	NO	YDS	AVG	LG	TD
Jagade, Harry	86	344	4.0	23	4
Reynolds, Billy	72	313	4.3	16	3
Renfro, Ray	60	352	5.9	58	4
Carpenter, Ken	46	195	4.2	30	3
Graham, Otto	43	143	3.3	21	6
Motley, Marion	32	161	5.0	34	0
Jones, Dub	31	28	0.9	10	0
Howard, Sherman	7	42	6.0	34	0
Ratterman, George	2	6	3.0	3	0
Gibron, Abe	0	-7	0.0	0	0
Browns	379	1,577	4.2	58	20
Opponents	374	1,560	4.2	56	11

RECEIVING	NO	YDS	AVG	LG	TD
Lavelli, Dante	45	783	17.4	55	6
Renfro, Ray	39	722	18.5	70	4
Brewster, Darrel	32	632	19.8	45	4
Jones, Dub	24	373	15.5	58	0
Jagade, Harry	20	193	9.6	37	0
Reynolds, Billy	9	120	13.3	55	0
Carpenter, Ken	9	109	12.1	32	2
Gillom, Horace	7	80	11.4	23	0
Motley, Marion	6	47	7.8	23	0
Browns	191	3,059	16.0	70	16
Opponents	164	2,271	13.8	77	10

INTERCEPTIONS	NO	YDS	AVG	LG	TD
Lahr, Warren	5	119	23.8	42	0
James, Tommy	5	21	4.2	11	0
Konz, Ken	5	15	3.0	9	0
Gorgal, Ken	4	25	6.3	19	0
Thompson, Tommy	2	13	6.5	8	0
Michaels, Walt	1	34	34.0	34	1
Catlin, Tom	1	16	16.0	16	0
Howard, Sherman	1	3	3.0	3	0
Ford, Len	1	0	0.0	0	0
Browns	25	246	9.8	42	1
Opponents	9	94	10.4	28	1

PUNTING	NO	YDS	AVG	IN20	TB	LG	BLK
Gillom, Horace	63	2,760	43.8	0	4	67	0
Browns	63	2,760	43.8	0	4	67	0
Opponents	72	2,934	40.8	0	5	61	0

PUNT RETURNS	NO	FC	YDS	AVG	LG	TD
Reynolds, Billy	18	0	111	6.2	28	0
Renfro, Ray	17	0	53	3.1	16	0
Jones, Dub	1	0	7	7.0	7	0
Konz, Ken	1	0	4	4.0	4	0
Carpenter, Ken	6	0	0	0.0	0	0
Browns	43	0	175	4.1	28	0
Opponents	35	0	156	4.5	17	0

KICKOFF RETURNS	NO	YDS	AVG	LG	TD
Carpenter, Ken	16	367	22.9	40	0
Reynolds, Billy	4	74	18.5	21	0
Motley, Marion	3	60	20.0	22	0
Michaels, Walt	2	40	20.0	22	0
Steinbrunner, Don	1	23	23.0	23	0
Donaldson, Gene	1	7	7.0	7	0
Howard, Sherman	1	6	6.0	6	0
Noll, Chuck	1	2	2.0	2	0
Young, George	1	0	0.0	0	0
Browns	30	579	19.3	40	0
Opponents	46	1,114	24.2	49	0

PASSING	ATT	CMP	YDS	PCT	AV/AT	TD	TD%	INT	INT%	LG	TKLD	RATNG
Graham, Otto	258	167	2,722*	64.7	10.55	11	4.3	9	3.5	70	0/245	99.7
Ratterman, George	41	23	325	56.1	7.93	4	9.8	0	0.0	45	0/0	114.4
Renfro, Ray	3	1	36	33.3	12.00	1	33.3	0	0.0	36	0/0	119.4
Jones, Dub	1	0	0	0.0	0.00	0	0.0	0	0.0	0	0/0	39.6
Browns	303	191	3,083	63.0	10.17	16	5.3	9	3.0	70	0/245	102.2
Opponents	389	164	2,271	42.2	5.84	10	2.6	25	6.4	77	0/256	43.3

* Led NFL

1954 (9-3)

COACH: Paul Brown

1954 USUAL STARTING LINEUPS

OFFENSE

LE 88	Darrel Brewster
LT 76	Lou Groza
LG 64	Abe Gibron
C 52	Frank Gatski
RG 60	H. Bradley, 65 C. Noll
RT 78	John Sandusky
RE 86	Dante Lavelli
WR 26	R. Renfro, 44 C. Hanulak
QB 14	Otto Graham
RB 46	B. Reynolds, 40 D. Jones
RB 30	M. Bassett, 32 F. Morrison

DEFENSE

LDE 82	Carlton Massey
LDL 72	John Kissell
MC 74	Mike McCormack
RDT 70	Don Colo
RDE 80	Len Ford
LLB 50	Tom Catlin
RLB 34	Walt Michaels
LCB 24	Warren Lahr
RCB 20	Don Paul
LS 15	Ken Gorgal
KS 22	Ken Konz
RS 42	Tommy James

RADIO ANNOUNCERS:

Bill McColgan, Bill Mayer (WGAR 1220 AM)

TELEVISION ANNOUNCERS:

Ken Coleman (WJW-Channel 8)

DATE	RESULT	OPPONENT	ATT
9/26	L, 10-28	at Philadelphia Eagles	26,546
10/10	W, 31-7	Chicago Cardinals	24,101
10/17	L, 27-55	at Pittsburgh Steelers	33,262
10/24	W, 35-3	at Chicago Cardinals	23,823
10/31	W, 24-14	New York Giants	30,448
11/7	W, 62-3	Washington Redskins	25,158
11/14	W, 39-10	at Chicago Bears	48,773
11/21	W, 6-0	Philadelphia Eagles	41,537
11/28	W, 16-7	at New York Giants	45,936
12/5	W, 34-14	at Washington Redskins	21,761
12/12	W, 42-7	Pittsburgh Steelers	28,064
12/19	L, 10-14	Detroit Lions	34,168

NFL CHAMPIONSHIP

12/26	W, 56-10	Detroit Lions	43,827
-------	----------	---------------	--------

TEAM STATISTICS

	BROWNS	OPPONENT
Total First Downs	238	147
Rushing	113	56
Passing	112	73
Penalty	13	18
Total Net Yards	4,238	2,658
Avg. Per Game	353.2	221.5
Total Plays	771	672
Avg. Per Play	5.5	4.0
Net Yards Rushing	1,793	1,050
Avg. Per Game	149.4	87.5
Total Rushes	476	372
Net Yards Passing	2,331	1,608
Avg. Per Game	194.3	134.0
Sacked/Yards Lost	0/226	0/176
Gross Yards	2,557	1,784
Attempts/Completions	295/174	300/126
Completion Pct.	59.0%	42.0%
Had Intercepted	22	23
Punts/Avg.	52/42.9	84/40.1
Net Punting Avg.	52/40.4	84/36.3
Penalties/Yards Lost	83/796	58/608
Fumbles/Ball Lost	25/17	26/19
Touchdowns	41	22
Rushing	23	4
Passing	14	15
Returns	4	3

SCORE BY PERIODS

	1ST	2ND	3RD	4TH	OT	TOT
Browns	92	95	88	61	0	336
Opponents	17	54	42	49	0	162

SCORING

	RU	PA	ST	DF	PAT	ZRU	ZPA	FG	SAF	TP
Groza, Lou	0	0	0	0	37/38	0	0	16/24	0	85
Graham, Otto	8	0	0	0	0/0	0	0	0/0	0	48
Lavelli, Dante	0	7	0	0	0/0	0	0	0/0	0	42
Bassett, M.	6	0	0	0	0/0	0	0	0/0	0	36

Brewster, D.	0	4	0	0	0/0	0	0	0/0	0	24
Hanulak, Chet	4	0	0	0	0/0	0	0	0/0	0	24
Konz, Ken	0	0	0	2	3/3	0	0	0/0	0	15
Jones, Dub	0	2	0	0	0/0	0	0	0/0	0	12
Reynolds, Billy	2	0	0	0	0/0	0	0	0/0	0	12
Morrison, Fred	2	0	0	0	0/0	0	0	0/0	0	12
Renfro, Ray	0	1	0	0	0/0	0	0	0/0	0	6
Lahr, Warren	0	0	0	1	0/0	0	0	0/0	0	6
Ratterman, George	1	0	0	0	0/0	0	0	0/0	0	6
Gorgal, Ken	0	0	0	1	0/0	0	0	0/0	0	6
Ford, Len	0	0	0	0	0/0	0	0	0/0	1	2
Browns	23	14	0	4	40/41	0	0	16/24	1	336
Opponents	4	15	3	0	21/22	0	0	3/9	0	162

RUSHING

	NO	YDS	AVG	LG	TD
Bassett, Maurice	144	588	4.1	22	6
Reynolds, Billy	64	180	2.8	33	2
Graham, Otto	63	114	1.8	14	8
Hanulak, Chet	59	296	5.0	24	4
Morrison, Fred	54	234	4.3	26	2
Jones, Dub	51	231	4.5	24	0
Renfro, Ray	29	151	5.2	35	0
Ratterman, George	8	-13	-1.6	2	1
Lahr, Warren	3	18	6.0	14	0
James, Tommy	1	-6	-6.0	-6	0
Browns	476	1,793	3.8	35	23
Opponents	372	1,050	2.8	47	4

RECEIVING

	NO	YDS	AVG	LG	TD
Lavelli, Dante	47	802	17.1	64	7
Brewster, Darrel	42	676	16.1	57	4
Bassett, Maurice	20	205	10.3	33	0
Jones, Dub	19	347	18.3	48t	2
Renfro, Ray	13	228	17.5	64t	1
Morrison, Fred	12	81	6.8	16	0
Reynolds, Billy	10	76	7.6	22	0
Hanulak, Chet	6	80	13.3	22	0
Gillom, Horace	5	62	12.4	24	0
Browns	174	2,557	14.7	64t	14
Opponents	126	1,784	14.2	83t	15

INTERCEPTIONS

	NO	YDS	AVG	LG	TD
Konz, Ken	7	133	19.0	54t	2
Lahr, Warren	5	44	8.8	27t	1
James, Tommy	4	57	14.3	36	0
Paul, Don	3	42	14.0	23	0
Gorgal, Ken	1	53	53.0	53t	1
Michaels, Walt	1	20	20.0	20	0
McCormack, Mike	1	14	14.0	14	0
Catlin, Tom	1	6	6.0	6	0
Browns	23	369	16.0	54t	4
Opponents	22	368	16.7	81t	2

PUNTING

	NO	YDS	AVG	IN20	TB	LG	BLK
Gillom, Horace	52	2,230	42.9	0	4	80	0
Browns	52	2,230	42.9	0	4	80	0
Opponents	84	3,371	40.1	0	2	70	0

PUNT RETURNS

	NO	FC	YDS	AVG	LG	TD
Reynolds, Billy	25	0	138	5.5	39	0
Hanulak, Chet	27	0	92	3.4	43	0
Paul, Don	1	0	57	57.0	57	0
Konz, Ken	7	0	37	5.3	13	0
Gorgal, Ken	1	0	0	0.0	0	0
Browns	61	0	324	5.3	57	0
Opponents	38	0	128	3.4	48t	1

KICKOFF RETURNS

	NO	YDS	AVG	LG	TD
Reynolds, Billy	14	413	29.5*	51	0
Hanulak, Chet	9	213	23.7	30	0
Konz, Ken	2	53	26.5	28	0
Paul, Don	1	31	31.0	31	0
Renfro, Ray	1	24	24.0	24	0
Bassett, Maurice	1	20	20.0	20	0
Gorgal, Ken	1	11	11.0	11	0
Massey, Carlton	1	10	10.0	10	0
Morrison, Fred	1	8	8.0	8	0
Browns	31	783	25.3	51	0
Opponents	51	1,064	20.9	50	0

	PASSING	ATT	CMP	YDS	PCT	AVI/AT	TD	TD%	INT	INT%	LG	TKLD	RATING
Graham, Otto	240	142	2,092	59.2	8.72	11	4.6	17	7.1	64t	0/197	73.5	
Ratterman, George	53	32	465	60.4	8.77	3	5.7	3	5.7	48t	0/18	84.2	
Renfro, Ray	1	0	0	0.0	0.00	0	0.0	1	100.0	0	0/0	0.0	
Lahr, Warren	1	0	0	0.0	0.00	0	0.0	1	100.0	0	0/0	0.0	
Jones, Dub	0	0	0	0.0	0.00	0	0.0	0	0.0	0	0/11	39.6	
Browns	295	174	2,557	59.0	8.67	14	4.7	22	7.5	64t	0/226	72.1	
Opponents	300	126	1,784	42.0	5.95	15	5.0	23	7.7	83t	0/176	46.6	

* Led NFL

1955 (9-2-1)

COACH: Paul Brown

1955 USUAL STARTING LINEUPS

OFFENSE

LE 88	Darrel Brewster
LT 76	Lou Groza
LG 64	Abe Gibron
C 52	Frank Gatski
RG 60	Harold Bradley
RT 74	Mike McCormack
RE 86	Dante Lavelli
WR 26	Ray Renfro
QB 14	Otto Graham
RB 32	F. Morrison, 40 D. Jones
RB 36	Ed Modzelewski
30	Maurice Bassett

DEFENSE

LDE 82	Carlton Massey
LDT 72	John Kissell
MG 79	Bob Gain
RTD 70	Don Colo
RDE 80	Len Ford
LLB 65	Chuck Noll
RLB 34	Walt Michaels
LCB 24	Warren Lahr
RCB 20	Don Paul
LS 22	Ken Konz
RS 42	Tommy James

RADIO ANNOUNCERS:

Bill McColgan, Jim Graner (WTAM 1100 AM)

TELEVISION ANNOUNCERS:

Ken Coleman (WJW-Channel 8)

DATE	RESULT	OPPONENT	ATT
9/25	L, 17-27	Washington Redskins	30,041
10/2	W, 38-3	at San Francisco 49ers	46,150
10/9	W, 21-17	Philadelphia Eagles	43,974
10/16	W, 24-14	at Washington Redskins	29,168
10/23	W, 41-10	Green Bay Packers	51,482
10/30	W, 26-20	at Chicago Cardinals	29,471
11/6	W, 24-14	New York Giants	46,524
11/13	L, 17-33	at Philadelphia Eagles	39,303
11/20	W, 41-14	Pittsburgh Steelers	53,509
11/27	T, 35-35	at New York Giants	45,699
12/4	W, 30-7	at Pittsburgh Steelers	31,101
12/11	W, 35-24	Chicago Cardinals	25,914
NFL CHAMPIONSHIP			
12/26	W, 38-14	at Los Angeles Rams	87,695

TEAM STATISTICS	BROWNS	OPPONENT
Total First Downs	224	171
Rushing	111	65
Passing	98	83
Penalty	15	23
Total Net Yards	3,978	2,841
Avg. Per Game	331.5	236.8
Total Plays	768	674
Avg. Per Play	5.2	4.2
Net Yards Rushing	2,020	1,189
Avg. Per Game	168.3	99.1
Total Rushes	536	351
Net Yards Passing	1,950	1,652
Avg. Per Game	162.5	137.7
Sacked/Yards Lost	0/275	0/123
Gross Yards	2,225	1,775
Attempts/Completions	234/130	323/126
Completion Pct.	55.6%	39.0%
Had Intercepted	11	25
Punts/Avg.	58/41.2	71/39.2
Net Punting Avg.	58/38.0	71/34.4
Penalties/Yards Lost	64/603	58/560
Fumbles/Ball Lost	27/17	21/15
Touchdowns	45	29
Rushing	20	9
Passing	21	15
Returns	4	5

SCORE BY PERIODS	1ST	2ND	3RD	4TH	OT	TOT
Browns	72	96	91	90	0	— 349
Opponents	46	67	39	66	0	— 218

SCORING	RU	PA	ST	DF	PAT	2RU	2PA	FG	SAF	TP
Groza, Lou	0	0	0	0	44/45	0	0	11/22	0	77
Modzelewski, E.	6	2	0	0	0/0	0	0	0/0	0	48
Renfro, Ray	0	8	0	0	0/0	0	0	0/0	0	48
Brewster, D.	0	6	0	0	0/0	0	0	0/0	0	36

PASSING	ATT	CMP	YDS	PCT	AV/AT	TD	TD%	INT	INT%	LG	TKLD	RATING
Graham, Otto	185	98	1,721*	53.0	9.30	15	8.1	8	4.3	61t	0/241	94.0
Ratterman, George	47	32	504	68.1	10.72	6	12.8	3	6.4	35	0/34	116.5
Renfro, Ray	2	0	0	0.0	0.00	0	0.0	0	0.0	0	0/0	39.6
Browns	234	130	2,225	55.6	9.51	21	9.0	11	4.7	61t	0/275	98.3
Opponents	323	126	1,775	39.0	5.50	15	4.6	25	7.7	71t	0/123	40.7

Graham, Otto	6	0	0	0	0/0	0	0	0/0	0	36
Lavelli, Dante	0	4	0	0	0/0	0	0	0/0	0	24
Bassett, M.	3	0	0	0	0/0	0	0	0/0	0	18
Morrison, Fred	3	0	0	0	0/0	0	0	0/0	0	18
Noll, Chuck	0	0	0	1	0/0	0	0	0/0	1	8
Jones, Dub	1	1	0	0	0/0	0	0	0/0	0	6
Smith, Robert	1	0	0	0	0/0	0	0	0/0	0	6
Konz, Ken	0	0	0	1	0/0	0	0	0/0	0	6
Paul, Don	0	0	1	0	0/0	0	0	0/0	0	6
Ratterman, G.	1	0	0	0	0/0	0	0	0/0	0	6
Michaels, W.	0	0	0	1	0/0	0	0	0/0	0	6
Browns	20	21	1	3	44/45	0	0	11/22	1	349
Opponents	9	15	5	0	23/29	0	0	7/15	0	218

RUSHING	NO	YDS	AVG	LG	TD
Modzelewski, Ed	185	619	3.3	25	6
Morrison, Fred	156	824	5.3	56	3
Graham, Otto	68	141	2.1	36	3
Bassett, Maurice	38	174	4.6	30t	6
Smith, Robert	37	142	3.8	31t	1
Renfro, Ray	29	90	3.1	14	0
Jones, Dub	10	44	4.4	13	0
Ratterman, George	6	8	1.3	10	1
Petitbon, John	3	10	3.3	7	0
Ford, Henry	2	1	0.5	1	0
James, Tommy	1	2	2.0	2	0
Gillom, Horace	1	-15	-15.0	-15	0
Browns	536	2,040	3.8	56	20
Opponents	351	1,189	3.4	38	9

RECEIVING	NO	YDS	AVG	LG	TD
Brewster, Darrel	34	622	18.3	41t	6
Lavelli, Dante	31	492	15.9	49	4
Renfro, Ray	29	603	20.8	61t	8
Modzelewski, Ed	13	113	8.7	28t	2
Morrison, Fred	9	185	20.6	49	0
Bassett, Maurice	9	83	9.2	25	0
Jones, Dub	3	115	38.3	46	1
Smith, Robert	2	12	6.0	10	0
Browns	130	2,225	17.1	61t	21
Opponents	126	1,775	14.1	71t	15

INTERCEPTIONS	NO	YDS	AVG	LG	TD
Noll, Chuck	5	74	14.8	24	1
Lahr, Warren	5	52	10.4	24	0
Konz, Ken	5	32	6.4	15t	1
Paul, Don	4	49	12.3	19	0
James, Tommy	2	20	10.0	16	0
Petitbon, John	2	11	5.5	7	0
Michaels, Walt	1	25	25.0	25t	1
Massey, Carlton	1	24	24.0	24	0
Browns	25	287	11.5	25t	3
Opponents	11	181	16.5	40t	1

PUNTING	NO	YDS	AVG	IN20	TB	LG	BLK
Gillom, Horace	58	2,389	41.2	0	6	56	3
Browns	58	2,389	41.2	0	6	56	3
Opponents	71	2,781	39.2	0	2	63	1

PUNT RETURNS	NO	FC	YDS	AVG	LG	TD
Paul, Don	19	0	148	7.8	60t	1
Konz, Ken	17	0	138	8.1	42	0
White, Bob	2	0	28	14.0	28	0
Ford, Henry	4	0	15	3.8	7	0
Smith, Robert	1	0	5	5.0	5	0
Renfro, Ray	1	0	3	3.0	3	0
Browns	44	0	337	7.7	60t	1
Opponents	37	0	186	5.0	78t	1

KICKOFF RETURNS	NO	YDS	AVG	LG	TD
Smith, Robert	13	320	24.6	47	0
White, Bob	10	258	25.8	44	0
Bassett, Maurice	7	151	21.6	31	0
Paul, Don	5	109	21.8	26	0
Konz, Ken	3	66	22.0	23	0
Michaels, Walt	3	45	15.0	27	0
Browns	41	949	23.1	47	0
Opponents	50	1,220	24.4	100t	1

* Led NFL

1956 (5-7)

COACH: Paul Brown

1956 USUAL STARTING LINEUPS

OFFENSE

LE	88	Darrel Brewster
LT	76	Lou Groza
LG	64	Abe Gibron
C	52	Frank Gatski
RG	62	H. Forester, 60 H. Bradley
RT	74	Mike McCormack
RE	86	Dante Lavelli
WR	26	Ray Renfro
QB	16	George Ratterman
	18	Vito Parilli
RB	32	Fred Morrison
	40	Preston Carpenter
RB	36	Ed Modzelewski
	30	Maurice Bassett

DEFENSE

LDE	82	Carlton Massey
	79	Bob Gain
LDT	72	John Kissell
RDT	79	B. Gain, 70 D. Colo
RDE	80	Len Ford
LLB	65	Chuck Noll
MLB	34	Walt Michaels
RLB	35	Galen Fiss
	34	Walt Michaels
LCB	24	Warren Lahr
RCB	20	Don Paul
LS	22	Ken Konz
RS	44	John Petitbon

RADIO ANNOUNCERS:

Bill McColgan, Jim Graner (WGAR 1220 AM)

TELEVISION ANNOUNCERS:

Ken Coleman, Otto Graham (WJW-Channel 8)

DATE	RESULT	OPPONENT	ATT
9/30	L, 7-9	at Chicago Cardinals	20,966
10/6	W, 14-10	at Pittsburgh Steelers	35,398
10/14	L, 9-21	New York Giants	60,042
10/21	L, 9-20	at Washington Redskins	23,332
10/28	L, 16-24	Pittsburgh Steelers	50,358
11/4	W, 24-7	at Green Bay Packers	28,590
11/11	L, 7-21	Baltimore Colts	42,404
11/18	W, 16-0	at Philadelphia Eagles	25,894
11/25	L, 17-20	Washington Redskins	22,878
12/2	W, 17-14	Philadelphia Eagles	20,645
12/9	W, 24-7	at New York Giants	27,707
12/16	L, 7-24	Chicago Cardinals	25,312

TEAM STATISTICS

	BROWNS	OPPONENT
Total First Downs	173	188
Rushing	94	108
Passing	63	62
Penalty	16	18
Total Net Yards	3,310	3,135
Avg. Per Game	275.8	261.3
Total Plays	744	689
Avg. Per Play	4.4	4.6
Net Yards Rushing	1,817	2,032
Avg. Per Game	151.4	169.3
Total Rushes	466	463
Net Yards Passing	1,175	1,103
Avg. Per Game	97.9	91.9
Sacked/Yards Lost	0/183	0/112
Gross Yards	1,358	1,215
Attempts/Completions	202/105	226/107
Completion Pct.	52.0%	47.3%
Had Intercepted	18	18
Punts/Avg.	50/41.9	59/40.7
Net Punting Avg.	50/39.2	59/35.3
Penalties/Yards Lost	52/457	61/529
Fumbles/Ball Lost	18/12	11/8
Touchdowns	19	21
Rushing	8	13
Passing	8	7
Returns	3	1

SCORE BY PERIODS

	1ST	2ND	3RD	4TH	OT	TOT
Browns	65	54	14	34	0	167
Opponents	24	69	30	54	0	177

SCORING

	RU	PA	ST	DF	PAT	2RU	2PA	FG	SAF	TP
Groza, Lou	0	0	0	0	18/18	0	0	11/20	0	51
Renfro, Ray	0	4	0	0	0/0	0	0	0/0	0	24

PASSING	ATT	CMP	YDS	PCT	AVIAT	TD	TD%	INT	INT%	LG	TKLD	RATING
O'Connell, Tom	96	42	551	43.8	5.74	4	4.2	8	8.3	62	0/41	41.6
Parilli, Vito	49	24	409	49.0	8.35	3	6.1	7	14.3	68t	0/63	58.5
Ratterman, George	57	39	398	68.4	6.98	1	1.8	3	5.3	46t	0/79	72.1
Browns	202	105	1,358	52.0	6.72	8	4.0	18	8.9	68t	0/183	49.5
Opponents	226	107	1,215	47.3	5.38	7	3.1	18	8.0	75t	0/112	41.1

Morrison, Fred	1	1	0	0	0/0	0	0	0/0	0	12
Modzelewski, Ed	2	0	0	0	0/0	0	0	0/0	0	12
Bassett, M.	1	1	0	0	0/0	0	0	0/0	0	12
O'Connell, Tom	2	0	0	0	0/0	0	0	0/0	0	12
Ratterman, George	1	0	0	0	0/0	0	0	0/0	0	6
Paul, Don	0	0	0	1	0/0	0	0	0/0	0	6
Konz, Ken	0	0	1	0	0/0	0	0	0/0	0	6
Kinard, Billy	1	0	0	0	0/0	0	0	0/0	0	6
Noll, Chuck	0	0	0	1	0/0	0	0	0/0	0	6
Lavelli, Dante	0	1	0	0	0/0	0	0	0/0	0	6
Brewster, Darrel	0	1	0	0	0/0	0	0	0/0	0	6
Wren, Junior	0	0	0	0	0/0	0	0	0/0	1	2
Team	0	0	0	0	0/1	0	0	0/0	0	0
Browns	8	8	1	2	18/19	0	0	11/20	1	167
Opponents	13	7	1	0	21/21	0	0	10/18	0	177

RUSHING

	NO	YDS	AVG	LG	TD
Carpenter, Preston	188	756	4.0	30	0
Modzelewski, Ed	96	413	4.3	23	2
Morrison, Fred	83	340	4.1	41	1
Bassett, Maurice	41	129	3.1	12	1
O'Connell, Tom	24	40	1.7	11	2
Parilli, Vito	18	65	3.6	19	0
Ratterman, George	7	9	1.3	5	1
Renfro, Ray	4	24	6.0	10	0
Smith, Jim Ray	2	10	5.0	7	0
Quinlan, Volney	2	4	2.0	3	0
Kinard, Billy	1	27	27.0	27t	1
Browns	466	1,817	3.9	41	8
Opponents	463	2,032	4.4	70t	13

RECEIVING

	NO	YDS	AVG	LG	TD
Brewster, Darrel	28	417	14.9	41	1
Lavelli, Dante	20	344	17.2	68t	1
Renfro, Ray	17	325	19.1	46t	4
Carpenter, Preston	16	124	7.8	34	0
Modzelewski, Ed	10	27	2.7	6	0
Morrison, Fred	6	29	4.8	10	1
Quinlan, Volney	4	63	15.8	31	0
Bassett, Maurice	4	29	7.3	31t	1
Browns	105	1,358	12.9	68t	8
Opponents	107	1,215	11.4	75t	7

INTERCEPTIONS

	NO	YDS	AVG	LG	TD
Paul, Don	7	190	27.1	42	1
Konz, Ken	4	34	8.5	28	0
Lahr, Warren	3	33	11.0	18	0
Noll, Chuck	1	13	13.0	13	0
Fiss, Galen	1	4	4.0	4	0
Colo, Don	1	0	0.0	0	0
Wren, Junior	1	0	0.0	0	0
Browns	18	274	15.2	42	1
Opponents	18	279	15.5	38	0

PUNTING

	NO	YDS	AVG	IN20	TB	LG	BLK
Morrison, Fred	38	1,561	41.1	0	7	70	0
Gillom, Horace	12	536	44.7	0	0	53	0
Browns	50	2,097	41.9	0	7	70	0
Opponents	59	2,400	40.7	0	4	57	0

PUNT RETURNS

	NO	FC	YDS	AVG	LG	TD
Konz, Ken	13	0	187	14.4*	65t	1
Paul, Don	17	0	103	6.1	17	0
Carpenter, Preston	1	0	18	18.0	18	0
Quinlan, Volney	10	0	9	0.9	5	0
Browns	41	0	317	7.7	65t	1
Opponents	26	0	137	5.3	31	0

KICKOFF RETURNS

	NO	YDS	AVG	LG	TD
Carpenter, Preston	15	381	25.4	42	0
Quinlan, Volney	9	219	24.3	50	0
Kinard, Billy	7	196	28.0	56	0
Morrison, Fred	1	17	17.0	17	0
Smith, Jim Ray	1	14	14.0	14	0
Weber, Charles	1	3	3.0	3	0
Browns	34	830	24.4	56	0
Opponents	33	819	24.8	57	0

* Led NFL

1957 (9-2-1)

COACH: Paul Brown

1957 USUAL STARTING LINEUPS

OFFENSE

LE 88	Darrel Brewster
LT 76	Lou Groza
LG 62	H. Forester, 64 J. R. Smith
C 56	Art Hunter
RG 60	H. Bradley, 63 F. Robinson
RT 74	Mike McCormack
RE 40	Preston Carpenter
WR 26	Ray Renfro
QB 15	T. O'Connell, 16 M. Plum
RB 48	M. Campbell, 30 L. Carpenter
RB 32	Jim Brown

DEFENSE

LDE 84	Bill Quinlan
LDT 79	Bob Gain
RDT 70	Don Colo
RDE 80	Len Ford
LLB 65	Chuck Noll
MLB 50	Vince Costello
RLB 34	Walt Michaels
LCB 24	Warren Lahr
RCB 20	Don Paul
LS 22	Ken Konz
RS 42	Junior Wren

RADIO ANNOUNCERS:

Bill McColgan, Jim Graner (WGAR 1220 AM)

TELEVISION ANNOUNCERS:

Ken Coleman, Jimmy Dudley (WJW-Channel 8)

DATE	RESULT	OPPONENT	ATT
9/29	W, 6-3	New York Giants	58,095
10/5	W, 23-12	at Pittsburgh Steelers	35,570
10/13	W, 24-7	Philadelphia Eagles	53,493
10/20	L, 7-17	at Philadelphia Eagles	22,443
10/27	W, 17-7	at Chicago Cardinals	26,341
11/3	W, 21-17	Washington Redskins	52,936
11/10	W, 24-0	Pittsburgh Steelers	53,709
11/17	T, 30-30	at Washington Redskins	27,722
11/24	W, 45-31	Los Angeles Rams	65,407
12/1	W, 31-0	Chicago Cardinals	40,525
12/8	L, 7-20	at Detroit Lions	55,814
12/15	W, 34-28	at New York Giants	54,294

NFL CHAMPIONSHIP

12/29	L, 14-59	at Detroit Lions	55,263
-------	----------	------------------	--------

TEAM STATISTICS	BROWNS	OPPONENT
Total First Downs	180	164
Rushing	93	79
Passing	76	66
Penalty	11	19
Total Net Yards	3,670	2,802
Avg. Per Game	305.8	233.5
Total Plays	696	638
Avg. Per Play	5.3	4.4
Net Yards Rushing	1,958	1,502
Avg. Per Game	163.2	125.2
Total Rushes	501	396
Net Yards Passing	1,712	1,300
Avg. Per Game	142.7	108.3
Sacked/Yards Lost	0/161	0/211
Gross Yards	1,873	1,511
Attempts/Completions	195/108	242/105
Completion Pct.	55.4%	43.4%
Had Intercepted	14	19
Punts/Avg.	61/39.3	72/41.8
Net Punting Avg.	61/34.1	72/38.5
Penalties/Yards Lost	66/597	42/412
Fumbles/Ball Lost	19/10	20/12
Touchdowns	32	22
Rushing	19	11
Passing	12	8
Returns	1	3

SCORE BY PERIODS	1ST	2ND	3RD	4TH	OT	TOT
Browns	54	60	76	79	0	— 269
Opponents	27	57	30	58	0	— 172

SCORING	RU	PA	ST	DF	PAT	2RU	2PA	FG	SAF	TP
Groza, Lou	0	0	0	0	32/32	0	0	15/22	0	77^
Brown, Jim	9	1	0	0	0/0	0	0	0/0	0	60

PASSING	ATT	CMP	YDS	PCT	AV/AT
O'Connell, Tom	110	63	1,229*	57.3	11.17
Plum, Milt	76	41	590	53.9	7.76
Hanulak, Chet	2	1	32	50.0	16.00
Borton, John	6	3	22	50.0	3.67
Campbell, Milton	1	0	0	0.0	0.00
Browns	195	108	1,873	55.4	9.61
Opponents	242	105	1,511	43.4	6.24

Renfro, Ray	0	6	0	0	0/0	0	0	0/0	0	36
Carpenter, L.	4	0	0	0	0/0	0	0	0/0	0	24
Hanulak, Chet	3	0	0	0	0/0	0	0	0/0	0	18
Carpenter, P.	1	2	0	0	0/0	0	0	0/0	0	18
Brewster, D.	0	2	0	0	0/0	0	0	0/0	0	12
Campbell, M.	0	1	0	0	0/0	0	0	0/0	0	6
Reynolds, Billy	1	0	0	0	0/0	0	0	0/0	0	6
Paul, Don	0	0	0	1	0/0	0	0	0/0	0	6
O'Connell, Tom	1	0	0	0	0/0	0	0	0/0	0	6
Browns	19	12	0	1	32/32	0	0	15/22	0	269
Opponents	11	8	3	0	19/22	0	0	7/14	0	172

RUSHING	NO	YDS	AVG	LG	TD
Brown, Jim	202	942*	4.7	69†	9
Hanulak, Chet	125	375	3.0	64†	3
Carpenter, Lew	83	315	3.8	55	4
Reynolds, Billy	29	57	2.0	8	1
Plum, Milt	26	118	4.5	30	0
O'Connell, Tom	14	5	0.4	7	1
Modzelewski, Ed	10	21	2.1	5	0
Campbell, Milton	7	23	3.3	14	0
Carpenter, Preston	3	86	28.7	39	1
Renfro, Ray	2	22	11.0	16	0
McCormack, Mike	0	4	0.0	4	0
Browns	501	1,968	3.9	69†	19
Opponents	396	1,502	3.8	59	11

RECEIVING	NO	YDS	AVG	LG	TD
Brewster, Darrel	30	614	20.5	56	2
Carpenter, Preston	27	398	14.7	33	2
Renfro, Ray	21	589	28.0	65†	6
Brown, Jim	16	55	3.4	12	1
Carpenter, Lew	5	65	13.0	21	0
Clarke, Frank	4	77	19.3	43	0
Hanulak, Chet	3	38	12.7	19	0
Campbell, Milton	1	25	25.0	25†	1
Reynolds, Billy	1	12	12.0	12	0
Browns	108	1,873	17.3	65†	12
Opponents	105	1,511	14.4	63	8

INTERCEPTIONS	NO	YDS	AVG	LG	TD
Paul, Don	4	28	7.0	12	0
Konz, Ken	4	20	5.0	16	0
Freeman, Bob	3	46	15.3	25	0
Wren, Junior	2	73	36.5	43	0
Costello, Vince	2	19	9.5	12	0
Lahr, Warren	2	12	6.0	10	0
Fiss, Galen	1	15	15.0	15	0
Michaels, Walt	1	10	10.0	6	0
Browns	19	223	11.7	43	0
Opponents	14	141	10.1	65†	1

PUNTING	NO	YDS	AVG	IN20	TB	LG	BLK
Konz, Ken	61	2,396	39.3	0	3	63	1
Browns	61	2,396	39.3	0	3	63	1
Opponents	72	3,006	41.8	0	1	63	0

PUNT RETURNS	NO	FC	YDS	AVG	LG	TD
Reynolds, Billy	24	0	114	4.8	23	0
Paul, Don	9	0	75	8.3	32	0
Hanulak, Chet	11	0	29	2.6	11	0
Konz, Ken	3	0	13	4.3	7	0
Robinson, Fred	1	0	0	0.0	0	0
Browns	48	0	231	4.8	32	0
Opponents	47	0	315	6.7	58†	1

KICKOFF RETURNS	NO	YDS	AVG	LG	TD
Campbell, Milton	11	263	23.9	36	0
Reynolds, Billy	7	152	21.7	29	0
Brown, Jim	6	136	22.7	29	0
Modzelewski, Ed	5	74	14.8	18	0
Clarke, Frank	2	22	11.0	13	0
Carpenter, Lew	1	24	24.0	24	0
Freeman, Bob	1	15	15.0	15	0
Browns	33	686	20.8	36	0
Opponents	42	917	21.8	50	0

* Led NFL

^ Tied NFL Lead

1958 (9-3)

COACH: Paul Brown

1958 USUAL STARTING LINEUPS

OFFENSE

LE 88	D. Brewster, 82 F. Clarke
LT 76	Lou Groza
LG 64	Jim Ray Smith
C 56	Art Hunter
RG 65	Chuck Noll
RT 74	Mike McCormack
78	Willie McClung
RE 40	Preston Carpenter
WR 26	Ray Renfro
QB 16	Milt Plum
RB 49	Bobby Mitchell
30	Low Carpenter
RB 32	Jim Brown

DEFENSE

LDE 86	Paul Wiggin
89	Willie Davis
LDT 79	Bob Gain
RDT 70	Don Colo
RDE 84	Bill Quinlan
89	Willie Davis
LLB 35	Galen Fiss
MLB 50	Vinco Costello
RLB 34	Walt Michaels
LCB 24	Warren Lahr
18	Bob Freeman
RCB 20	Don Paul
LS 22	Ken Konz
RS 42	Junior Wren

RADIO ANNOUNCERS:

Bill McColan, Jim Graner (WGAR 1220 AM)

TELEVISION ANNOUNCERS:

Ken Coleman, Jimmy Dudley (WJW-Channel 8)

DATE	RESULT	OPPONENT	ATT
9/28	W, 30-27	at Los Angeles Rams	69,993
10/5	W, 45-12	at Pittsburgh Steelers	31,130
10/12	W, 35-28	Chicago Cardinals	65,403
10/19	W, 27-10	Pittsburgh Steelers	66,852
10/26	W, 38-24	at Chicago Cardinals	30,933
11/2	L, 17-21	New York Giants	78,404
11/9	L, 10-30	Detroit Lions	75,563
11/16	W, 20-10	at Washington Redskins	32,372
11/23	W, 28-14	Philadelphia Eagles	51,319
11/30	W, 21-14	Washington Redskins	33,240
12/7	W, 21-14	at Philadelphia Eagles	36,773
12/14	L, 10-13	at New York Giants	63,192

PLAYOFFS

12/21	L 0-10	at New York Giants	61,174
-------	--------	--------------------	--------

TEAM STATISTICS

	BROWNS	OPPONENT
Total First Downs	206	201
Rushing	127	82
Passing	71	104
Penalty	8	15
Total Net Yards	4,107	3,660
Avg. Per Game	342.3	305.0
Total Plays	681	681
Avg. Per Play	6.0	5.4
Net Yards Rushing	2,526	1,448
Avg. Per Game	210.5	120.7
Total Rushes	475	369
Net Yards Passing	1,581	2,212
Avg. Per Game	131.8	184.3
Sacked/Yards Lost	0/177	0/175
Gross Yards	1,758	2,387
Attempts/Completions	206/110	312/162
Completion Pct.	53.4%	51.9%
Had Intercepted	14	16
Punts/Avg.	51/41.2	55/42.7
Net Punting Avg.	51/39.3	55/36.9
Penalties/Yards Lost	59/554	37/347
Fumbles/Ball Lost	14/8	27/18
Touchdowns	40	26
Rushing	24	6
Passing	12	20
Returns	4	0

SCORE BY PERIODS

	1ST	2ND	3RD	4TH	OT	TOT
Browns	90	82	42	88	0	302
Opponents	41	89	48	39	0	217

SCORING	RU	PA	ST	DF	PAT	2RU	2PA	FG	SAF	TP
Brown, Jim	17	1	0	0	0/0	0	0	0/0	0	108*
Groza, Lou	0	0	0	0	36/38	0	0	8/19	0	60
Mitchell, Bobby	1	3	2	0	0/0	0	0	0/0	0	36
Renfro, Ray	0	6	0	0	0/0	0	0	0/0	0	36
Plum, Milt	4	0	0	0	2/2	0	0	0/0	0	26
Carpenter, Larry	2	0	0	0	0/0	0	0	0/0	0	12
Brewster, Darrel	0	1	0	0	0/0	0	0	0/0	0	6
Bolden, Leroy	0	0	1	0	0/0	0	0	0/0	0	6
Carpenter, Preston	0	1	0	0	0/0	0	0	0/0	0	6
Konz, Ken	0	0	0	1	0/0	0	0	0/0	0	6
Browns	24	12	3	1	38/40	0	0	8/19	0	302
Opponents	6	20	0	0	26/26	0	0	11/23	1	217

RUSHING

	NO	YDS	AVG	LG	TD
Brown, Jim	257	1,527*	5.9	65t	17*
Mitchell, Bobby	80	500	6.3	63t	1
Carpenter, Lew	73	308	4.2	30	2
Plum, Milt	37	127	3.4	22	4
Bolden, Leroy	15	55	3.7	15	0
Renfro, Ray	3	17	5.7	12	0
Modzelewski, Ed	3	8	2.7	3	0
Carpenter, Preston	3	2	0.7	22	0
Freeman, Bob	2	1	0.5	9	0
Ninowski, Jim	2	1	0.5	7	0
Browns	475	2,546	5.4	65t	24
Opponents	369	1,448	3.9	40	6

RECEIVING

	NO	YDS	AVG	LG	TD
Carpenter, Preston	29	474	16.3	74	1
Renfro, Ray	24	573	23.9	52	6
Brewster, Darrel	16	294	18.4	38	1
Brown, Jim	16	138	8.6	46	1
Mitchell, Bobby	16	131	8.2	25	3
Carpenter, Lew	5	47	9.4	18	0
Clarke, Frank	3	91	30.3	34	0
Modzelewski, Ed	1	10	10.0	10	0
Browns	110	1,758	16.0	74	12
Opponents	162	2,387	14.7	91t	20

INTERCEPTIONS

	NO	YDS	AVG	LG	TD
Konz, Ken	4	123	30.8	46t	1
Paul, Don	4	80	20.0	36	0
Wren, Junior	3	36	12.0	29	0
Freeman, Bob	3	21	7.0	19	0
Lahr, Warren	1	25	25.0	25	0
Shofner, Jim	1	0	0.0	0	0
Browns	16	285	17.8	46t	1
Opponents	14	134	9.6	31	0

PUNTING

	NO	YDS	AVG	IN20	TB	LG	BLK
Deschaine, Dick	50	2,063	41.3	0	1	63	0
Wren, Junior	1	38	38.0	0	0	38	0
Browns	51	2,101	41.2	0	1	63	0
Opponents	55	2,349	42.7	0	1	63	0

PUNT RETURNS

	NO	FC	YDS	AVG	LG	TD
Mitchell, Bobby	14	0	165	11.8	68t	1
Konz, Ken	18	0	143	7.9	38	0
Shofner, Jim	4	0	10	2.5	10	0
Paul, Don	2	0	0	0.0	0	0
Wren, Junior	1	0	0	0.0	0	0
Browns	39	0	318	8.2	68t	1
Opponents	38	0	95	2.5	23	0

KICKOFF RETURNS

	NO	YDS	AVG	LG	TD
Mitchell, Bobby	18	454	25.2	98t	1
Bolden, Leroy	14	362	25.9	102t	1
Brown, Jim	3	74	24.7	35	0
Carpenter, Lew	1	18	18.0	18	0
McClung, Willie	1	0	0.0	0	0
Paul, Don	1	0	0.0	0	0
Browns	38	908	23.9	102t	2
Opponents	48	1,045	21.8	50	0

PASSING	ATT	CMP	YDS	PCT	AV/AT	TD	TD%	INT	INT%	LG	TKLD	RATING
Plum, Milt	189	102	1,619	54.0	8.57	11	5.8	11	5.8	74	0/145	77.9
Ninowski, Jim	17	8	139	47.1	8.18	1	5.9	3	17.6	34	0/32	55.4
Browns	206	110	1,758	53.4	8.53	12	5.8	14	6.8	74	0/177	73.2
Opponents	312	162	2,387	51.9	7.65	20	6.4	16	5.1	91t	0/175	77.2

* Led NFL

1959 (7-5)

COACH: Paul Brown

1959 USUAL STARTING LINEUPS

OFFENSE

LE 40	Preston Carpenter
LT 76	L. Groza, 77 W. Davis
LG 64	Jim Ray Smith
C 56	Art Hunter
RG 66	Gene Hickerson
RT 74	Mike McCormack
70	Francis O'Brien
RE 86	Bill Howton
WR 26	Ray Renfro
QB 16	Milt Plum
RB 49	Bobby Mitchell
RB 32	Jim Brown

DEFENSE

LDE 79	Bob Gain
LDT 78	Willie McCling
RDT 72	Sid Youngelman
RDE 80	Paul Wiggin
LLB 35	Galen Fiss
MLB 50	Vince Costello
RLB 34	Walt Michaels
LCB 30	Bernie Parrish
RCB 44	Jim Shofner
LS 24	Warren Lahr
RS 42	Junior Wren

RADIO ANNOUNCERS:

Bill McColgan, Jim Graner (WGAR 1220 AM)

TELEVISION ANNOUNCERS:

Ken Coleman, Jimmy Dudley (WJW-Channel 8)

DATE	RESULT	OPPONENT	ATT
9/26	L, 7-17	at Pittsburgh Steelers	33,844
10/4	W, 34-7	at Chicago Cardinals	19,935
10/11	L, 6-10	New York Giants	65,534
10/18	W, 17-7	Chicago Cardinals	46,422
10/25	W, 34-7	Washington Redskins	42,732
11/1	W, 38-31	at Baltimore Colts	57,557
11/8	W, 28-7	Philadelphia Eagles	58,275
11/15	W, 31-17	at Washington Redskins	32,266
11/22	L, 20-21	Pittsburgh Steelers	68,563
11/29	L, 20-21	San Francisco 49ers	56,854
12/6	L, 7-48	at New York Giants	68,436
12/13	W, 28-21	at Philadelphia Eagles	45,952

TEAM STATISTICS	BROWNS	OPPONENT				
Total First Downs	234	205				
Rushing	118	75				
Passing	109	115				
Penalty	7	15				
Total Net Yards	4,015	3,764				
Avg. Per Game	334.6	313.7				
Total Plays	733	679				
Avg. Per Play	5.5	5.5				
Net Yards Rushing	2,149	1,422				
Avg. Per Game	179.1	118.5				
Total Rushes	457	360				
Net Yards Passing	1,866	2,342				
Avg. Per Game	155.5	195.2				
Sacked/Yards Lost	0/167	0/115				
Gross Yards	2,033	2,457				
Attempts/Completions	276/159	319/168				
Completion Pct.	57.6%	52.7%				
Had Intercepted	9	18				
Punts/Avg.	50/37.1	50/42.4				
Net Punting Avg.	50/36.3	50/38.2				
Penalties/Yards Lost	36/329	32/285				
Fumbles/Ball Lost	8/5	20/12				
Touchdowns	37	28				
Rushing	20	9				
Passing	14	17				
Returns	3	2				
SCORE BY PERIODS	1ST	2ND	3RD	4TH	OT	TOT
Browns	65	72	44	89	0	270
Opponents	17	94	65	38	0	214

PASSING	ATT	CMP	YDS	PCT	AV/AT	TD	TD%	INT	INT%	LG	TKLD	RATNG
Plum, Milt	266	156	1,992	58.6	7.49	14	5.3	8	3.0	76t	0/157	87.2
Ninowski, Jim	10	3	41	30.0	4.10	0	0.0	1	10.0	20	0/10	4.6
Browns	276	159	2,033	57.6	7.37	14	5.1	9	3.3	76t	0/167	84.1
Opponents	319	168	2,457	52.7	7.70	17	5.3	18	5.6	71	0/115	72.3

* Led NFL

SCORING	RU	PA	ST	DF	PAT	2RU	2PA	FG	SAF	TP
Brown, Jim	14	0	0	0	0/0	0	0	0/0	0	84
Mitchell, B.	5	4	1	0	0/0	0	0	0/0	0	60
Groza, Lou	0	0	0	0	33/37	0	0	5/16	0	48
Renfro, Ray	0	6	0	0	0/0	0	0	0/0	0	36
Carpenter, P.	0	2	0	0	0/0	0	0	0/0	0	12
Howton, Billy	0	1	0	0	0/0	0	0	0/0	0	6
Wren, Junior	0	0	0	1	0/0	0	0	0/0	0	6
Modzelewski, E.	0	1	0	0	0/0	0	0	0/0	0	6
Parrish, Bernie	0	0	0	1	0/0	0	0	0/0	0	6
Plum, Milt	1	0	0	0	0/0	0	0	0/0	0	6
Browns	20	14	1	2	33/37	0	0	5/16	0	270
Opponents	9	17	2	0	28/28	0	0	6/13	0	214

RUSHING	NO	YDS	AVG	LG	TD
Brown, Jim	290	1,329*	4.6	70t	14*
Mitchell, Bobby	131	743	5.7	90t	5
Plum, Milt	21	20	1.0	17	1
Modzelewski, Ed	6	18	3.0	5	0
Bolden, Leroy	4	11	2.8	9	0
Ptacek, Bob	3	13	4.3	6	0
Ninowski, Jim	1	11	11.0	11	0
Carpenter, Preston	1	4	4.0	4	0
Browns	457	2,149	4.7	90t	20
Opponents	360	1,422	4.0	65	7

RECEIVING	NO	YDS	AVG	LG	TD
Howton, Billy	39	510	13.1	36t	1
Mitchell, Bobby	35	351	10.0	76t	4
Renfro, Ray	30	528	17.6	70t	6
Carpenter, Preston	24	372	15.5	43t	2
Brown, Jim	24	190	7.9	25	0
Clarke, Frank	3	44	14.7	20	0
Modzelewski, Ed	3	18	6.0	13	1
Plum, Milt	1	20	20.0	20	0
Browns	159	2,033	12.8	76t	14
Opponents	168	2,457	14.6	71	17

INTERCEPTIONS	NO	YDS	AVG	LG	TD
Parrish, Bernie	5	83	16.6	37t	1
Wren, Junior	5	39	7.8	22	0
Shofner, Jim	2	50	25.0	30	0
Noll, Chuck	2	5	2.5	5	0
Konz, Ken	1	35	35.0	21	0
Fiss, Galen	1	9	9.0	9	0
Michaels, Walt	1	7	7.0	7	0
Lahr, Warren	1	0	0.0	0	0
Costello, Vince	0	14	0.0	14	0
Browns	18	242	13.4	37t	1
Opponents	9	139	15.4	32	1

PUNTING	NO	YDS	AVG	IN20	TB	LG	BLK
Wren, Junior	27	996	36.9	0	1	55	0
Shofner, Jim	23	860	37.4	0	1	48	0
Browns	50	1,856	37.1	0	2	55	0
Opponents	50	2,121	42.4	0	5	62	0

PUNT RETURNS	NO	FC	YDS	AVG	LG	TD
Mitchell, Bobby	17	0	177	10.4	78t	1
Konz, Ken	9	0	34	3.8	11	0
Browns	26	0	211	8.1	78t	1
Opponents	32	0	39	1.2	11	0

KICKOFF RETURNS	NO	YDS	AVG	LG	TD
Mitchell, Bobby	11	236	21.5	31	0
Bolden, Leroy	9	170	18.9	38	0
Brown, Jim	4	88	22.0	29	0
Modzelewski, Ed	4	37	9.3	19	0
Noll, Chuck	1	20	20.0	20	0
Browns	29	551	19.0	38	0
Opponents	38	734	19.3	46	0

1960 (8-3-1)

COACH: Paul Brown

1960 USUAL STARTING LINEUPS

OFFENSE

LE	88	Rich Kreitling
LT	77	Dick Schafrath
LG	64	Jim Ray Smith
C	56	John Morrow
RG	66	Gene Hickerson
RT	74	Mike McCormack
RE	86	Gern Nagler
	88	Rich Kreitling
WR	26	R. Renfro, 81 L. Clarke
QB	16	Mit Plum
RB	49	Bobby Mitchell
RB	32	Jim Brown

DEFENSE

LE	84	Paul Wiggin
	82	Jim Houston
LT	79	Bob Gain
RT	72	Floyd Peters
RE	80	Jim Marshall
	84	Paul Wiggin
LLB	35	Galen Fiss
MLB	50	Vince Costello
RLB	34	Walt Michaels
LCB	30	Bernie Parrish
RCB	44	Jim Shofner
LS	46	Don Fleming
RS	22	Richard Mostardi
	24	Bobby Franklin

RADIO ANNOUNCERS:

Bill McColgan, Jim Graner (WGAR 1220 AM)

TELEVISION ANNOUNCERS:

Ken Coleman, Jimmy Dudley (WJW-Channel 8)

DATE	RESULT	OPPONENT	ATT
9/25	W, 41-24	at Philadelphia Eagles	56,303
10/2	W, 28-20	Pittsburgh Steelers	67,692
10/16	W, 48-7	at Dallas Cowboys	28,500
10/23	L, 29-31	Philadelphia Eagles	64,850
10/30	W, 31-10	at Washington Redskins	32,086
11/6	L, 13-17	New York Giants	82,872
11/13	W, 28-27	St. Louis Cardinals	49,192
11/20	L, 10-14	at Pittsburgh Steelers	35,215
11/27	T, 17-17	at St. Louis Cardinals	26,146
12/4	W, 27-16	Washington Redskins	35,211
12/11	W, 42-0	Chicago Bears	38,155
12/15	W, 48-34	at New York Giants	56,517
PLAYOFF BOWL			
1/7	L, 16-17	Detroit Lions (at Miami)	34,981

TEAM STATISTICS	BROWNS	OPPONENT
Total First Downs	219	208
Rushing	107	92
Passing	96	102
Penalty	16	14
Total Net Yards	3,974	3,806
Avg. Per Game	331.2	317.2
Total Plays	647	724
Avg. Per Play	6.1	5.3
Net Yards Rushing	1,930	1,643
Avg. Per Game	160.8	136.9
Total Rushes	383	405
Net Yards Passing	2,044	2,163
Avg. Per Game	170.3	180.3
Sacked/Yards Lost	0/299	0/207
Gross Yards	2,343	2,370
Attempts/Completions	264/160	319/163
Completion Pct.	60.6%	51.1%
Had Intercepted	5	31
Punts/Avg.	55/42.0	46/45.0
Net Punting Avg.	55/38.7	46/40.5
Penalties/Yards Lost	49/534	48/526
Fumbles/Ball Lost	20/12	27/14
Touchdowns	47	26
Rushing	18	10
Passing	22	15
Returns	7	1

SCORE BY PERIODS	1ST	2ND	3RD	4TH	OT	TOT
Browns	59	150	58	95	0	— 362
Opponents	41	60	48	68	0	— 217

SCORING	RU	PA	ST	DF	PAT	2RU	2PA	FG	SAF	TP
Baker, Sam	0	0	0	0	44/46	0	0	12/20	0	80
Mitchell, B.	5	6	1	0	0/0	0	0	0/0	0	72
Brown, Jim	9	2	0	0	0/0	0	0	0/0	0	66

PASSING	ATT	CMP	YDS	PCT	AV/AT	TD	TD%	INT	INT%	LG	TKLD	RATING
Plum, Mit	250	151	2,297*	60.4	9.19	21	8.4	5	2.0	86t	0/275	110.4
Dawson, Len	13	8	23	61.5	1.77	0	0.0	0	0.0	23	0/24	65.9
Mitchell, Bobby	1	1	23	100.0	23.00	1	100.0	0	0.0	23t	0/0	158.3
Browns	264	160	2,343	60.6	8.88	22	8.3	5	1.9	86t	0/299	109.5
Opponents	319	163	2,370	51.1	7.43	15	4.7	31	9.7	70t	0/207	51.7

Renfro, Ray	0	4	0	0	0/0	0	0	0/0	0	24
Clarke, Leon	0	4	0	0	0/0	0	0	0/0	0	24
Kreitling, Rich	0	3	0	0	0/0	0	0	0/0	0	18
Nagler, Gern	0	3	0	0	0/0	0	0	0/0	0	18
Franklin, Bobby	0	0	0	2	0/0	0	0	0/0	0	12
Plum, Mit	2	0	0	0	0/0	0	0	0/0	0	12
Parrish, Bernie	0	0	0	1	0/0	0	0	0/0	0	6
Caleb, Jamie	1	0	0	0	0/0	0	0	0/0	0	6
Stephens, Larry	0	0	0	1	0/0	0	0	0/0	0	6
Gain, Bob	0	0	0	1	0/0	0	0	0/0	0	6
Wiggin, Paul	0	0	0	1	0/0	0	0	0/0	0	6
Gault, Prentice	1	0	0	0	0/0	0	0	0/0	0	6
Team	0	0	0	0	0/1	0	0	0/0	0	0
Browns	18	22	1	6	44/47	0	0	12/20	0	362
Opponents	10	15	1	0	25/26	0	0	12/21	0	217

RUSHING	NO	YDS	AVG	LG	TD
Brown, Jim	215	1,257*	5.8	71t	9
Mitchell, Bobby	111	506	4.6	50	5
Gault, Prentice	28	159	5.7	23	1
Plum, Mit	17	-24	-1.4	7	2
Caleb, Jamie	8	60	7.5	30	1
Kreitling, Rich	2	-17	-8.5	-2	0
Dawson, Len	1	0	0.0	0	0
Baker, Sam	1	-11	-11.0	-11	0
Browns	383	1,930	5.0	71t	18
Opponents	405	1,643	4.1	57	10

RECEIVING	NO	YDS	AVG	LG	TD
Mitchell, Bobby	45	612	13.6	69t	6
Nagler, Gern	36	616	17.1	53t	3
Renfro, Ray	24	378	15.8	66t	4
Brown, Jim	19	204	10.7	37t	2
Kreitling, Rich	16	316	19.8	69t	3
Clarke, Leon	11	184	16.7	86t	4
Caleb, Jamie	5	-18	-3.6	2	0
Murphy, Fred	2	36	18.0	23	0
Gault, Prentice	1	10	10.0	10	0
Williams, A.D.	1	5	5.0	5	0
Browns	160	2,343	14.6	86t	22
Opponents	163	2,370	14.5	70t	15

INTERCEPTIONS	NO	YDS	AVG	LG	TD
Franklin, Bobby	8	131	16.4	37t	2
Shofner, Jim	8	75	9.4	23	0
Parrish, Bernie	6	98	39.7	92t	1
Fleming, Don	5	85	17.0	30	0
Stephens, Larry	1	34	34.0	34t	1
Gain, Bob	1	22	22.0	22t	1
Wiggin, Paul	1	20	20.0	20t	1
Fiss, Galen	1	19	19.0	10	0
Browns	31	624	20.1	92t	6
Opponents	5	58	11.6	30	1

PUNTING	NO	YDS	AVG	IN20	TB	LG	BLK
Baker, Sam	55	2,309	42.0	0	2	64	0
Browns	55	2,309	42.0	0	2	64	0
Opponents	46	2,072	45.0	0	8	75	0

PUNT RETURNS	NO	FC	YDS	AVG	LG	TD
Shofner, Jim	11	0	105	9.5	36	0
Mitchell, Bobby	9	0	101	11.2	34	0
Franklin, Bobby	1	0	2	2.0	2	0
Browns	21	0	208	9.9	36	0
Opponents	24	0	178	7.4	46	0

KICKOFF RETURNS	NO	YDS	AVG	LG	TD
Mitchell, Bobby	17	432	25.4	90t	1
Brown, Jim	14	300	21.4	33	0
Caleb, Jamie	5	90	18.0	21	0
Gault, Prentice	3	47	15.7	19	0
Parrish, Bernie	2	0	0.0	0	0
Franklin, Bobby	1	23	23.0	23	0
Fleming, Don	1	8	8.0	8	0
Stephens, Larry	1	0	0.0	0	0
Fichtner, Ross	1	0	0.0	0	0
Browns	45	900	20.0	90t	1
Opponents	62	1,177	19.0	55	0

* Led NFL

1961 (8-5-1)

COACH: Paul Brown

1961 USUAL STARTING LINEUPS

OFFENSE

LE	88	Rich Kreitling
	42	Bob Crespino
LT	77	Dick Schafrath
LG	64	Jim Ray Smith
C	56	John Morrow
RG	60	John Wooten
RT	74	Mike McCormack
RE	86	Gern Nagler
WR	26	Ray Renfro
QB	16	Milt Plum
RB	49	Bobby Mitchell
	22	Tom Watkins
RB	32	Jim Brown

DEFENSE

LDE	82	Jim Houston
LDT	79	Bob Gain
RDT	72	Floyd Peters
RDE	68	Larry Stephens
RDE	84	Paul Wiggin
LLB	50	V. Costello, 35 G. Fiss
MLB	52	Dave Lloyd
RLB	34	Walt Michaels
LCB	30	Bernie Parrish
RCB	44	Jim Shofner
LS	46	Don Fleming
RS	24	Bobby Franklin

RADIO ANNOUNCERS:

Gib Shanley, Les Clark (WGAR 1220 AM)

TELEVISION ANNOUNCERS:

Ken Coleman, Cliff Lewis (WJW-Channel 8)

DATE	RESULT	OPPONENT	ATT
9/17	L, 20-27	at Philadelphia Eagles	60,671
9/24	W, 20-17	St. Louis Cardinals	50,443
10/1	W, 25-7	Dallas Cowboys	43,638
10/8	W, 31-7	Washington Redskins	46,186
10/15	L, 17-49	Green Bay Packers	75,042
10/22	W, 30-28	at Pittsburgh Steelers	29,266
10/29	W, 21-10	at St. Louis Cardinals	26,696
11/5	L, 13-17	Pittsburgh Steelers	62,723
11/12	W, 17-6	at Washington Redskins	28,975
11/19	W, 45-24	Philadelphia Eagles	68,399
11/26	L, 21-37	New York Giants	80,455
12/3	W, 38-17	at Dallas Cowboys	23,500
12/10	L, 14-17	at Chicago Bears	38,717
12/17	T, 7-7	at New York Giants	61,084

TEAM STATISTICS

	BROWNS	OPPONENT
Total First Downs	246	243
Rushing	116	87
Passing	120	146
Penalty	10	10
Total Net Yards	4,537	4,131
Avg. Per Game	324.1	295.1
Total Plays	796	769
Avg. Per Play	5.7	5.4
Net Yards Rushing	2,163	1,605
Avg. Per Game	154.5	114.6
Total Rushes	476	411
Net Yards Passing	2,374	2,526
Avg. Per Game	169.6	180.4
Sacked/Yards Lost	0/164	0/305
Gross Yards	2,538	2,831
Attempts/Completions	320/185	358/200
Completion Pct.	57.8%	55.9%
Had Intercepted	13	20
Punts/Avg.	53/43.3	54/42.9
Net Punting Avg.	53/39.3	54/37.6
Penalties/Yards Lost	47/455	38/367
Fumbles/Ball Lost	28/20	23/18
Touchdowns	39	34
Rushing	15	16
Passing	20	16
Returns	4	2

SCORE BY PERIODS

	1ST	2ND	3RD	4TH	OT	TOT
Browns	91	78	43	107	0	319
Opponents	41	62	57	110	0	270

SCORING

	RU	PA	ST	DF	PAT	2RU	2PA	FG	SAF	TP
Groza, Lou	0	0	0	0	37/38	0	0	16/23	0	85

PASSING	ATT	CMP	YDS	PCT	AV/AT	TD	TD%	INT	INT%	LG	TKLD	RATING
Plum, Milt	302	177	2,416*	58.6	8.00	18	6.0	10	3.3	77t	0/145	90.3
Dawson, Len	15	7	85	46.7	5.67	1	6.7	3	20.0	17t	0/19	47.2
Brown, Jim	3	1	37	33.3	12.33	1	33.0	0	0.0	37t	0/0	120.8
Browns	320	185	2,538	57.8	7.93	20	6.3	13	4.1	77t	0/164	87.2
Opponents	358	200	2,831	55.9	7.91	16	4.5	20	5.6	88t	0/305	73.2

* Led NFL

Mitchell, B.	5	3	2	0	0/0	0	0	0	0/0	0	60
Brown, Jim	8	2	0	0	0/0	0	0	0	0/0	0	60
Renfro, Ray	0	6	0	0	0/0	0	0	0	0/0	0	36
Kreitling, Rich	0	3	0	0	0/0	0	0	0	0/0	0	18
Clarke, Leon	0	2	0	0	0/0	0	0	0	0/0	0	12
Watkins, Tom	0	1	0	0	0/0	0	0	0	0/0	0	6
Franklin, B.	1	0	0	0	0/0	0	0	0	0/0	0	6
Farrish, Bernie	0	0	0	1	0/0	0	0	0	0/0	0	6
Plum, Milt	1	0	0	0	0/0	0	0	0	0/0	0	6
Costello, Vince	0	0	0	1	0/0	0	0	0	0/0	0	6
Ferguson, C.	0	1	0	0	0/0	0	0	0	0/0	0	6
Nagler, Gern	0	1	0	0	0/0	0	0	0	0/0	0	6
Crespino, Bob	0	1	0	0	0/0	0	0	0	0/0	0	6
Team, Stat	0	0	0	0	0/1	0	0	0	0/0	0	0
Browns	15	20	2	2	37/39	0	0	0	16/23	0	319
Opponents	16	16	2	0	33/34	0	0	0	11/29	0	270

RUSHING

	NO	YDS	AVG	LG	TD
Brown, Jim	305	1,408*	4.6	38	8
Mitchell, Bobby	101	548	5.4	56t	5
Watkins, Tom	43	209	4.9	21	0
Plum, Milt	24	-17	-0.7	14	1
Franklin, Bobby	1	12	12.0	12t	1
Powell, Preston	1	5	5.0	5	0
Dawson, Len	1	-10	-10.0	-10	0
Kreitling, Rich	0	4	0.0	4	0
McCormack, Mike	0	4	0.0	4	0
Browns	476	2,163	4.5	56t	15
Opponents	411	1,605	3.9	47	16

RECEIVING

	NO	YDS	AVG	LG	TD
Renfro, Ray	48	834	17.4	57	6
Brown, Jim	46	459	10.0	77t	2
Mitchell, Bobby	32	368	11.5	52t	3
Kreitling, Rich	21	229	10.9	19	3
Nagler, Gern	19	241	12.7	21t	1
Clarke, Leon	11	211	19.2	41t	2
Watkins, Tom	4	66	16.5	35	1
Ferguson, Charles	2	68	34.0	60t	1
Crespino, Bob	2	62	31.0	49	1
Browns	185	2,538	13.7	77t	20
Opponents	200	2,831	14.2	88t	16

INTERCEPTIONS

	NO	YDS	AVG	LG	TD
Parrish, Bernie	7	40	5.7	15	0
Shofner, Jim	5	8	1.6	5	0
Fleming, Don	3	62	20.7	41	0
Franklin, Bobby	2	20	10.0	20	0
Michaels, Walt	2	17	8.5	15	0
Fiss, Galen	1	13	13.0	13	0
Browns	20	160	8.0	41	0
Opponents	13	302	23.2	50	1

PUNTING

	NO	YDS	AVG	IN20	TB	LG	BLK
Baker, Sam	53	2,296	43.3	0	5	62	0
Browns	53	2,296	43.3	0	5	62	0
Opponents	54	2,314	42.9	0	5	68	0

PUNT RETURNS

	NO	FC	YDS	AVG	LG	TD
Mitchell, Bobby	14	2	164	11.7	64t	1
Shofner, Jim	14	6	119	8.5	21	0
Browns	28	8	283	10.1	64t	1
Opponents	27	9	213	7.9	47	0

KICKOFF RETURNS

	NO	YDS	AVG	LG	TD
Mitchell, Bobby	16	428	26.8	91t	1
Powell, Preston	16	321	20.1	36	0
Watkins, Tom	9	226	25.1	47	0
Baker, Sam	3	57	19.0	25	0
Brown, Jim	2	50	25.0	26	0
Stephens, Larry	1	15	15.0	15	0
Fichtner, Ross	1	11	11.0	11	0
Linden, Errol	1	5	5.0	5	0
Brewer, Johnny	1	2	2.0	2	0
Browns	50	1,115	22.3	91t	1
Opponents	56	1,465	26.2	105t	1

STAFF

PLAYERS

2021 SEASON

HISTORY

RECORDS

GAME DAY

1962 (7-6-1)

COACH: Paul Brown

1962 USUAL STARTING LINEUPS

OFFENSE

WR 88	Rich Kretling
LT 77	Dick Schafrath
LG 64	Jim Ray Smith
C 56	John Morrow
RG 60	John Wooten
66	Gene Hickerson
RT 74	Mike McCormack
TE 83	J. Brewer, 81 L. Clarke
WR 26	Ray Renfro
QB 13	F. Ryan, 15 J. Ninowski
RB 49	T. Wilson, 36 C. Scales
RB 32	Jim Brown

DEFENSE

LDE 84	Paul Wiggin
LDT 79	Bob Gain
RDT 72	Floyd Peters
RDE 80	Bill Glass
LLB 35	Galen Fiss
MLB 50	Vince Costello
LCB 52	Mike Lucci
RCB 30	Bernie Parrish
RCB 44	Jim Shofner
LS 20	Ross Fichtner
RS 24	Bobby Franklin
46	Don Fleming

RADIO ANNOUNCERS:

Gib Shanley, Ray Tannehill (WERE 1300 AM)

TELEVISION ANNOUNCERS:

Ken Coleman, Cliff Lewis (WJW-Channel 8)

DATE	RESULT	OPPONENT	ATT
9/16	W, 17-7	New York Giants	81,115
9/23	L, 16-17	Washington Redskins	57,491
9/30	L, 7-35	at Philadelphia Eagles	60,671
10/7	W, 19-10	Dallas Cowboys	44,040
10/14	L, 14-36	Baltimore Colts	80,132
10/21	W, 34-7	at St. Louis Cardinals	23,256
10/28	W, 41-14	at Pittsburgh Steelers	35,417
11/4	T, 14-14	Philadelphia Eagles	63,848
11/11	L, 9-17	at Washington Redskins	48,169
11/18	W, 38-14	St. Louis Cardinals	41,815
11/25	W, 35-14	Pittsburgh Steelers	53,601
12/2	L, 21-45	at Dallas Cowboys	24,226
12/9	L, 13-17	at New York Giants	62,794
12/15	W, 13-10	at San Francisco 49ers	35,274

TEAM STATISTICS	BROWNS	OPPONENT
Total First Downs	252	263
Rushing	105	122
Passing	133	125
Penalty	14	16
Total Net Yards	4,306	3,924
Avg. Per Game	307.6	280.3
Total Plays	784	807
Avg. Per Play	5.5	4.9
Net Yards Rushing	1,772	1,940
Avg. Per Game	126.6	138.6
Total Rushes	414	466
Net Yards Passing	2,534	1,984
Avg. Per Game	181.0	141.7
Sacked/Yards Lost	0/213	0/293
Gross Yards	2,747	2,277
Attempts/Completions	370/200	341/189
Completion Pct.	54.1%	55.4%
Had Intercepted	16	24
Punts/Avg.	45/42.8	56/40.6
Net Punting Avg.	45/40.1	56/38.6
Penalties/Yards Lost	56/600	53/547
Fumbles/Ball Lost	24/17	23/13
Touchdowns	36	34
Rushing	18	17
Passing	17	15
Returns	1	2

SCORE BY PERIODS	1ST	2ND	3RD	4TH	OT	TOT
Browns	50	79	60	102	0	291
Opponents	44	54	80	79	0	257

SCORING	RU	PA	ST	DF	PAT	2RU	2PA	FG	SAF	TP
Brown, Jim	13	5	0	0	0/0	0	0	0/0	0	108
Groza, Lou	0	0	0	0	33/35	0	0	0	14/31	0 75
Renfro, Ray	0	4	0	0	0/0	0	0	0/0	0	0 24
Kretling, Rich	0	3	0	0	0/0	0	0	0/0	0	0 18
Scales, C.	3	0	0	0	0/0	0	0	0/0	0	0 18
Collins, Gary	0	2	0	0	0/0	0	0	0/0	0	0 12
Brewer, Johnny	0	2	0	0	0/0	0	0	0/0	0	0 12
Costello, Vince	0	0	0	1	0/0	0	0	0/0	0	0 6
Wilson, Tom	1	0	0	0	0/0	0	0	0/0	0	0 6
Green, Ernie	0	1	0	0	0/0	0	0	0/0	0	0 6
Ryan, Frank	1	0	0	0	0/0	0	0	0/0	0	0 6
Team, Stat	0	0	0	0	0/1	0	0	0/0	0	0 0
Browns	18	17	0	1	33/36	0	0	0	14/31	0 291
Opponents	17	15	2	0	32/34	0	0	0	7/14	0 257

RUSHING	NO	YDS	AVG	LG	TD
Brown, Jim	230	996	4.3	31	13
Scales, Charley	56	239	4.3	27	3
Wilson, Tom	46	141	3.1	17	1
Ryan, Frank	42	242	5.8	39	1
Green, Ernie	31	139	4.5	45	0
Ninowski, Jim	9	15	1.7	7	0
Browns	414	1,772	4.3	45	18
Opponents	466	1,940	4.2	27	17

RECEIVING	NO	YDS	AVG	LG	TD
Brown, Jim	47	517	11.0	53t	5
Kretling, Rich	44	659	15.0	53	3
Renfro, Ray	31	638	20.6	65t	4
Brewer, Johnny	22	290	13.2	37	2
Green, Ernie	17	194	11.4	65	1
Collins, Gary	11	153	13.9	29	2
Clarke, Leon	10	106	10.6	22	0
Wilson, Tom	8	110	13.8	42	0
Scales, Charley	8	67	8.4	22	0
Crespino, Bob	2	13	6.5	9	0
Browns	200	2,747	13.7	65t	17
Opponents	189	2,277	12.0	50t	15

INTERCEPTIONS	NO	YDS	AVG	LG	TD
Fichtner, Ross	7	76	10.9	31	0
Shofner, Jim	4	86	21.5	35	0
Fiss, Galen	4	81	20.3	40	0
Costello, Vince	3	40	13.3	22	0
Parrish, Bernie	2	37	18.5	37	0
Fleming, Don	2	13	6.5	13	0
Franklin, Bobby	1	10	10.0	10	0
Peters, Floyd	1	9	9.0	9	0
Browns	24	352	14.7	40	0
Opponents	16	161	10.1	39	0

PUNTING	NO	YDS	AVG	IN20	TB	LG	BLK
Collins, Gary	45	1,926	42.8	0	4	64	0
Browns	45	1,926	42.8	0	4	64	0
Opponents	56	2,271	40.6	0	5	78	0

PUNT RETURNS	NO	FC	YDS	AVG	LG	TD
Cassady, Howard	7	3	47	6.7	13	0
Shofner, Jim	8	11	33	4.1	9	0
Green, Ernie	5	4	31	6.2	10	0
Browns	20	18	111	5.6	13	0
Opponents	15	16	121	8.1	38	0

KICKOFF RETURNS	NO	YDS	AVG	LG	TD
Green, Ernie	13	250	19.2	41	0
Wilson, Tom	11	307	27.9	46	0
Cassady, Howard	10	233	23.3	33	0
Scales, Charley	9	154	17.1	22	0
Tidmore, Sam	2	39	19.5	31	0
Collins, Gary	1	0	0.0	0	0
Browns	46	983	21.4	46	0
Opponents	49	1,098	22.4	66	0

PASSING	ATT	CMP	YDS	PCT	AVIAT	TD	TD%	INT	INT%	LG	TKLD	RATNG
Ryan, Frank	194	112	1,541	57.7	7.94	10	5.2	7	3.6	65t	0/156	85.4
Ninowski, Jim	173	87	1,178	50.3	6.81	7	4.0	8	4.6	53t	0/57	66.6
Brown, Jim	2	1	28	50.0	14.00	0	0.0	0	0.0	28	0/0	95.8
Scales, Charley	1	0	0	0.0	0.00	0	0.0	1	100.0	0	0/0	0.0
Browns	370	200	2,747	54.1	7.42	17	4.6	16	4.3	65t	0/213	75.4
Opponents	341	189	2,277	55.4	6.68	15	4.4	24	7.0	50t	0/293	61.4

1963 (10-4)

COACH: Blanton Collier

1963 USUAL STARTING LINEUPS

OFFENSE

WR 88	Rich Kreitling	DEFENSE	
LT 77	Dick Schafrath	LDE 84	Paul Wiggins
LG 60	John Wooten	LDT 79	Bob Gain
C 56	John Morrow	RDT 78	Frank Parrish
RG 66	Gene Hickerson	RDE 80	Bill Glass
RT 70	John Brown	LLB 82	Jim Houston
TE 83	Johnny Brewer	MLB 50	Vince Costello
WR 86	Gary Collins	RLB 35	Galen Fiss
QB 13	Frank Ryan	LCB 30	Bernie Parrish
RB 48	Ernie Green	RCB 44	Jim Shofner
34	Ken Webb	LS 23	Larry Benz
RB 32	Jim Brown	RS 20	Ross Fichtner

RADIO ANNOUNCERS:

Gib Shanley, Jim Graner (WERE 1300 AM)

TELEVISION ANNOUNCERS:

Ken Coleman, Warren Lehr (WJW-Channel 8)

DATE	RESULT	OPPONENT	ATT
9/15	W, 37-14	Washington Redskins	57,618
9/22	W, 41-24	at Dallas Cowboys	28,710
9/29	W, 20-6	Los Angeles Rams	54,713
10/5	W, 35-23	Pittsburgh Steelers	84,684
10/13	W, 35-24	at New York Giants	62,956
10/20	W, 37-7	Philadelphia Eagles	75,174
10/27	L, 6-33	New York Giants	84,213
11/3	W, 23-17	at Philadelphia Eagles	60,671
11/10	L, 7-9	at Pittsburgh Steelers	54,497
11/17	L, 14-20	St. Louis Cardinals	75,932
11/24	W, 27-17	Dallas Cowboys	55,096
12/1	W, 24-10	at St. Louis Cardinals	32,531
12/8	L, 10-38	at Detroit Lions	51,382
12/15	W, 27-20	at Washington Redskins	40,865

PLAYOFF BOWL

1/5	L, 23-40	G.B. Packers (at Miami)	54,921
-----	----------	-------------------------	--------

TEAM STATISTICS	BROWNS	OPPONENT
Total First Downs	252	242
Rushing	135	99
Passing	100	129
Penalty	17	14
Total Net Yards	4,856	4,126
Avg. Per Game	346.9	294.7
Total Plays	807	860
Avg. Per Play	6.0	4.8
Net Yards Rushing	2,639	1,651
Avg. Per Game	188.5	117.9
Total Rushes	460	423
Net Yards Passing	2,217	2,475
Avg. Per Game	158.4	176.8
Sacked/Yards Lost	25/232	29/243
Gross Yards	2,449	2,718
Attempts/Completions	322/164	408/208
Completion Pct.	50.9%	51.0%
Had Intercepted	20	22
Punts/Avg.	54/40.0	57/43.7
Net Punting Avg.	54/36.0	57/38.7
Penalties/Yards Lost	52/609	63/592
Fumbles/Ball Lost	25/17	13/10
Touchdowns	43	30
Rushing	15	10
Passing	27	16
Returns	1	4

SCORE BY PERIODS	1ST	2ND	3RD	4TH	OT	TOT
Browns	85	112	40	106	0	343
Opponents	60	91	60	51	0	262

PASSING	ATT	CMP	YDS	PCT	AVIAT	TD	TD%	INT	INT%	LG	TKLD	RATING
Ryan, Frank	256	135	2,038	52.7	7.96	25	9.8	13	5.1	83t	20/179	90.6
Ninowski, Jim	61	29	423	47.5	6.93	2	3.3	6	9.8	70	4/45	41.9
Brown, Jim	4	0	0	0.0	0.00	0	0.0	0	0.0	0	1/8	39.6
Groza, Lou	1	0	0	0.0	0.00	0	0.0	1	100.0	0	0/0	0.0
Browns	322	164	2,461	50.9	7.64	27	8.4	20	6.2	83t	25/232	78.4
Opponents	408	208	2,718	51.0	6.66	16	3.9	22	5.4	99t	29/243	62.9

* Led NFL

SCORING	RU	PA	ST	DF	PAT	2RU	2PA	FG	SAF	TP
Brown, Jim	12	3	0	0	0/0	0	0	0/0	0	90
Groza, Lou	0	0	0	0	40/43	0	0	15/23	0	85
Collins, Gary	0	13	0	0	0/0	0	0	0/0	0	78
Kreitling, Rich	0	6	0	0	0/0	0	0	0/0	0	36
Green, Ernie	0	3	0	0	0/0	0	0	0/0	0	18
Ryan, Frank	2	0	0	0	0/0	0	0	0/0	0	12
Crespino, Bob	0	1	0	0	0/0	0	0	0/0	0	6
Scales, C.	1	0	0	0	0/0	0	0	0/0	0	6
Renfro, Ray	0	1	0	0	0/0	0	0	0/0	0	6
Fichtner, Ross	0	0	0	1	0/0	0	0	0/0	0	6
Browns	15	27	0	1	40/43	0	0	15/23	0	343
Opponents	10	16	4	0	29/30	0	0	17/35	1	262

RUSHING	NO	YDS	AVG	LG	TD
Brown, Jim	291	1,863*	6.4	80t	12*
Green, Ernie	87	526	6.0	73	0
Ryan, Frank	62	224	3.6	25	2
Webb, Ken	12	58	4.8	19	0
Ninowski, Jim	5	-19	-3.8	2	0
Scales, Charley	2	-3	-1.5	2t	1
Franklin, Bobby	1	-10	-10.0	-10	0
Browns	460	2,639	5.7	80t	15
Opponents	423	1,651	3.9	32	10

RECEIVING	NO	YDS	AVG	LG	TD
Collins, Gary	43	674	15.7	49t	13
Brewer, Johnny	29	454	15.7	55	0
Green, Ernie	28	305	10.9	35	3
Brown, Jim	24	268	11.2	83t	3
Kreitling, Rich	22	386	17.5	45	6
Hutchinson, Tom	9	244	27.1	70	0
Renfro, Ray	4	82	20.5	39t	1
Crespino, Bob	2	22	11.0	18	1
Webb, Ken	2	2	1.0	5	0
Scales, Charley	1	13	13.0	13	0
Ryan, Frank	0	-1	0.0	-1	0
Browns	164	2,449	14.9	83t	27
Opponents	208	2,718	13.1	99t	16

INTERCEPTIONS	NO	YDS	AVG	LG	TD
Costello, Vince	7	118	16.9	31	0
Benz, Larry	7	114	16.3	38	0
Fichtner, Ross	2	75	37.5	39	1
Franklin, Bobby	2	26	13.0	14	0
Fiss, Galen	2	8	4.0	6	0
Wiggins, Paul	1	2	2.0	2	0
Houston, Jim	1	0	0.0	0	0
Browns	22	343	15.6	39	1
Opponents	20	317	15.9	55	1

PUNTING	NO	YDS	AVG	IN20	TB	LG	BLK
Collins, Gary	54	2,160	40.0	0	4	73	0
Browns	54	2,160	40.0	0	4	73	0
Opponents	57	2,492	43.7	0	3	69	0

PUNT RETURNS	NO	FC	YDS	AVG	LG	TD
Shorter, Jim	7	2	134	19.1	52	0
Green, Ernie	6	11	79	13.2	55	0
Shofner, Jim	9	2	41	4.6	15	0
Parrish, Bernie	3	1	31	10.3	21	0
Browns	25	16	285	11.4	55	0
Opponents	22	16	216	9.8	29	0

KICKOFF RETURNS	NO	YDS	AVG	LG	TD
Green, Ernie	18	394	21.9	34	0
Scales, Charley	16	432	27.0	50	0
Shorter, Jim	9	219	24.3	49	0
Franklin, Bobby	2	33	16.5	19	0
Webb, Ken	1	12	12.0	12	0
Tidmore, Sam	1	5	5.0	5	0
Morrow, John	1	4	4.0	4	0
Shofner, Jim	1	0	0.0	0	0
Benz, Larry	1	0	0.0	0	0
Browns	50	1,099	22.0	50	0
Opponents	58	1,424	24.6	92t	1

1964 (10-3-1)

STAFF

COACH: Blanton Collier

1964 USUAL STARTING LINEUPS

OFFENSE

WR	42	Paul Warfield
LT	77	Dick Schafrath
LG	60	John Wooten
C	56	John Morrow
RG	66	Gene Hickerson
RT	73	Monte Clark
TE	83	Johnny Brewer
	87	Tom Hutchinson
WR	86	Gary Collins
QB	13	Frank Ryan
RB	48	Ernie Green
RB	32	Jim Brown

DEFENSE

LDE	84	Paul Wiggins
LDT	74	Dick Modzelewski
RDT	69	Jim Kanicki
RDE	80	Bill Glass
LLB	82	Jim Houston
MLB	50	Vince Costello
RLB	35	Galen Fiss
LCB	30	Bernie Parrish
RCB	49	Walter Beach
LS	23	Larry Benz
RS	24	Bobby Franklin
	20	Ross Fichtner

RADIO ANNOUNCERS:

Gib Shanley, Jim Graner (WERE 1300 AM)

TELEVISION ANNOUNCERS:

Ken Coleman, Warren Lahr (WJW-Channel 8)

PLAYERS

DATE	RESULT	OPPONENT	ATT
9/13	W, 27-13	at Washington Redskins	47,577
9/20	T, 33-33	St. Louis Cardinals	76,954
9/27	W, 28-20	at Philadelphia Eagles	60,671
10/4	W, 27-6	Dallas Cowboys	72,062
10/10	L, 7-23	Pittsburgh Steelers	80,530
10/18	W, 20-16	at Dallas Cowboys	37,456
10/25	W, 42-20	New York Giants	81,050
11/1	W, 30-17	at Pittsburgh Steelers	49,568
11/8	W, 34-24	Washington Redskins	76,385
11/15	W, 37-21	Detroit Lions	83,064
11/22	L, 21-28	at Green Bay Packers	48,065
11/29	W, 38-24	Philadelphia Eagles	79,289
12/6	L, 19-28	at St. Louis Cardinals	31,585
12/12	W, 52-20	at New York Giants	63,007
NFL CHAMPIONSHIP			
12/27	W, 27-0	Baltimore Colts	79,544

TEAM STATISTICS	BROWNS	OPPONENT
Total First Downs	255	275
Rushing	119	119
Passing	118	137
Penalty	18	19
Total Net Yards	4,486	4,722
Avg. Per Game	320.4	337.3
Total Plays	807	894
Avg. Per Play	5.6	5.3
Net Yards Rushing	2,163	2,012
Avg. Per Game	154.5	143.7
Total Rushes	435	465
Net Yards Passing	2,323	2,710
Avg. Per Game	165.9	193.6
Sacked/Yards Lost	28/219	28/222
Gross Yards	2,542	2,932
Attempts/Completions	344/181	401/230
Completion Pct.	52.6%	57.4%
Had Intercepted	19	19
Punts/Avg.	49/41.9	57/39.7
Net Punting Avg.	49/38.1	57/34.4
Penalties/Yards Lost	60/611	64/643
Fumbles/Ball Lost	15/7	30/21
Touchdowns	50	36
Rushing	14	18
Passing	28	18
Returns	8	0

SCORE BY PERIODS	1ST	2ND	3RD	4TH	OT	TOT
Browns	61	123	107	124	0	415
Opponents	57	85	69	82	0	293

2021 SEASON

HISTORY

RECORDS

GAME DAY

SCORING	RU	PA	ST	DF	PAT	2RU	2PA	FG	SAF	TP
Groza, Lou	0	0	0	0	49/50	0	0	22/33	0	115
Green, Ernie	6	4	0	0	0/0	0	0	0/0	0	60
Brown, Jim	7	2	0	0	0/0	0	0	0/0	0	54
Warfield, Paul	0	9	0	0	0/0	0	0	0/0	0	54
Collins, Gary	0	8	0	0	0/0	0	0	0/0	0	48
Brewer, Johnny	0	3	0	0	0/0	0	0	0/0	0	18
Roberts, Walter	0	1	0	0	0/0	0	0	0/0	0	6
Parrish, Bernie	0	0	0	1	0/0	0	0	0/0	0	6
Scales, Charley	0	0	1	0	0/0	0	0	0/0	0	6
Kelly, Leroy	0	0	1	0	0/0	0	0	0/0	0	6
Ryan, Frank	1	0	0	0	0/0	0	0	0/0	0	6
Williams, Sidney	0	0	1	0	0/0	0	0	0/0	0	6
Shoals, Roger	0	0	1	0	0/0	0	0	0/0	0	6
Houston, Jim	0	0	0	1	0/0	0	0	0/0	0	6
Wiggins, Paul	0	0	0	1	0/0	0	0	0/0	0	6
McNeil, Clifton	0	1	0	0	0/0	0	0	0/0	0	6
Beach, Walter	0	0	0	1	0/0	0	0	0/0	0	6
Browns	14	28	4	4	49/50	0	0	22/33	0	415
Opponents	18	18	0	0	32/35	0	0	15/23	0	293

RUSHING	NO	YDS	AVG	LG	TD
Brown, Jim	280	1,446*	5.2	71	7
Green, Ernie	109	491	4.5	37	6
Ryan, Frank	37	217	5.9	19	1
Kelly, Leroy	6	12	2.0	5	0
Scales, Charley	2	5	2.5	3	0
Ninowski, Jim	1	-8	-8.0	-8	0
Browns	435	2,163	5.0	71	14
Opponents	465	2,012	4.3	45	18

RECEIVING	NO	YDS	AVG	LG	TD
Warfield, Paul	52	920	17.7	62	9
Brown, Jim	36	340	9.4	40	2
Collins, Gary	35	544	15.5	43	8
Brewer, Johnny	25	338	13.5	41	3
Green, Ernie	25	283	11.3	32	4
McNeil, Clifton	4	69	17.3	28	1
Hutchinson, Tom	3	24	8.0	12	0
Roberts, Walter	1	24	24.0	24	1
Browns	181	2,542	14.0	62	28
Opponents	230	2,932	12.7	92	18

INTERCEPTIONS	NO	YDS	AVG	LG	TD
Parrish, Bernie	4	98	24.5	54	1
Beach, Walter	4	81	20.3	65	1
Benz, Larry	4	67	16.8	45	0
Houston, Jim	2	86	43.0	44	1
Fichtner, Ross	2	67	33.5	64	0
Costello, Vince	2	21	10.5	20	0
Fiss, Galen	1	24	24.0	24	0
Browns	19	444	23.4	65	3
Opponents	19	154	8.1	27	0

PUNTING	NO	YDS	AVG	IN20	TB	LG	BLK
Collins, Gary	48	2,016	42.0	0	5	58	0
Franklin, Bobby	1	36	36.0	0	0	36	0
Browns	49	2,052	41.9	0	5	58	0
Opponents	57	2,265	39.7	0	5	60	1

PUNT RETURNS	NO	FC	YDS	AVG	LG	TD
Kelly, Leroy	9	7	171	19.0	68	1
Roberts, Walter	10	6	132	13.2	40	0
Williams, Sidney	1	0	0	0.0	0	0
Browns	20	13	303	15.1	68	1
Opponents	20	8	183	9.1	53	0

KICKOFF RETURNS	NO	YDS	AVG	LG	TD
Roberts, Walter	24	661	27.5	60	0
Kelly, Leroy	24	582	24.3	45	0
Scales, Charley	5	75	15.0	24	0
Warfield, Paul	1	4	4.0	4	0
Franklin, Bobby	1	1	1.0	1	0
Clark, Monte	1	0	0.0	0	0
Williams, Sidney	1	0	0.0	0	0
Browns	57	1,323	23.2	60	0
Opponents	75	1,517	20.2	49	0

PASSING	ATT	CMP	YDS	PCT	AV/AT	TD	TD%	INT	INT%	LG	TKLD	RATING
Ryan, Frank	334	174	2,404	52.1	7.20	25*	7.5	19	5.7	62t	27/207	76.7
Ninowski, Jim	9	6	125	66.7	13.89	2	22.2	0	0.0	41	1/12	149.3
Brown, Jim	1	1	13	100.0	13.00	1	100.0	0	0.0	13t	0/0	158.3
Browns	344	181	2,542	52.6	7.39	28	8.1	19	5.5	62t	28/219	80.8
Opponents	401	230	2,932	57.4	7.31	18	4.5	19	4.7	92t	28/222	75.6

* Led NFL

1965 (11-3)

COACH: Blanton Collier

1965 USUAL STARTING LINEUPS

OFFENSE

		DEFENSE	
WR	27 Walter Roberts	LDE	84 Paul Wiggin
	85 Clifton McNeil	LDT	74 Dick Modzelewski
LT	77 Dick Schafraht	RDT	69 Jim Kanicki
LG	60 John Wooten	RDE	80 Bill Glass
C	56 John Morrow	LLB	82 J. Houston, 35 G. Fiss
RG	66 Gene Hickerson	MLB	50 Vince Costello
RT	73 Monte Clark	RLB	67 S. Williams, 35 G. Fiss
TE	83 Johnny Brewer	LCB	30 Bernie Parrish
WR	86 Gary Collins	RCB	49 W. Beach, 40 E. Barnes
QB	13 Frank Ryan	LS	20 Ross Fichtner
RB	48 Ernie Green	RS	23 Larry Benz
RB	32 Jim Brown		

RADIO ANNOUNCERS:

Gib Shanley, Jim Graner (WERE 1300 AM)

TELEVISION ANNOUNCERS:

Ken Coleman, Warren Lahr (WJW-Channel 8)

DATE	RESULT	OPPONENT	ATT
9/19	W, 17-7	at Washington Redskins	48,208
9/26	L, 13-49	St. Louis Cardinals	80,161
10/3	W, 35-17	at Philadelphia Eagles	60,759
10/9	W, 24-19	Pittsburgh Steelers	80,187
10/17	W, 23-17	Dallas Cowboys	80,432
10/24	W, 38-14	at New York Giants	62,864
10/31	L, 17-27	Minnesota Vikings	83,505
11/7	W, 38-34	Philadelphia Eagles	72,807
11/14	W, 34-21	New York Giants	82,426
11/21	W, 24-17	at Dallas Cowboys	76,251
11/28	W, 42-21	at Pittsburgh Steelers	42,757
12/5	W, 24-16	Washington Redskins	77,765
12/12	L, 7-42	at Los Angeles Rams	49,048
12/19	W, 27-24	at St. Louis Cardinals	29,348

NFL CHAMPIONSHIP

1/2	L, 12-23	at Green Bay Packers	50,852
-----	----------	----------------------	--------

TEAM STATISTICS

	BROWNS	OPPONENT
Total First Downs	257	265
Rushing	133	104
Passing	97	135
Penalty	27	26
Total Net Yards	4,398	4,712
Avg. Per Game	314.1	336.6
Total Plays	836	869
Avg. Per Play	5.3	5.4
Net Yards Rushing	2,331	1,866
Avg. Per Game	166.5	133.3
Total Rushes	476	412
Net Yards Passing	2,067	2,846
Avg. Per Game	147.6	203.3
Sacked/Yards Lost	31/272	38/307
Gross Yards	2,339	3,153
Attempts/Completions	329/160	419/204
Completion Pct.	48.6%	48.7%
Had Intercepted	16	24
Punts/Avg.	69/45.7	69/41.1
Net Punting Avg.	69/41.9	69/34.9
Penalties/Yards Lost	84/976	62/586
Fumbles/Ball Lost	20/9	14/9
Touchdowns	45	43
Rushing	19	11
Passing	23	31
Returns	3	1

SCORE BY PERIODS

	1ST	2ND	3RD	4TH	OT	TOT
Browns	60	114	85	104	0	363
Opponents	55	112	68	90	0	325

SCORING

	RU	PA	ST	DF	PAT	2RU	2PA	FG	SAF	TP
Brown, Jim	17	4	0	0	0/0	0	0	0/0	0	126

PASSING

	ATT	CMP	YDS	PCT	AVIAT
Ryan, Frank	243	119	1,751	49.0	7.21
Ninowski, Jim	83	40	549	48.2	6.61
Brown, Jim	2	1	39	50.0	19.50
Groza, Lou	1	0	0	0.0	0.00
Browns	329	160	2,339	48.6	7.11
Opponents	419	204	3,153	48.7	7.53

Groza, Lou	0	0	0	0	45/45	0	0	16/25	0	93
Collins, Gary	0	10	0	0	0/0	0	0	0/0	0	60
Green, Ernie	2	2	0	0	0/0	0	0	0/0	0	24
Roberts, W.	0	4	0	0	0/0	0	0	0/0	0	24
Hutchinson, T.	0	2	0	0	0/0	0	0	0/0	0	12
Kelly, Leroy	0	0	2	0	0/0	0	0	0/0	0	12
Brewer, J.	0	1	0	0	0/0	0	0	0/0	0	6
Fichtner, Ross	0	0	0	1	0/0	0	0	0/0	0	6
Browns	19	23	2	1	45/45	0	0	16/25	0	363
Opponents	11	31	1	0	40/42	0	0	9/18	0	325

RUSHING

	NO	YDS	AVG	LG	TD
Brown, Jim	289	1,544*	5.3	67	17
Green, Ernie	111	436	3.9	41	2
Kelly, Leroy	37	139	3.8	16	0
Ryan, Frank	19	72	3.8	18	0
Scales, Charley	11	59	5.4	20	0
Ninowski, Jim	4	46	11.5	17	0
Roberts, Walter	3	30	10.0	14	0
Collins, Gary	1	16	16.0	16	0
Franklin, Bobby	1	-11	-11.0	-11	0
Browns	476	2,331	4.9	67	19
Opponents	412	1,866	4.5	54	11

RECEIVING

	NO	YDS	AVG	LG	TD
Collins, Gary	50	884	17.7	67	10
Brown, Jim	34	328	9.6	32	4
Green, Ernie	25	298	11.9	69	2
Roberts, Walter	16	314	19.6	80	4
Brewer, Johnny	13	174	13.4	25	1
Kelly, Leroy	9	122	13.6	52	0
Hutchinson, Tom	6	113	18.8	24	2
McNeil, Clifton	3	69	23.0	32	0
Warfield, Paul	3	30	10.0	13	0
Scales, Charley	1	7	7.0	7	0
Browns	160	2,339	14.6	80	23
Opponents	204	3,153	15.5	87	31

INTERCEPTIONS

	NO	YDS	AVG	LG	TD
Benz, Larry	5	78	15.6	31	0
Fichtner, Ross	4	98	24.5	48	1
Parrish, Bernie	4	45	11.3	35	0
Costello, Vince	3	33	11.0	23	0
Houston, Jim	2	32	16.0	28	0
Barnes, Erich	1	35	35.0	35	0
Lindsey, Dale	1	11	11.0	11	0
Sczurek, Stan	1	10	10.0	10	0
Fiss, Galen	1	5	5.0	5	0
Glass, Bill	1	0	0.0	0	0
Williams, Sidney	1	0	0.0	0	0
Beach, Walter	0	2	0.0	2	0
Browns	24	349	14.5	48	1
Opponents	16	275	17.2	96	1

PUNTING

	NO	YDS	AVG	IN20	TB	LG	BLK
Collins, Gary	65	3,035	46.7*	0	10	71	0
Franklin, Bobby	4	118	29.5	0	0	31	0
Browns	69	3,153	45.7	0	10	71	0
Opponents	69	2,838	41.1	0	4	69	0

PUNT RETURNS

	NO	FC	YDS	AVG	LG	TD
Kelly, Leroy	17	6	265	15.6*	67	2
Roberts, Walter	18	13	162	9.0	51	0
Scales, Charley	1	0	0	0.0	0	0
Browns	36	19	427	11.9	67	2
Opponents	36	7	269	7.5	67	0

KICKOFF RETURNS

	NO	YDS	AVG	LG	TD
Kelly, Leroy	24	621	25.9	51	0
Roberts, Walter	18	493	27.4	88	0
Scales, Charley	4	88	22.0	24	0
Howell, Mike	2	3	1.5	3	0
Hutchinson, Tom	2	0	0.0	0	0
Green, Ernie	1	4	4.0	4	0
Lindsey, Dale	1	0	0.0	0	0
Franklin, Bobby	1	0	0.0	0	0
Browns	53	1,209	22.8	88	0
Opponents	58	1,334	23.0	65	0

* Led NFL

1966 (9-5)

COACH: Blanton Collier

1966 USUAL STARTING LINEUPS

OFFENSE

WR	42	Paul Warfield
LT	77	Dick Schafrath
	73	Monte Clark
LG	60	John Wooten
C	56	John Morrow
	54	Fred Hoaglin
RG	66	Gene Hickerson
RT	73	M. Clark, 70 J. Brown
TE	89	M. Morin, 41 R. Smith
WR	86	Gary Collins
QB	13	Frank Ryan
RB	44	Leroy Kelly
RB	48	Ernie Green

DEFENSE

LDE	84	Paul Wiggin
LDT	71	Walter Johnson
RDT	69	Jim Kanicki
	78	Frank Parker
RDE	80	Bill Glass
LLB	82	Jim Houston
MLB	50	Vince Costello
	51	Dale Lindsey
RLB	83	Johnny Brewer
LCB	40	Erich Barnes
RCB	34	Mike Howell
	49	Walter Beach
LS	20	Ross Fichtner
		Ernie Kellermann
RS	24	Ernie Kellermann
	20	Ross Fichtner

RADIO ANNOUNCERS:

Gib Shanley, Jim Graner (WERE 1300 AM)

TELEVISION ANNOUNCERS:

Frank Gleiber, Warren Lahr (WJW-Channel 8)

DATE	RESULT	OPPONENT	ATT
9/11	W, 38-14	at Washington Redskins	48,643
9/18	L, 20-21	Green Bay Packers	83,943
9/25	L, 28-34	St. Louis Cardinals	74,814
10/2	W, 28-7	at New York Giants	62,916
10/8	W, 41-10	Pittsburgh Steelers	82,687
10/23	W, 30-21	Dallas Cowboys	84,721
10/30	W, 49-17	at Atlanta Falcons	57,235
11/6	L, 6-16	at Pittsburgh Steelers	39,690
11/13	W, 27-7	Philadelphia Eagles	77,968
11/20	W, 14-3	Washington Redskins	78,466
11/24	L, 14-26	at Dallas Cowboys	75,504
12/4	W, 49-40	New York Giants	61,651
12/11	L, 21-33	at Philadelphia Eagles	58,074
12/17	W, 38-10	at St. Louis Cardinals	47,721

TEAM STATISTICS

	BROWNS	OPPONENT
Total First Downs	278	255
Rushing	117	113
Passing	142	124
Penalty	19	18
Total Net Yards	5,071	4,266
Avg. Per Game	362.2	304.7
Total Plays	846	891
Avg. Per Play	6.0	4.8
Net Yards Rushing	2,166	1,894
Avg. Per Game	154.7	135.3
Total Rushes	415	450
Net Yards Passing	2,905	2,372
Avg. Per Game	207.5	169.4
Sacked/Yards Lost	29/237	35/278
Gross Yards	3,142	2,650
Attempts/Completions	402/212	406/221
Completion Pct.	52.7%	54.4%
Had Intercepted	15	30
Punts/Avg.	57/39.0	56/37.7
Net Punting Avg.	57/37.1	56/37.1
Penalties/Yards Lost	69/747	61/563
Fumbles/Ball Lost	17/10	24/19
Touchdowns	54	29
Rushing	18	12
Passing	33	14
Returns	3	3

SCORE BY PERIODS

	1ST	2ND	3RD	4TH	OT	TOT
Browns	87	92	90	134	0	403
Opponents	54	89	49	67	0	259

SCORING

	RU	PA	ST	DF	PAT	2RU	2PA	FG	SAF	TP
Kelly, Leroy	15	1	0	0	0/0	0	0	0/0	0	96

PASSING	ATT	CMP	YDS	PCT	AV/AT	TD	TD%	INT	INT%	LG	TKLD	RATNG
Ryan, Frank	382	200	2,974	52.4	7.79	29*	7.6	14	3.7	54	28/223	88.2
Ninowski, Jim	18	11	175	61.1	9.72	4	22.2	1	5.6	44†	1/14	110.0
Groza, Lou	1	1	7	100.0	7.00	0	0.0	0	0.0	-7	0/0	95.8
Kelly, Leroy	1	0	0	0.0	0.00	0	0.0	0	0.0	0	0/0	39.6
Browns	402	212	3,156	52.7	7.85	33	8.2	15	3.7	54	29/237	90.6
Opponents	406	221	2,650	54.4	6.53	14	3.4	30	7.4	58†	35/278	55.3

Groza, Lou	0	0	0	0	51/52	0	0	9/23	0	78
Collins, Gary	0	12	0	0	0/0	0	0	0/0	0	72
Green, Ernie	3	6	0	0	0/0	0	0	0/0	0	54
Warfield, Paul	0	5	1	0	0/0	0	0	0/0	0	36
Morin, Milt	0	3	0	0	0/0	0	0	0/0	0	18
Smith, Ralph	0	3	0	0	0/0	0	0	0/0	0	18
McNeil, Clifton	0	2	0	0	0/0	0	0	0/0	0	12
Houston, Jim	0	1	0	0	0/1	0	0	0/0	0	7
Glass, Bill	0	0	0	1	0/0	0	0	0/0	0	6
Fichtner, Ross	0	0	0	1	0/0	0	0	0/0	0	6
Team, Stat	0	0	0	0	0/1	0	0	0/0	0	0
Browns	18	33	1	2	52/54	0	0	9/23	0	403
Opponents	12	14	3	0	28/29	0	0	19/28	0	259

RUSHING	NO	YDS	AVG	LG	TD
Kelly, Leroy	209	1,141	5.5	70†	15*
Green, Ernie	144	750	5.2	35	3
Ryan, Frank	36	156	4.3	17	0
Harraway, Charley	7	40	5.7	18	0
Schultz, Randy	7	32	4.6	20	0
Pietrosante, Nick	7	20	2.9	8	0
Ninowski, Jim	3	-11	-3.7	4	0
Collins, Gary	2	38	19.0	36	0
Browns	415	2,166	5.2	70†	18
Opponents	450	1,894	4.2	37	12

RECEIVING	NO	YDS	AVG	LG	TD
Collins, Gary	56	946	16.9	54	12
Green, Ernie	45	445	9.9	31†	6
Warfield, Paul	36	741	20.6	51	5
Kelly, Leroy	32	366	11.4	40	1
Morin, Milt	23	333	14.5	32	3
Smith, Ralph	13	183	14.1	28	3
McNeil, Clifton	2	94	47.0	50†	2
Roberts, Walter	2	19	9.5	10	0
Pietrosante, Nick	1	12	12.0	12	0
Houston, Jim	1	10	10.0	10	1
Costello, Vince	1	-7	-7.0	-7	0
Browns	212	3,142	14.8	54	33
Opponents	221	2,650	12.0	58†	14

INTERCEPTIONS	NO	YDS	AVG	LG	TD
Fichtner, Ross	8	152	19.0	58	1
Howell, Mike	8	62	7.8	29	0
Barnes, Erich	4	128	32.0	54	0
Kellermann, Ernie	3	23	7.7	12	0
Houston, Jim	2	27	13.5	21	0
Parrish, Bernie	1	16	16.0	16	0
Wiggin, Paul	1	0	0.0	0	0
Brewer, Johnny	1	0	0.0	0	0
Costello, Vince	1	0	0.0	0	0
Beach, Walter	1	0	0.0	0	0
Browns	30	408	13.6	58	1
Opponents	15	68	4.5	27	0

PUNTING	NO	YDS	AVG	IN20	TB	LG	BLK
Collins, Gary	57	2,223	39.0	0	6	60	0
Browns	57	2,223	39.0	0	6	60	0
Opponents	56	2,224	39.7	0	2	56	0

PUNT RETURNS	NO	FC	YDS	AVG	LG	TD
Kelly, Leroy	13	6	104	8.0	52	0
Roberts, Walter	11	13	42	3.8	30	0
Green, Ernie	0	2	0	0.0	0	0
Browns	24	21	146	6.1	52	0
Opponents	23	15	111	4.8	38	0

KICKOFF RETURNS	NO	YDS	AVG	LG	TD
Roberts, Walter	20	454	22.7	57	0
Kelly, Leroy	19	403	21.2	49	0
Harraway, Charley	9	193	21.4	33	0
Schultz, Randy	3	52	17.3	23	0
Pietrosante, Nick	2	9	4.5	8	0
Smith, Ralph	1	0	0.0	0	0
Browns	54	1,111	20.6	57	0
Opponents	68	1,501	22.1	94†	2

FIELD GOALS	1-19	20-29	30-39	40-49	50+	TOT
Groza, Lou	0/1	2/6	4/8	3/8	0/0	9/23
Browns	0/1	2/6	4/8	3/8	0/0	9/23
Opponents	7/7	5/8	5/8	2/4	0/1	19/28

* Led NFL

1967 (9-5)

COACH: Blanton Collier

1967 USUAL STARTING LINEUPS

OFFENSE

		DEFENSE	
WR	42 Paul Warfield	LDE	84 P. Wiggins, 80 B. Glass
LT	77 Dick Schafrath	LDT	71 Walter Johnson
LG	60 John Wooten		69 Jim Kanicki
C	54 Fred Hoaglin	RDT	69 Jim Kanicki
RG	66 Gene Hickerson		71 Walter Johnson
RT	73 Monte Clark	RDE	80 Bill Glass, 84 P. Wiggins
	65 John DeMarie	LB	82 Jim Houston
TE	41 Ralph Smith		56 Bob Matheson
WR	86 Gary Collins	MLB	51 D. Lindsey, 82 J. Houston
	87 Eppie Barney	RLB	83 Johnny Brewer
QB	13 F. Ryan, 15 G. Lane		52 Billy Andrews
RB	44 Leroy Kelly	LCB	40 E. Barnes, 28 B. Davis
RB	48 Ernie Green	RCB	34 M. Howell, 40 E. Barnes
	35 Larry Conjar	LS	24 Ernie Kellermann
			20 Ross Fichtner
			20 Ross Fichtner
			24 Ernie Kellermann

RADIO ANNOUNCERS:

Gib Shanley, Jim Graner (WERE 1300 AM)

TELEVISION ANNOUNCERS:

Frank Gleiber, Warren Lahr (WJW-Channel 8)

DATE	RESULT	OPPONENT	ATT
9/17	L, 14-21	Dallas Cowboys	81,039
9/24	L, 14-31	at Detroit Lions	57,383
10/1	W, 42-7	at New Orleans Saints	77,045
10/7	W, 21-10	Pittsburgh Steelers	82,949
10/15	W, 20-16	St. Louis Cardinals	77,813
10/22	W, 24-0	Chicago Bears	83,183
10/29	L, 34-38	at New York Giants	62,903
11/5	W, 34-14	at Pittsburgh Steelers	47,131
11/12	L, 7-55	at Green Bay Packers	50,074
11/19	W, 14-10	Minnesota Vikings	68,431
11/26	W, 42-37	Washington Redskins	72,798
12/3	W, 24-14	New York Giants	78,594
12/10	W, 20-16	at St. Louis Cardinals	47,782
12/17	L, 24-28	at Philadelphia Eagles	60,658

PLAYOFF

12/24	L, 14-52	at Dallas Cowboys	70,786
-------	----------	-------------------	--------

PLAYOFF BOWL

1/7	L, 6-30	Los Angeles Rams	37,102
-----	---------	------------------	--------

TEAM STATISTICS

	BROWNS	OPPONENT
Total First Downs	238	281
Rushing	119	115
Passing	102	153
Penalty	17	13
Total Net Yards	4,316	4,848
Avg. Per Game	308.3	346.3
Total Plays	821	956
Avg. Per Play	5.3	5.1
Net Yards Rushing	2,139	1,767
Avg. Per Game	152.8	126.2
Total Rushes	444	459
Net Yards Passing	1,942	2,877
Avg. Per Game	138.7	205.5
Sacked/Yards Lost	44/372	44/354
Gross Yards	2,314	3,231
Attempts/Completions	333/160	454/250
Completion Pct.	48.0%	55.1%
Had Intercepted	18	22
Punts/Avg.	67/37.1	62/39.9
Net Punting Avg.	67/36.0	62/34.2
Penalties/Yards Lost	72/773	57/655
Fumbles/Ball Lost	24/17	29/14
Touchdowns	43	37
Rushing	15	15
Passing	22	19
Returns	6	3

SCORE BY PERIODS

	1ST	2ND	3RD	4TH	OT	TOT
Browns	93	83	72	86	0	334
Opponents	55	101	66	75	0	297

SCORING	RU	PA	ST	DF	PAT	2RU	2PA	FG	SAF	TP
Kelly, Leroy	11	2	0	0	0/0	0	0	0/0	0	78
Groza, Lou	0	0	0	0	43/43	0	0	11/23	0	76
Warfield, Paul	0	8	0	0	0/0	0	0	0/0	0	48
Collins, Gary	0	7	0	0	0/0	0	0	0/0	0	42
Green, Ernie	4	2	0	0	0/0	0	0	0/0	0	36
McNeil, Clifton	0	2	0	0	0/0	0	0	0/0	0	12
Houston, Jim	0	0	0	2	0/0	0	0	0/0	0	12
Smith, Ralph	0	1	0	1	0/0	0	0	0/0	0	12
Brewer, J.	0	0	0	1	0/0	0	0	0/0	0	6
Davis, Ben	0	0	1	0	0/0	0	0	0/0	0	6
Ward, Carl	0	0	1	0	0/0	0	0	0/0	0	6
Browns	15	22	2	4	43/43	0	0	11/23	0	334
Opponents	15	19	3	0	36/37	0	0	13/25	0	297

RUSHING	NO	YDS	AVG	LG	TD
Kelly, Leroy	235	1,205*	5.1	42t	11
Green, Ernie	145	710	4.9	59t	4
Ryan, Frank	22	57	2.6	12	0
Conjar, Larry	20	78	3.9	16	0
Pietrosante, Nick	10	73	7.3	31	0
Harraway, Charley	5	-4	-0.8	2	0
Lane, Gary	2	21	10.5	12	0
Warfield, Paul	2	10	5.0	18	0
Shiner, Dick	2	-7	-3.5	-3	0
Collins, Gary	1	6	6.0	6	0
Browns	444	2,149	4.8	59t	15
Opponents	459	1,767	3.8	37	15

RECEIVING	NO	YDS	AVG	LG	TD
Green, Ernie	39	369	9.5	41t	2
Warfield, Paul	32	702	21.9	49t	8
Collins, Gary	32	500	15.6	33	7
Kelly, Leroy	20	282	14.1	48	2
Smith, Ralph	14	211	15.1	49t	1
Morin, Milt	7	90	12.9	21	0
Conjar, Larry	6	68	11.3	27	0
Pietrosante, Nick	6	56	9.3	23	0
McNeil, Clifton	3	33	11.0	23	2
Barney, Eppie	1	3	3.0	3	0
Browns	160	2,314	14.5	49t	22
Opponents	250	3,231	12.9	60t	19

INTERCEPTIONS	NO	YDS	AVG	LG	TD
Fichtner, Ross	4	113	28.3	88	0
Barnes, Erich	4	47	11.8	40	0
Houston, Jim	3	97	32.3	79t	2
Howell, Mike	3	20	6.7	20	0
Brewer, Johnny	2	75	37.5	70t	1
Davis, Ben	1	9	9.0	9	0
Kellermann, Ernie	1	9	9.0	9	0
Lindsey, Dale	1	5	5.0	5	0
Glass, Bill	1	0	0.0	0	0
Matheson, Bob	1	0	0.0	0	0
Ward, Carl	1	0	0.0	0	0
Browns	22	375	17.0	88	3
Opponents	18	290	16.1	42	1

PUNTING	NO	YDS	AVG	IN20	BL	LG	BLK
Collins, Gary	57	2,078	36.5	0	2	52	2
Kelly, Leroy	10	407	40.7	0	0	51	0
Browns	67	2,485	37.1	0	2	52	0
Opponents	62	2,475	39.9	0	2	57	0

PUNT RETURNS	NO	YDS	AVG	LG	TD	
Davis, Ben	18	7	229	12.7*	52t	1
Ward, Carl	6	3	62	10.3	24	0
Kelly, Leroy	9	4	59	6.6	32	0
Harraway, Charley	1	0	7	7.0	7	0
Youngblood, G.	1	0	0	0.0	0	0
Browns	35	14	357	10.2	52t	1
Opponents	29	21	70	2.4	12	0

KICKOFF RETURNS	NO	YDS	AVG	LG	TD
Davis, Ben	27	708	26.2	63	0
Ward, Carl	22	546	24.8	104t	1
Kelly, Leroy	5	131	26.2	32	0
Barney, Eppie	1	11	11.0	11	0
Browns	55	1,396	25.4	104t	1
Opponents	59	1,288	21.8	87t	2

FIELD GOALS

	1-19	20-29	30-39	40-49	50+	TOT
Groza, Lou	2/2	2/5	6/8	1/7	0/1	11/23
Browns	2/2	2/5	6/8	1/7	0/1	11/23
Opponents	2/2	5/6	2/5	4/9	0/3	13/25

PASSING	ATT	CMP	YDS	PCT	AV/AT	TD	TD%	INT	INT%	LG	TKLD	RATING
Ryan, Frank	280	136	2,026	48.6	7.24	20	7.1	16	5.7	49t	38/318	72.7
Lane, Gary	43	21	254	48.8	5.91	2	4.7	1	2.3	23	4/30	73.2
Shiner, Dick	9	3	34	33.3	3.78	0	0.0	1	11.1	21	2/24	6.0
Kelly, Leroy	1	0	0	0.0	0.00	0	0.0	0	0.0	0	0/0	39.6
Browns	333	160	2,314	48.0	6.95	22	6.6	18	5.4	49t	44/372	70.6
Opponents	454	250	3,231	55.1	7.12	19	4.2	22	4.8	60t	44/354	71.4

* Led NFL

1968 (10-4)

STAFF

COACH: Blanton Collier

1968 USUAL STARTING LINEUPS

OFFENSE		DEFENSE	
WR 42	Paul Warfield	LDE 88	Ron Sridow
LT 77	Dick Schafrath	81	Jack Gregory
LG 65	John DeMarie	LDT 71	Walter Johnson
C 54	Fred Hoaglin	RDT 69	Jim Kanick
RG 66	Gene Hickerson	84	Marvin Upshaw
RT 73	Monte Clark	RDE 80	Bill Glass
TE 89	Milt Morin	81	Jack Gregory
WR 87	Eddie Barney	LLB 82	Jim Houston
86	Gary Collins	MLB 56	Bob Matheson
QB 16	B. Nelsen, 13 F. Ryan	RLB 51	Dale Lindsey
RB 44	Leroy Kelly	50	John Garlington
RB 48	Ernie Green	LCB 40	Erich Barnes
31	Charley Harraway	RCB 28	Ben Davis
		LS 24	Ernie Kellermann
		34	Mike Howell
		RS 34	Mike Howell
		24	Ernie Kellermann

RADIO ANNOUNCERS:
Gib Shanley, Jim Graner (WHK 1420 AM)

PLAYERS

2021 SEASON

HISTORY

RECORDS

GAME DAY

DATE	RESULT	OPPONENT	ATT
9/15	W, 24-10	at New Orleans Saints	74,215
9/22	L, 7-28	at Dallas Cowboys	68,733
9/29	L, 6-24	Los Angeles Rams	82,514
10/5	W, 31-24	Pittsburgh Steelers	81,865
10/13	L, 21-27	St. Louis Cardinals	79,349
10/20	W, 30-20	at Baltimore Colts	60,238
10/27	W, 30-7	Atlanta Falcons	67,723
11/3	W, 33-21	at San Francisco 49ers	31,359
11/10	W, 35-17	New Orleans Saints	71,025
11/17	W, 45-24	at Pittsburgh Steelers	41,572
11/24	W, 47-13	Philadelphia Eagles	62,338
12/1	W, 45-10	New York Giants	83,193
12/8	W, 24-21	at Washington Redskins	50,661
12/14	L, 16-27	at St. Louis Cardinals	39,746
		PLAYOFF	
12/21	W, 31-20	Dallas Cowboys	81,497
		NFL CHAMPIONSHIP	
12/29	L, 0-34	Baltimore Colts	80,628

TEAM STATISTICS	BROWNS	OPPONENT
Total First Downs	248	259
Rushing	104	110
Passing	123	130
Penalty	21	19
Total Net Yards	4,861	4,208
Avg. Per Game	347.2	300.6
Total Plays	831	888
Avg. Per Play	5.8	4.7
Net Yards Rushing	2,031	1,842
Avg. Per Game	145.1	131.6
Total Rushes	447	423
Net Yards Passing	2,834	2,248
Avg. Per Game	202.4	160.6
Sacked/Yards Lost	21/181	26/199
Gross Yards	3,015	2,447
Attempts/Completions	363/184	439/213
Completion Pct.	50.7%	48.5%
Had Intercepted	16	32
Punts/Avg.	63/37.3	60/39.9
Net Punting Avg.	63/35.4	60/38.3
Penalties/Yards Lost	74/851	61/620
Fumbles/Ball Lost	23/14	20/14
Touchdowns	49	33
Rushing	20	11
Passing	27	19
Returns	2	3

SCORE BY PERIODS	1ST	2ND	3RD	4TH	OT	TOT
Browns	51	134	97	112	0	394
Opponents	50	84	41	98	0	273

SCORING	RU	PA	ST	DF	PAT	ZRU	ZPA	FG	SAF	TP*
Kelly, Leroy	16	4	0	0	0	0	0	0	0	120*
Cockroft, Don	0	0	0	0	0	0	0	0	18/24	0
Warfield, Paul	0	12	0	0	0	0	0	0	0	72
Morin, Milt	0	5	0	0	0	0	0	0	0	30
Barney, Eddie	1	1	0	0	0	0	0	0	0	12
Green, Ernie	0	2	0	0	0	0	0	0	0	12

PASSING	ATT	CMP	YDS	PCT	AV/AT	TD	TD%	INT	INT%	LG	TKLD	RATING
Nelsen, Bill	293	152	2,366	51.9	8.08	19	6.5	10	3.4	87	11/102	86.4
Ryan, Frank	66	31	627	47.0	9.50	7	10.6	6	9.1	57 ¹	10/79	78.3
Kelly, Leroy	4	1	34	25.0	8.50	1	25.0	0	0.0	34 ¹	0/0	102.1
Browns	363	184	3,025	50.7	8.34	27	7.4	16	4.4	87	21/181	85.5
Opponents	439	213	2,447	48.5	5.57	19	4.3	32	7.3	56	26/199	49.8

* Led NFL.

Morrison, Reece	1	1	0	0	0/0	0	0	0/0	0	12	
Glass, Bill	0	0	0	1	0/0	0	0	0/0	0	6	
Barnes, Erich	0	0	0	1	0/0	0	0	0/0	0	6	
Harraway, Charley	0	1	0	0/0	0	0	0	0/0	0	6	
McDonald, Tommy	0	1	0	0	0/0	0	0	0/0	0	6	
Leigh, Charles	1	0	0	0	0/0	0	0	0/0	0	6	
Nelsen, Bill	1	0	0	0	0/0	0	0	0/0	0	6	
Browns	20	27	0	2	46/48	0	0	0	18/24	0	394
Opponents	11	19	3	0	33/33	0	0	0	14/26	0	273

RUSHING	NO	YDS	AVG	LG	TD
Kelly, Leroy	248	1,239*	5.0	65	16 ¹
Harraway, Charley	91	334	3.7	23	0
Green, Ernie	41	152	3.7	14	0
Leigh, Charles	23	144	6.3	20t	1
Morrison, Reece	18	39	2.2	11	1
Nelsen, Bill	13	30	2.3	18	1
Ryan, Frank	11	64	5.8	19	0
Smith, Ralph	1	13	13.0	13	0
Morin, Milt	1	8	8.0	8	0
Barney, Eddie	0	8	0.0	8t	1
Browns	447	2,031	4.5	65	20
Opponents	423	1,842	4.4	44	11

RECEIVING	NO	YDS	AVG	LG	TD
Warfield, Paul	50	1,067	21.3	65t	12
Morin, Milt	43	792	18.4	87	5
Kelly, Leroy	22	297	13.5	68t	4
Green, Ernie	18	189	10.5	18	1
Harraway, Charley	12	162	13.5	63	1
Collins, Gary	9	230	25.6	39	0
McDonald, Tommy	7	113	16.1	42	1
Leigh, Charles	3	-4	-1.3	4	0
Morrison, Reece	2	40	20.0	29t	1
Smith, Ralph	2	11	5.5	7	0
Browns	184	3,039	16.5	87	27
Opponents	213	2,447	11.5	56	19

INTERCEPTIONS	NO	YDS	AVG	LG	TD
Davis, Ben	8	162	20.3	44	0
Howell, Mike	6	55	9.2	24	0
Kellermann, Ernie	6	29	4.8	12	0
Barnes, Erich	3	64	21.3	40t	1
Houston, Jim	3	11	3.7	7	0
Matheson, Bob	2	44	22.0	30	0
Glass, Bill	2	21	10.5	17t	1
Lindsey, Dale	1	0	0.0	0	0
Garlington, John	1	0	0.0	0	0
Browns	32	386	12.1	44	2
Opponents	16	152	9.5	40	1

PUNTING	NO	YDS	AVG	IN20	TB	LG	BLK
Cockroft, Don	61	2,297	37.7	0	1	59	0
Collins, Gary	2	52	26.0	0	0	28	0
Browns	63	2,349	37.3	0	1	59	0
Opponents	60	2,392	39.9	0	4	70	0

PUNT RETURNS	NO	FC	YDS	AVG	LG	TD
Leigh, Charles	14	2	76	5.4	29	0
Davis, Ben	9	8	11	1.2	9	0
Kelly, Leroy	1	0	9	9.0	9	0
Copeland, Jim	0	0	0	0.0	0	0
McDonald, Tommy	0	1	0	0.0	0	0
Browns	24	11	96	4.0	29	0
Opponents	21	26	120	5.7	17	0

KICKOFF RETURNS	NO	YDS	AVG	LG	TD
Leigh, Charles	14	322	23.0	41	0
Ward, Carl	13	236	18.2	35	0
James, Nathaniel	8	166	20.8	43	0
Davis, Ben	8	152	19.0	33	0
Morrison, Reece	4	85	21.3	33	0
Kelly, Leroy	1	10	10.0	10	0
Smith, Ralph	1	3	3.0	3	0
Houston, Jim	1	0	0.0	0	0
Copeland, Jim	1	0	0.0	0	0
Andrews, Billy	1	0	0.0	0	0
Barnes, Erich	1	0	0.0	0	0
Howell, Mike	1	0	0.0	0	0
Browns	54	974	18.0	43	0
Opponents	64	1,412	22.1	80	0

FIELD GOALS	1-19	20-29	30-39	40-49	50+	TOT
Cockroft, Don	6/6	7/7	2/4	2/6	1/1	18/24
Browns	6/6	7/7	2/4	2/6	1/1	18/24
Opponents	3/3	4/6	3/7	4/8	0/2	14/26

1969 (10-3-1)

COACH: Blanton Collier

1969 USUAL STARTING LINEUPS

OFFENSE

WR 42	Paul Warfield
LT 77	Dick Schafrath
LG 65	John DeMarie
C 54	Fred Hoaglin
RG 66	Gene Hickerson
RT 73	Monte Clark
62	Joe Taffoni
TE 89	Mitt Morin
83	Chip Glass
WR 86	Gary Collins
QB 16	Bill Nelsen
RB 44	Leroy Kelly
26	Reece Morrison
RB 30	Ron Johnson
35	Bo Scott

RADIO ANNOUNCERS:

Gib Shanley, Jim Graner (WHK 1420 AM)

DEFENSE

LDE 88	Ron Snidow
LDT 71	Walter Johnson
RDT 84	Marvin Upshaw
69	Jim Kanicki
RDE 81	Jack Gregory
LLB 82	Jim Houston
MLB 51	Dale Lindsey
56	Bob Matheson
RLB 50	John Garlington
51	Dale Lindsey
LCB 40	Erich Barnes
RCB 29	Walt Sumner
LS 24	Ernie Kellermann
20	Fred Summers
RS 34	Mike Howell

DATE	RESULT	OPPONENT	ATT
9/21	W, 27-20	at Philadelphia Eagles	60,658
9/28	W, 27-23	Washington Redskins	82,581
10/5	L, 21-28	Detroit Lions	82,933
10/12	W, 27-17	at New Orleans Saints	71,274
10/18	W, 42-31	Pittsburgh Steelers	64,078
10/26	T, 21-21	St. Louis Cardinals	81,186
11/2	W, 42-10	Dallas Cowboys	84,850
11/9	L, 3-51	at Minnesota Vikings	47,700
11/16	W, 24-3	at Pittsburgh Steelers	47,670
11/23	W, 28-17	New York Giants	80,595
11/30	W, 28-24	at Chicago Bears	45,050
12/7	W, 20-7	Green Bay Packers	82,137
12/14	W, 27-21	at St. Louis Cardinals	44,324
12/21	L, 14-27	at New York Giants	62,966
PLAYOFF			
12/28	W, 38-14	at Dallas Cowboys	69,321
NFL CHAMPIONSHIP			
1/4	L, 7-27	at Minnesota Vikings	47,900

TEAM STATISTICS

	BROWNS	OPPONENT
Total First Downs	250	257
Rushing	97	120
Passing	138	121
Penalty	15	16
Total Net Yards	4,428	4,420
Avg. Per Game	316.3	315.7
Total Plays	845	841
Avg. Per Play	5.2	5.3
Net Yards Rushing	1,788	1,956
Avg. Per Game	127.7	139.7
Total Rushes	447	417
Net Yards Passing	2,640	2,464
Avg. Per Game	188.6	176.0
Sacked/Yards Lost	20/190	37/323
Gross Yards	2,830	2,787
Attempts/Completions	378/199	387/202
Completion Pct.	52.6%	52.2%
Had Intercepted	21	19
Punts/Avg.	60/37.5	64/40.5
Net Punting Avg.	60/36.3	64/37.9
Penalties/Yards Lost	58/603	72/746
Fumbles/Ball Lost	25/14	32/22
Touchdowns	45	38
Rushing	17	18
Passing	24	19
Returns	4	1

SCORE BY PERIODS	1ST	2ND	3RD	4TH	OT	TOT
Browns	77	117	70	87	0	351
Opponents	41	91	38	130	0	300

SCORING	RU	PA	ST	DF	PAT	2RU	2PA	FG	SAF	TP
Cockroft, Don	0	0	0	0	45/45	0	0	12/23	0	81
Collins, Gary	0	11	0	0	0/0	0	0	0/0	0	66
Kelly, Leroy	9	1	0	0	0/0	0	0	0/0	0	60
Warfield, Paul	0	10	0	0	0/0	0	0	0/0	0	60

PASSING	ATT	CMP	YDS	PCT	AV/AT	TD	TD%	INT	INT%	LG	TKLD	RATING
Nelsen, Bill	352	190	2,743	54.0	7.79	23	6.5	19	5.4	82t	17/164	78.8
Kelly, Leroy	5	1	36	20.0	7.20	1	20.0	0	0.0	36t	0/0	96.7
Rhyme, Jerry	19	7	35	36.8	1.84	0	0.0	2	10.5	22	3/26	5.7
Morrison, Reece	1	1	16	100.0	16.00	0	0.0	0	0.0	16	0/0	118.8
Johnson, Ron	1	0	0	0.0	0.00	0	0.0	0	0.0	0	0/0	39.6
Browns	378	199	2,830	52.6	7.49	24	6.3	21	5.6	82t	20/190	75.2
Opponents	387	202	2,787	52.2	7.20	19	4.9	19	4.9	84t	37/323	71.5

Johnson, Ron	7	0	0	0	0/0	0	0	0/0	0	42	
Glass, Chip	0	2	0	0	0/0	0	0	0/0	0	12	
Johnson, W.	0	0	0	1	0/0	0	0	0/0	0	6	
Barnes, Erich	0	0	0	1	0/0	0	0	0/0	0	6	
Sumner, Walt	0	0	0	1	0/0	0	0	0/0	0	6	
Morrison, R.	1	0	0	0	0/0	0	0	0/0	0	6	
Kellermann, E.	0	0	0	1	0/0	0	0	0/0	0	6	
Browns	17	24	0	4	45/45	0	0	0	12/23	0	351
Opponents	18	19	1	0	36/37	0	0	0	12/22	0	300

RUSHING	NO	YDS	AVG	LG	TD
Kelly, Leroy	196	817	4.2	31	9
Johnson, Ron	138	472	3.4	48t	7
Morrison, Reece	59	300	5.1	54	1
Scott, Bo	44	157	3.6	20	0
Nelsen, Bill	5	-11	-2.2	3	0
Morin, Milt	2	30	15.0	22	0
Warfield, Paul	2	23	11.5	16	0
Rhyme, Jerry	1	0	0.0	0	0
Browns	447	1,788	4.0	54	17
Opponents	417	1,956	4.7	57	18

RECEIVING	NO	YDS	AVG	LG	TD
Collins, Gary	54	786	14.6	48t	11
Warfield, Paul	42	886	21.1	82t	10
Morin, Milt	37	495	13.4	35	0
Johnson, Ron	24	164	6.8	18	0
Kelly, Leroy	20	267	13.4	36	1
Morrison, Reece	6	71	11.8	26	0
Scott, Bo	6	25	4.2	14	0
Glass, Chip	4	91	22.8	40	2
Jones, Dave	2	33	16.5	22	0
Hooker, Fair	2	21	10.5	12	0
Leigh, Charles	2	-9	-4.5	-4	0
Browns	199	2,830	14.2	82t	24
Opponents	202	2,787	13.8	84t	19

INTERCEPTIONS	NO	YDS	AVG	LG	TD
Howell, Mike	6	21	3.5	11	0
Sumner, Walt	4	82	20.5	40t	1
Kellermann, Ernie	3	40	13.3	40t	1
Garlington, John	2	4	2.0	4	0
Barnes, Erich	1	55	55.0	55t	1
Gregory, Jack	1	12	12.0	12	0
Lindsey, Dale	1	3	3.0	3	0
Upshaw, Marvin	1	0	0.0	0	0
Browns	19	217	11.4	55t	3
Opponents	21	275	13.1	56	1

PUNTING	NO	YDS	AVG	IN20	TB	LG	BLK
Cockroft, Don	57	2,138	37.5	0	6	55	1
Collins, Gary	3	112	37.3	0	1	59	0
Browns	60	2,250	37.5	0	7	59	1
Opponents	64	2,593	40.5	0	0	58	0

PUNT RETURNS	NO	FC	YDS	AVG	LG	TD
Sumner, Walt	9	11	72	8.0	21	0
Morrison, Reece	11	3	49	4.5	15	0
Kelly, Leroy	7	0	28	4.0	13	0
Leigh, Charles	5	1	18	3.6	14	0
Browns	32	15	167	5.2	21	0
Opponents	20	21	72	3.6	55	0

KICKOFF RETURNS	NO	YDS	AVG	LG	TD
Scott, Bo	25	722	28.9	65	0
Morrison, Reece	9	155	17.2	31	0
Brown, Dean	2	45	22.5	24	0
Kelly, Leroy	2	26	13.0	14	0
Leigh, Charles	2	6	3.0	6	0
Johnson, Ron	1	31	31.0	31	0
Kanicki, Jim	1	0	0.0	0	0
Jenkins, Al	1	0	0.0	0	0
Matheson, Bob	1	0	0.0	0	0
Mitchell, Alvin	1	0	0.0	0	0
Howell, Mike	1	0	0.0	0	0
Browns	46	985	21.4	65	0
Opponents	56	1,166	20.8	48	0

FIELD GOALS	1-19	20-29	30-39	40-49	50+	TOT
Cockroft, Don	0/0	7/8	3/8	2/6	0/1	12/23
Browns	0/0	7/8	3/8	2/6	0/1	12/23
Opponents	2/3	4/5	5/6	1/6	0/2	12/22

1970 (7-7)

STAFF

COACH: Blanton Collier
DIVISION FINISH: 2nd AFC Central
1970 USUAL STARTING LINEUPS

OFFENSE		DEFENSE	
WR 43	F. Hooker, 85 H. Jones	LDE 88	Ron Snidow
LT 77	Dick Schafrath	80	Joe Jones
LG 65	John DeMarie	LDT 71	Walter Johnson
C 54	Fred Hoaglin	RDT 72	Jerry Sherk
RG 66	Gene Hickerson	RDE 81	Jack Gregory
RT 62	Joe Taftoni	LLB 82	Jim Houston
TE 89	Milt Morin	50	John Garlington
83	Chip Glass	MLB 82	Jim Houston
WR 86	Gary Collins	56	Bob Matheson
85	Homer Jones	RLB 52	Billy Andrews
QB 16	Bill Nelsen	51	Dale Lindsey
15	Mike Phipps	LCB 40	Erich Barnes
RB 44	Leroy Kelly	RCB 29	Walt Sumner
26	Reece Morrison	28	Ben Davis
RB 35	Bo Scott	LS 24	Ernie Kellermann
26	Reece Morrison	RS 34	Mike Howell

RADIO ANNOUNCERS:
 Gib Shanley, Jim Graner (WHK 1420 AM)

PLAYERS

2021 SEASON

HISTORY

RECORDS

GAME DAY

DATE	RESULT	OPPONENT	ATT
9/21	W, 31-21	New York Jets	85,703
9/27	L, 31-34	at San Francisco 49ers	37,502
10/3	W, 15-7	Pittsburgh Steelers	84,349
10/11	W, 30-27	Cincinnati Bengals	83,520
10/18	L, 24-41	Detroit Lions	83,577
10/25	W, 28-0	at Miami Dolphins	75,313
11/1	L, 10-27	San Diego Chargers	80,047
11/8	L, 20-23	at Oakland Raiders	54,463
11/15	L, 10-14	at Cincinnati Bengals	60,007
11/22	W, 28-14	Houston Oilers	74,723
11/29	L, 9-28	at Pittsburgh Steelers	50,214
12/7	W, 21-10	at Houston Oilers	50,582
12/12	L, 2-6	Dallas Cowboys	75,458
12/20	W, 27-13	at Denver Broncos	51,001

TEAM STATISTICS	BROWNS	OPPONENT
Total First Downs	239	236
Rushing	84	104
Passing	134	120
Penalty	21	12
Total Net Yards	4,161	4,244
Avg. Per Game	297.2	303.1
Total Plays	870	844
Avg. Per Play	4.8	5.0
Net Yards Rushing	1,579	2,006
Avg. Per Game	112.8	143.3
Total Rushes	462	451
Net Yards Passing	2,582	2,238
Avg. Per Game	184.4	159.9
Sacked/Yards Lost	16/170	35/290
Gross Yards	2,752	2,528
Attempts/Completions	392/190	357/186
Completion Pct.	48.5%	52.1%
Had Intercepted	24	19
Punts/Avg.	71/42.6	66/42.4
Net Punting Avg.	71/41.4	66/38.9
Penalties/Yards Lost	65/634	88/871
Fumbles/Ball Lost	24/14	28/12
Touchdowns	35	32
Rushing	14	10
Passing	17	16
Returns	4	6

SCORE BY PERIODS	1ST	2ND	3RD	4TH	OT	TOT
Browns	54	92	85	55	0	— 286
Opponents	54	100	37	74	0	— 265

SCORING	RU	PA	ST	DF	PAT	ZRU	ZPA	FG	SAF	TP
Cockroft, Don	0	0	0	0	34/35	0	0	12/22	0	70
Scott, Bo	7	4	0	0	0/0	0	0	0/0	0	66
Kelly, Leroy	6	2	0	0	0/0	0	0	0/0	0	48
Collins, Gary	0	4	0	0	0/0	0	0	0/0	0	24
Jones, Homer	0	1	1	0	0/0	0	0	0/0	0	12
Glass, Chip	0	2	0	0	0/0	0	0	0/0	0	12

PASSING	ATT	CMP	YDS	PCT	AV/AT	TD	TD%	INT	LG	TKLD	RATING
Nelsen, Bill	313	159	2,156	50.8	6.89	16	5.1	16	5.1	78t	8/79
Phipps, Mike	60	29	529	48.3	8.82	1	1.7	5	8.3	53t	7/86
Gault, Don	19	2	67	10.5	3.53	0	0.0	3	15.8	44	1/5
Browns	392	190	2,752	48.5	7.02	17	4.3	24	6.1	78t	16/170
Opponents	357	186	2,528	52.1	7.08	16	4.5	19	5.3	81t	35/290

Hooker, Fair	0	2	0	0	0/0	0	0	0/0	0	12
Andrews, Billy	0	0	0	1	0/0	0	0	0/0	0	6
Morrison, Reece	0	1	0	0	0/0	0	0	0/0	0	6
Barnes, Erich	0	0	0	1	0/0	0	0	0/0	0	6
Minniear, Randy	1	0	0	0	0/0	0	0	0/0	0	6
Lindsey, Dale	0	0	0	1	0/0	0	0	0/0	0	6
Morin, Milt	0	1	0	0	0/0	0	0	0/0	0	6
Johnson, Walter	0	0	0	0	0/0	0	0	0/0	0	1.2
Snidow, Ron	0	0	0	0	0/0	0	0	0/0	0	1.2
Reynolds, Chuck	0	0	0	0	0/0	0	0	0/0	0	1.2
Browns	14	17	1	3	34/35	0	0	12/22	3	286
Opponents	10	16	6	0	31/32	0	0	14/26	0	265

RUSHING	NO	YDS	AVG	LG	TD
Kelly, Leroy	206	656	3.2	33t	6
Scott, Bo	151	625	4.1	63t	7
Morrison, Reece	73	175	2.4	18	0
Minniear, Randy	12	39	3.3	9	1
Phipps, Mike	11	94	8.5	26	0
Nelsen, Bill	7	-4	-0.6	2	0
Morin, Milt	1	2	2.0	2	0
Brown, Ken	1	-8	-8.0	-8	0
Browns	462	1,579	3.4	63t	14
Opponents	451	2,006	4.4	73	11

RECEIVING	NO	YDS	AVG	LG	TD
Scott, Bo	40	351	8.8	24	4
Morin, Milt	37	611	16.5	36	1
Hooker, Fair	28	490	17.5	69	2
Collins, Gary	26	351	13.5	28	4
Kelly, Leroy	24	311	13.0	55	2
Glass, Chip	19	403	21.2	78t	2
Jones, Homer	10	141	14.1	43t	1
Morrison, Reece	5	95	19.0	53t	1
Minniear, Randy	1	-1	-1.0	-1	0
Browns	190	2,752	14.5	78t	17
Opponents	186	2,528	13.6	81t	16

INTERCEPTIONS	NO	YDS	AVG	LG	TD
Barnes, Erich	5	85	17.0	38t	1
Sumner, Walt	4	85	21.3	34	0
Lindsey, Dale	2	65	32.5	56t	1
Houston, Jim	1	25	25.0	25	0
Andrews, Billy	1	25	25.0	25t	1
Kellermann, Ernie	1	18	18.0	18	0
Matheson, Bob	1	11	11.0	11	0
Garlington, John	1	6	6.0	6	0
Johnson, Walter	1	4	4.0	4	0
Howell, Mike	1	0	0.0	0	0
Davis, Ben	1	0	0.0	0	0
Browns	19	324	17.1	56t	3
Opponents	24	399	16.6	62t	4

PUNTING	NO	YDS	AVG	IN20	TB	LG	BLK
Cockroft, Don	71	3,023	42.6	0	7	71	1
Browns	71	3,023	42.6	0	7	71	1
Opponents	66	2,801	42.4	0	3	65	0

PUNT RETURNS	NO	FC	YDS	AVG	LG	TD
Morrison, Reece	15	2	133	8.9	34	0
Sumner, Walt	8	11	70	8.8	38	0
Schoen, Tom	8	1	18	2.3	7	0
Kelly, Leroy	2	0	15	7.5	12	0
Jenkins, Al	1	0	0	0.0	0	0
Jones, Dave	0	2	0	0.0	0	0
Browns	34	16	236	6.9	38	0
Opponents	23	28	83	3.6	33	0

KICKOFF RETURNS	NO	YDS	AVG	LG	TD
Jones, Homer	29	739	25.5	94t	1
Morrison, Reece	7	153	21.9	36	0
Brown, Ken	2	44	22.0	32	0
Matheson, Bob	2	21	10.5	14	0
Schoen, Tom	1	27	27.0	27	0
Righetti, Joe	1	17	17.0	17	0
Morin, Milt	1	0	0.0	0	0
Glass, Chip	1	0	0.0	0	0
Browns	44	1,001	22.8	94t	1
Opponents	39	956	24.5	91	0

FIELD GOALS	1-19	20-29	30-39	40-49	50+	TOT
Cockroft, Don	3/4	2/3	4/7	3/7	0/1	12/22
Browns	3/4	2/3	4/7	3/7	0/1	12/22
Opponents	2/2	1/4	5/7	3/7	3/6	14/26

1971 (9-5)

COACH: Nick Skorich

DIVISION FINISH: 1st AFC Central

1971 USUAL STARTING LINEUPS

OFFENSE		DEFENSE	
WR 43	Fair Hooker	LDE 80	J. Jones, 88 R. Snidow
LT 77	Dick Schafrath	LDT 71	Walter Johnson
73	Doug Dieken	RDT 72	Jerry Sherk
LG 65	John DeMarie	RDE 81	Jack Gregory
C 54	Fred Hoaglin	LLB 82	Jim Houston
64	Jim Copeland	50	Jim Garlington
RG 66	Gene Hickerson	MLB 51	Dale Lindsey
RT 78	Bob McKay	82	Jim Houston
TE 89	Milt Morin	RLB 52	Billy Andrews
WR 86	Gary Collins	51	Dale Lindsey
25	Frank Pitts	LCB 22	C. Scott, 20 F. Summers
QB 16	Bill Nelsen	RCB 28	B. Davis, 29 W. Sumner
15	Mike Phipps	LS 29	Walt Sumner
RB 44	Leroy Kelly	24	Ernie Kellermann
RB 35	Bo Scott	RS 34	M. Howell, 40 E. Barnes

RADIO ANNOUNCERS:

Gib Shanley, Jim Graner (WHK 1420 AM)

DATE	RESULT	OPPONENT	ATT
9/19	W, 31-0	Houston Oilers	73,387
9/26	W, 14-13	at Baltimore Colts	56,837
10/4	L, 20-34	Oakland Raiders	84,285
10/10	W, 27-17	Pittsburgh Steelers	83,391
10/17	W, 27-24	at Cincinnati Bengals	60,284
10/24	L, 0-27	Denver Broncos	75,674
10/31	L, 14-31	Atlanta Falcons	76,825
11/7	L, 9-26	at Pittsburgh Steelers	50,202
11/14	L, 7-13	at Kansas City Chiefs	50,388
11/21	W, 27-7	New England Patriots	65,238
11/28	W, 37-24	at Houston Oilers	37,921
12/5	W, 31-27	Cincinnati Bengals	82,705
12/12	W, 21-17	at New Orleans Saints	72,794
12/19	W, 20-13	at Washington Redskins	53,041
PLAYOFF			
12/26	L, 3-20	Baltimore Colts	74,082

TEAM STATISTICS	BROWNS	OPPONENT
Total First Downs	231	232
Rushing	89	115
Passing	127	100
Penalty	15	17
Total Net Yards	3,857	4,194
Avg. Per Game	275.5	299.6
Total Plays	859	848
Avg. Per Play	4.5	4.9
Net Yards Rushing	1,558	2,227
Avg. Per Game	111.3	159.1
Total Rushes	461	484
Net Yards Passing	2,299	1,967
Avg. Per Game	164.2	140.5
Sacked/Yards Lost	22/222	25/203
Gross Yards	2,521	2,170
Attempts/Completions	376/188	339/156
Completion Pct.	50.0%	46.0%
Had Intercepted	27	24
Punts/Avg.	67/39.9	66/42.4
Net Punting Avg.	67/36.5	66/37.0
Penalties/Yards Lost	68/612	86/772
Fumbles/Ball Lost	29/18	31/16
Touchdowns	34	30
Rushing	19	14
Passing	14	12
Returns	1	4

SCORE BY PERIODS	1ST	2ND	3RD	4TH	OT	TOT
Browns	47	71	64	103	0	285
Opponents	51	120	23	79	0	273

SCORING	RU	PA	ST	DF	PAT	ZRU	ZPA	FG	SAF	TP
Cockroft, Don	0	0	0	0	34/34	0	0	15/28	0	79
Kelly, Leroy	10	2	0	0	0/0	0	0	0/0	0	72
Scott, Bo	9	1	0	0	0/0	0	0	0/0	0	60
Pitts, Frank	0	4	0	0	0/0	0	0	0/0	0	24
Collins, Gary	0	3	0	0	0/0	0	0	0/0	0	18

PASSING	ATT	CMP	YDS	PCT	AV/AT
Nelsen, Bill	325	174	2,319	53.5	7.14
Phipps, Mike	47	13	179	27.7	3.81
Kelly, Leroy	4	1	23	25.0	5.75
Browns	376	188	2,521	50.0	6.70
Opponents	339	156	2,170	46.0	6.40

Morin, Milt	0	2	0	0	0/0	0	0	0/0	0	12
Glass, Chip	0	1	0	0	0/0	0	0	0/0	0	6
Johnson, W.	0	0	0	1	0/0	0	0	0/0	0	6
Hooker, Fair	0	1	0	0	0/0	0	0	0/0	0	6
Dieken, Doug	0	0	0	0	0/0	0	0	0/0	1	2
Browns	19	14	0	1	34/34	0	0	0	15/28	285
Opponents	14	12	4	0	30/30	0	0	0	21/31	273

RUSHING	NO	YDS	AVG	LG	TD
Kelly, Leroy	234	865	3.7	35	10
Scott, Bo	179	606	3.4	35	9
Nelsen, Bill	13	-18	-1.4	4	0
Brown, Ken	11	47	4.3	17	0
Cornell, Bo	11	12	1.1	6	0
Phipps, Mike	6	35	5.8	15	0
Morrison, Reece	5	-2	-0.4	4	0
Cockroft, Don	1	12	12.0	12	0
Morin, Milt	1	1	1.0	1	0
Browns	461	1,558	3.4	35	19
Opponents	484	2,227	4.6	86t	14

RECEIVING	NO	YDS	AVG	LG	TD
Hooker, Fair	45	649	14.4	48	1
Morin, Milt	40	581	14.5	31	2
Scott, Bo	30	233	7.8	35	1
Pitts, Frank	27	487	18.0	53t	4
Kelly, Leroy	25	252	10.1	29	2
Collins, Gary	15	231	15.4	29	3
Jones, Dave	4	66	16.5	21	0
Cornell, Bo	1	18	18.0	18	0
Glass, Chip	1	4	4.0	4t	1
Browns	188	2,521	13.4	53t	14
Opponents	156	2,170	13.9	53	12

INTERCEPTIONS	NO	YDS	AVG	LG	TD
Sumner, Walt	5	35	7.0	25	0
Scott, Clarence	4	47	11.8	21	0
Andrews, Billy	3	34	11.3	19	0
Kellermann, Ernie	3	0	0.0	0	0
Howell, Mike	2	93	46.5	68	0
Lindsey, Dale	2	50	25.0	29	0
Davis, Ben	2	18	9.0	15	0
Sherk, Jerry	2	3	1.5	3	0
Garlington, John	1	0	0.0	0	0
Snidow, Ron	0	3	0.0	0	0
Browns	24	283	11.8	68	0
Opponents	27	453	16.8	66	2

PUNTING	NO	YDS	AVG	IN20	TB	LG	BLK
Cockroft, Don	62	2,508	40.5	0	2	59	2
Collins, Gary	5	162	32.4	0	0	42	0
Browns	67	2,670	39.9	0	2	59	2
Opponents	66	2,800	42.4	0	7	59	1

PUNT RETURNS	NO	FC	YDS	AVG	LG	TD
Kelly, Leroy	30	4	292	9.7	74	0
Jones, Dave	9	2	63	7.0	20	0
Kellermann, Ernie	1	0	4	4.0	4	0
Browns	40	6	359	9.0	74	0
Opponents	26	19	227	8.7	45	0

KICKOFF RETURNS	NO	YDS	AVG	LG	TD
Brown, Ken	15	330	22.0	35	0
Morrison, Reece	9	267	29.7	52	0
Pitts, Frank	9	238	26.4	35	0
Brown, Stan	7	157	22.4	32	0
Houston, Jim	1	21	21.0	21	0
Cornell, Bo	1	19	19.0	19	0
Dieken, Doug	1	16	16.0	16	0
Kelly, Leroy	1	11	11.0	11	0
Kellermann, Ernie	1	5	5.0	5	0
Glass, Chip	1	1	1.0	1	0
Browns	46	1,065	23.2	52	0
Opponents	55	1,252	22.8	58	0

FIELD GOALS	1-19	20-29	30-39	40-49	50+	TOT
Cockroft, Don	2/3	6/6	6/9	1/9	0/1	15/28
Browns	2/3	6/6	6/9	1/9	0/1	15/28
Opponents	6/7	9/11	4/8	2/4	0/1	21/31

	TD	TD%	INT	INT%	LG	TKLD	RATING
Nelsen, Bill	13	4.0	23	7.1	53t	22/222	60.3
Phipps, Mike	1	2.1	4	8.5	39	0/0	14.6
Kelly, Leroy	0	0.0	0	0.0	23	0/0	51.0
Browns	14	3.7	27	7.2	53t	22/222	54.2
Opponents	12	3.5	24	7.1	53	25/203	49.4

STAFF

PLAYERS

2021 SEASON

HISTORY

RECORDS

GAME DAY

1972 (10-4)

COACH: Nick Skorich
DIVISION FINISH: 2nd AFC Central
1972 USUAL STARTING LINEUPS

OFFENSE		DEFENSE	
WR 43	Fair Hooker	LDE 87	Rich Jackson
LT 73	Doug Dieken	81	Nick Roman
LG 66	Gene Hickerson	LDT 71	Walter Johnson
C 61	Bob DeMarco	RDT 72	Jerry Sherk
54	Fred Hoaglin	RDE 84	Bob Briggs
RG 65	John DeMarie	81	Nick Roman
68	Bob Pena	LLB 59	Charlie Hall
RT 78	Bob McKay	MLB 51	Dale Lindsey
65	John DeMarie	82	Jim Houston
TE 89	Milt Morin	RLB 52	Billy Andrews
WR 25	Frank Pitts	50	John Garlington
85	Paul Staroba	LCB 22	Clarence Scott
QB 15	Mike Phipps	RCB 28	Ben Davis
16	Bill Nelsen	SS 27	Thom Darden
RB 44	Leroy Kelly	34	Mike Howell
RB 35	Bo Scott	FS 29	Walt Sumner
		27	Thom Darden

RADIO ANNOUNCERS:
 Gib Shanley, Jim Graner (WHK 1420 AM)

DATE	RESULT	OPPONENT	ATT
9/17	L, 10-26	Green Bay Packers	75,771
9/24	W, 27-17	at Philadelphia Eagles	65,720
10/1	W, 27-6	Cincinnati Bengals	81,564
10/8	L, 7-31	Kansas City Chiefs	83,819
10/15	L, 0-17	Chicago Bears	72,339
10/22	W, 23-17	at Houston Oilers	38,113
10/29	W, 27-20	at Denver Broncos	51,656
11/5	W, 20-0	Houston Oilers	61,985
11/13	W, 21-17	at San Diego Chargers	54,205
11/19	W, 26-24	Pittsburgh Steelers	83,009
11/26	W, 27-10	Buffalo Bills	70,104
12/3	L, 0-30	at Pittsburgh Steelers	50,350
12/9	W, 27-24	at Cincinnati Bengals	59,524
12/17	W, 26-10	at New York Jets	62,614
		PLAYOFF	
12/24	L, 14-20	at Miami Dolphins	78,196

TEAM STATISTICS	BROWNS	OPPONENT
Total First Downs	215	240
Rushing	102	130
Passing	101	89
Penalty	12	21
Total Net Yards	3,709	4,069
Avg. Per Game	264.9	290.6
Total Plays	817	868
Avg. Per Play	4.5	4.7
Net Yards Rushing	1,793	2,333
Avg. Per Game	128.1	166.6
Total Rushes	453	520
Net Yards Passing	1,916	1,736
Avg. Per Game	136.9	124.0
Sacked/Yards Lost	27/219	38/258
Gross Yards	2,135	1,994
Attempts/Completions	337/158	310/160
Completion Pct.	46.9%	51.6%
Had Intercepted	19	13
Punts/Avg.	81/43.2	74/40.9
Net Punting Avg.	81/38.8	74/38.0
Penalties/Yards Lost	57/536	63/557
Fumbles/Ball Lost	21/9	39/16
Touchdowns	29	27
Rushing	13	13
Passing	13	14
Returns	3	0

SCORE BY PERIODS	1ST	2ND	3RD	4TH	OT	TOT
Browns	39	95	46	88	0	— 268
Opponents	61	57	72	59	0	— 249

SCORING	RU	PA	ST	DF	PAT	2RU	2PA	FG	SAF	TP
Cockroft, Don	0	0	0	0	28/29	0	0	22/27	0	94
Pitts, Frank	0	8	0	0	0/0	0	0	0/0	0	48
Kelly, Leroy	4	1	0	0	0/0	0	0	0/0	0	30

PASSING	ATT	CMP	YDS	PCT	AVI/AT	TD	TD%	INT	INT%	LG	TKLD	RATNG
Phipps, Mike	305	144	1,994	47.2	6.54	13	4.3	16	5.2	80t	23/183	61.0
Nelsen, Bill	31	14	141	45.2	4.55	0	0.0	3	9.7	26t	3/29	19.1
Kelly, Leroy	1	0	0	0.0	0.00	0	0.0	0	0.0	0	1/7	39.6
Browns	337	158	2,135	46.9	6.34	13	3.9	19	5.6	80t	27/219	56.9
Opponents	310	160	1,994	51.6	6.43	14	4.5	13	4.2	80t	38/258	69.5

Phipps, Mike	5	0	0	0	0/0	0	0	0/0	0	30
Hooker, Fair	0	2	0	0	0/0	0	0	0/0	0	12
Scott, Bo	2	0	0	0	0/0	0	0	0/0	0	12
Brown, Ken	2	0	0	0	0/0	0	0	0/0	0	12
Morin, Milt	0	1	0	0	0/0	0	0	0/0	0	6
Staroba, Paul	0	1	0	0	0/0	0	0	0/0	0	6
Briggs, Bob	0	0	0	1	0/0	0	0	0/0	0	6
Roman, Nick	0	0	0	1	0/0	0	0	0/0	0	6
Scott, Clarence	0	0	1	0	0/0	0	0	0/0	0	6
Browns	13	13	1	2	28/29	0	0	22/27	0	268
Opponents	13	14	0	2	27/27	0	0	20/29	0	249

RUSHING	NO	YDS	AVG	LG	TD
Kelly, Leroy	224	811	3.6	18	4
Scott, Bo	123	571	4.6	27t	2
Phipps, Mike	60	256	4.3	18	5
Brown, Ken	32	114	3.6	14	2
Cornell, Bo	7	8	1.1	7	0
Pitts, Frank	3	29	9.7	13	0
Lefear, Billy	3	6	2.0	4	0
Nelsen, Bill	1	-2	-2.0	-2	0
Browns	453	1,793	4.0	27t	13
Opponents	520	2,333	4.5	75t	13

RECEIVING	NO	YDS	AVG	LG	TD
Pitts, Frank	36	620	17.2	80t	8
Hooker, Fair	32	441	13.8	43	2
Morin, Milt	30	540	18.0	36	1
Kelly, Leroy	23	204	8.9	28	1
Scott, Bo	23	172	7.5	30	0
Brown, Ken	5	64	12.8	19	0
Glass, Chip	5	61	12.2	24	0
Cornell, Bo	2	7	3.5	5	0
Staroba, Paul	1	19	19.0	19t	1
Richardson, Gloster	1	7	7.0	7	0
Browns	158	2,135	13.5	80t	13
Opponents	160	1,994	12.5	80t	14

INTERCEPTIONS	NO	YDS	AVG	LG	TD
Darden, Thom	3	64	21.3	20	0
Davis, Ben	3	10	3.3	10	0
Roman, Nick	1	36	36.0	36t	1
Briggs, Bob	1	16	16.0	16	0
Hall, Charlie	1	12	12.0	12	0
Garlington, John	1	10	10.0	10	0
Andrews, Billy	1	4	4.0	4	0
Johnson, Walter	1	1	1.0	1	0
Howell, Mike	1	1	1.0	1	0
Browns	13	154	11.8	36t	1
Opponents	19	145	7.6	35	0

PUNTING	NO	YDS	AVG	IN20	TB	LG	BLK
Cockroft, Don	81	3,498	43.2	0	4	65	0
Browns	81	3,498	43.2	0	4	65	0
Opponents	74	3,023	40.9	0	7	60	0

PUNT RETURNS	NO	FC	YDS	AVG	LG	TD
Majors, Bobby	16	6	96	6.0	41	0
Darden, Thom	15	7	71	4.7	37	0
Kelly, Leroy	5	3	40	8.0	14	0
Sumner, Walt	1	2	14	14.0	14	0
Browns	37	18	221	6.0	41	0
Opponents	46	21	357	7.8	60	0

KICKOFF RETURNS	NO	YDS	AVG	LG	TD
Brown, Ken	20	473	23.6	47	0
Majors, Bobby	10	222	22.2	40	0
Lefear, Billy	6	138	23.0	29	0
Morrison, Reece	3	67	22.3	32	0
Johnson, Walter	2	33	16.5	24	0
Browns	41	933	22.8	47	0
Opponents	50	1,198	24.0	66	0

FIELD GOALS	1-19	20-29	30-39	40-49	50+	TOT
Cockroft, Don	5/5	7/8	7/8	2/5	1/1	22/27
Browns	5/5	7/8	7/8	2/5	1/1	22/27
Opponents	6/7	2/5	7/9	5/7	0/1	20/29

1973 (7-5-2)

COACH: Nick Skorich
DIVISION FINISH: 3rd AFC Central
1973 USUAL STARTING LINEUPS

OFFENSE		DEFENSE	
WR 43	Fair Hooker	LDE 80	Joe Jones
42	Gloster Richardson	LDT 71	Walter Johnson
LT 73	Doug Dieken	RDT 72	Jerry Sherk
LG 66	Gene Hickerson	RDE 81	Nick Roman
C 61	Bob DeMarco	LLB 59	Charlie Hall
64	Jim Copeland	MLB 60	Bob Babich
RG 65	John DeMarie	52	Billy Andrews
RT 78	Bob McKay	RLB 50	John Garlington
TE 89	Milt Morin	LCB 22	Clarence Scott
83	Chip Glass	RCB 28	Ben Davis
WR 25	Frank Pitts	23	Clifford Brooks
42	Gloster Richardson	SS 29	Walt Sumner
QB 15	Mike Phipps	21	Van Green
RB 44	L. Kelly, 26 B. Lefear	FS 27	Thom Darden
RB 30	Ken Brown	21	Van Green

RADIO ANNOUNCERS:
 Gib Shanley, Jim Graner (WHK 1420 AM)

DATE	RESULT	OPPONENT	ATT
9/16	W, 24-14	Baltimore Colts	74,303
9/23	L, 6-33	at Pittsburgh Steelers	49,396
9/30	W, 12-10	New York Giants	76,065
10/7	W, 17-10	Cincinnati Bengals	70,805
10/15	L, 9-17	Miami Dolphins	72,070
10/21	W, 42-13	Houston Oilers	61,146
10/28	T, 16-16	San Diego Chargers	68,244
11/4	L, 3-26	at Minnesota Vikings	45,590
11/11	W, 23-13	at Houston Oilers	37,230
11/18	W, 7-3	at Oakland Raiders	47,398
11/25	W, 21-16	Pittsburgh Steelers	67,773
12/2	T, 20-20	at Kansas City Chiefs	70,296
12/9	L, 17-34	at Cincinnati Bengals	58,266
12/16	L, 17-30	at Los Angeles Rams	73,948

TEAM STATISTICS	BROWNS	OPPONENT
Total First Downs	200	196
Rushing	107	102
Passing	79	79
Penalty	14	15
3rd Down: Made/Att	61/190	62/205
3rd Down Pct.	32.1%	30.2%
Total Net Yards	3,341	3,827
Avg. Per Game	238.6	273.4
Total Plays	859	854
Avg. Per Play	3.9	4.5
Net Yards Rushing	1,968	2,091
Avg. Per Game	140.6	149.4
Total Rushes	506	513
Net Yards Passing	1,373	1,736
Avg. Per Game	98.1	124.0
Sacked/Yards Lost	45/368	29/248
Gross Yards	1,741	1,984
Attempts/Completions	308/152	312/144
Completion Pct.	49.4%	46.2%
Had Intercepted	20	12
Punts/Avg.	82/40.5	78/40.4
Net Punting Avg.	82/37.1	78/36.4
Penalties/Yards Lost	70/620	79/738
Fumbles/Ball Lost	34/17	21/9
Touchdowns	24	24
Rushing	12	7
Passing	10	16
Returns	2	1

SCORE BY PERIODS	1ST	2ND	3RD	4TH	OT	TOT
Browns	58	63	46	67	0	— 234
Opponents	50	76	69	60	0	— 255

SCORING	RU	PA	ST	DF	PAT	2RU	2PA	FG	SAF	TP
Cockroft, Don	0	0	0	0	24/24	0	0	22/31	0	90
Pruitt, Greg	4	1	0	0	0/0	0	0	0/0	0	30
Phipps, Mike	5	0	0	0	0/0	0	0	0/0	0	30

PASSING	ATT	CMP	YDS	PCT	AV/AT	TD	TD%	INT	INT%	LG	TKLD	RATNG
Phipps, Mike	299	148	1,719	49.5	5.75	9	3.0	20	6.7	51t	44/362	49.4
Horn, Doug	8	4	22	50.0	2.75	1	12.5	0	0.0	12	1/6	95.8
Pruitt, Greg	1	0	0	0.0	0.00	0	0.0	0	0.0	0	0/0	39.6
Browns	308	152	1,741	49.4	5.65	10	3.2	20	6.5	51t	45/368	50.5
Opponents	312	144	1,984	46.2	6.36	16	5.1	12	3.8	70t	29/248	68.1

Pitts, Frank	0	4	0	0	0/0	0	0	0/0	0	24
Kelly, Leroy	3	0	0	0	0/0	0	0	0/0	0	18
Hooker, Fair	0	2	0	0	0/0	0	0	0/0	0	12
Morin, Milt	0	1	0	0	0/0	0	0	0/0	0	6
Richardson, G.	0	1	0	0	0/0	0	0	0/0	0	6
Scott, Bo	0	1	0	0	0/0	0	0	0/0	0	6
Scott, C.	0	0	0	1	0/0	0	0	0/0	0	6
Green, Van	0	0	0	1	0/0	0	0	0/0	0	6
Browns	12	10	0	2	24/24	0	0	22/31	0	234
Opponents	7	16	1	0	24/24	0	0	29/46	0	255

RUSHING	NO	YDS	AVG	LG	TD
Brown, Ken	161	537	3.3	17	0
Kelly, Leroy	132	389	2.9	19	3
Pruitt, Greg	61	369	6.0	65t	4
Phipps, Mike	60	395	6.6	27	5
Scott, Bo	34	79	2.3	20	0
McKinnis, Hugh	28	77	2.8	12	0
Lefear, Billy	26	135	5.2	43	0
Richardson, Gloster	3	-10	-3.3	4	0
Cockroft, Don	1	-3	-3.0	-3	0
Browns	506	1,968	3.9	65t	12
Opponents	513	2,091	4.1	70	7

RECEIVING	NO	YDS	AVG	LG	TD
Pitts, Frank	31	317	10.2	26t	4
Morin, Milt	26	417	16.0	51t	1
Brown, Ken	22	187	8.5	46	0
Hooker, Fair	18	196	10.9	26	2
Kelly, Leroy	15	180	12.0	36	0
Richardson, Gloster	12	175	14.6	32	1
Pruitt, Greg	9	110	12.2	42	1
Scott, Bo	6	23	3.8	9	1
Lefear, Billy	5	38	7.6	13	0
Holden, Steve	3	27	9.0	17	0
McKinnis, Hugh	3	11	3.7	12	0
Glass, Chip	2	60	30.0	47	0
Browns	152	1,741	11.5	51t	10
Opponents	144	1,984	13.8	70t	16

INTERCEPTIONS	NO	YDS	AVG	LG	TD
Scott, Clarence	5	71	14.2	45t	1
Davis, Ben	2	33	16.5	20	0
Sumner, Walt	2	4	2.0	4	0
Babich, Bob	1	48	48.0	48	0
Darden, Thom	1	36	36.0	36	0
Garlington, John	1	10	10.0	10	0
Browns	12	202	16.8	48	1
Opponents	20	271	13.6	39	0

PUNTING	NO	YDS	AVG	IN20	TB	LG	BLK
Cockroft, Don	82	3,321	40.5	0	3	71	1
Browns	82	3,321	40.5	0	3	71	1
Opponents	78	3,151	40.4	0	5	63	0

PUNT RETURNS	NO	FC	YDS	AVG	LG	TD
Pruitt, Greg	16	3	180	11.3	46	0
Darden, Thom	9	10	51	5.7	11	0
Lefear, Billy	7	2	51	7.3	19	0
Holden, Steve	2	0	19	9.5	19	0
Kelly, Leroy	1	0	7	7.0	7	0
Hall, Charlie	1	0	0	0.0	0	0
Browns	36	15	308	8.6	46	0
Opponents	44	19	280	6.4	48	0

KICKOFF RETURNS	NO	YDS	AVG	LG	TD
Pruitt, Greg	16	453	28.3	54	0
Lefear, Billy	15	337	22.5	59	0
Holden, Steve	8	172	21.5	29	0
Long, Mel	6	87	14.5	38	0
Romaniszyn, Jim	2	21	10.5	16	0
Dieken, Doug	2	14	7.0	9	0
Browns	49	1,084	22.1	59	0
Opponents	48	1,165	24.3	58	0

FIELD GOALS	1-19	20-29	30-39	40-49	50+	TOT
Cockroft, Don	4/4	7/8	4/7	7/11	0/1	22/31
Browns	4/4	7/8	4/7	7/11	0/1	22/31
Opponents	11/11	8/9	4/9	6/15	0/2	29/46

STAFF

PLAYERS

2021 SEASON

HISTORY

RECORDS

GAME DAY

1974 (4-10)

STAFF
PLAYERS
2021 SEASON
HISTORY
RECORDS
GAME DAY

COACH: Nick Skorich
DIVISION FINISH: 4th AFC Central

1974 USUAL STARTING LINEUPS

OFFENSE		DEFENSE	
WR 43	F. Hooker, 83 J. Dunbar	LDE 81	Nick Roman
LT 73	Doug Dieken	74	Carl Barisich
LG 69	P. Adams, 78 B. McKay	LDT 71	Walter Johnson
C 61	Bob DeMarco	RDT 72	Jerry Sherk
RG 65	John DeMarie	RDE 66	Mike Seifert
62	Glen Holloway	81	Nick Roman
RT 79	Gerry Sullivan	LLB 59	Charlie Hall
78	Bob McKay	MLB 60	Bob Babich
TE 89	Milt Morin	RLB 50	John Garlington
84	Jim Thaxton	LCB 22	Clarence Scott
WR 88	Steve Holden	RCB 21	Van Green
42	Gloster Richardson	23	Clifford Brooks
QB 15	M. Phipps, 17 B. Sipe	SS 21	Van Green
RB 30	K. Brown, 34 G. Pruitt	29	Walt Sumner
RB 34	Greg Pruitt	FS 27	Thom Darden
37	Hugh McKinnis	28	Eddie Brown

RADIO ANNOUNCERS:
Gib Shanley, Jim Graner (WHK 1420 AM)

DATE	RESULT	OPPONENT	ATT
9/15	L, 7-33	at Cincinnati Bengals	53,113
9/22	W, 20-7	Houston Oilers	58,988
9/29	L, 7-29	at St. Louis Cardinals	43,472
10/6	L, 24-40	Oakland Raiders	65,247
10/13	L, 24-34	Cincinnati Bengals	70,897
10/20	L, 16-20	at Pittsburgh Steelers	48,100
10/27	W, 23-21	Denver Broncos	60,478
11/3	L, 35-36	at San Diego Chargers	36,631
11/10	W, 21-14	at New England Patriots	61,279
11/17	L, 16-26	Pittsburgh Steelers	77,739
11/24	L, 10-15	Buffalo Bills	66,504
12/1	W, 7-0	San Francisco 49ers	24,559
12/7	L, 17-41	at Dallas Cowboys	48,754
12/15	L, 24-28	at Houston Oilers	37,910

TEAM STATISTICS	BROWNS	OPPONENT
Total First Downs	223	247
Rushing	104	126
Passing	92	95
Penalty	27	26
3rd Down: Made/Att	67/196	74/193
3rd Down Pct.	34.2%	38.3%
Total Net Yards	3,651	4,440
Avg. Per Game	260.8	317.1
Total Plays	876	890
Avg. Per Play	4.2	5.0
Net Yards Rushing	1,924	2,415
Avg. Per Game	137.4	172.5
Total Rushes	461	555
Net Yards Passing	1,727	2,025
Avg. Per Game	123.4	144.6
Sacked/Yards Lost	48/402	28/234
Gross Yards	2,129	2,259
Attempts/Completions	367/179	308/139
Completion Pct.	48.8%	45.1%
Had Intercepted	24	24
Punts/Avg.	90/40.5	76/38.0
Net Punting Avg.	90/32.6	76/31.1
Penalties/Yards Lost	78/767	81/731
Fumbles/Ball Lost	34/15	31/16
Touchdowns	30	43
Rushing	14	17
Passing	12	22
Returns	4	4

SCORE BY PERIODS	1ST	2ND	3RD	4TH	OT	TOT
Browns	61	60	57	73	0	251
Opponents	62	103	116	63	0	344

SCORING	RU	PA	ST	DF	PAT	2RU	2PA	FG	SAP	TF
Cockroft, Don	0	0	0	0	29/30	0	0	14/16	0	71
Brown, Ken	4	2	0	0	0/0	0	0	0/0	0	36
Pruitt, Greg	3	1	1	0	0/0	0	0	0/0	0	30
Sipe, Brian	4	0	0	0	0/0	0	0	0/0	0	24

PASSING	ATT	CMP	YDS	PCT	AVIAT	TD	TD%	INT	INT%	LG	TKLD	RATING
Phipps, Mike	256	117	1,384	45.7	5.41	9	3.5	17	6.6	55	33/280	46.7
Sipe, Brian	108	59	603	54.6	5.58	1	0.9	7	6.5	37	15/122	47.0
Pruitt, Greg	2	2	115	100.0	57.50	2	100.0	0	0.0	60t	0t	158.3
Cockroft, Don	1	1	27	100.0	27.00	0	0.0	0	0.0	27	0t	118.8
Browns	367	179	2,129	48.8	5.80	12	3.3	24	6.5	60t	48/402	50.6
Opponents	308	139	2,259	45.1	7.33	22	7.1	24	7.8	75t	28/234	61.6

Morin, Milt	0	3	0	0	0/0	0	0	0/0	0	18		
Holden, Steve	0	3	0	0	0/0	0	0	0/0	0	18		
Richardson, G.	0	2	0	0	0/0	0	0	0/0	0	12		
McKinnis, H.	2	0	0	0	0/0	0	0	0/0	0	12		
Hall, Charlie	0	0	0	1	0/0	0	0	0/0	0	6		
Hooker, Fair	0	1	0	0	0/0	0	0	0/0	0	6		
Darden, Thom	0	0	0	1	0/0	0	0	0/0	0	6		
Green, Van	0	0	0	1	0/0	0	0	0/0	0	6		
Phipps, Mike	1	0	0	0	0/0	0	0	0/0	0	6		
Browns	14	12	1	3	29/30	0	0	0	0	14/16	0	251
Opponents	17	22	4	0	38/43	0	0	0	0	14/23	3	344

RUSHING	NO	YDS	AVG	LG	TD
Pruitt, Greg	126	540	4.3	54	3
Brown, Ken	125	458	3.7	27	4
McKinnis, Hugh	124	519	4.2	44t	2
Phipps, Mike	39	279	7.2	19	1
Scott, Bo	23	86	3.7	20	0
Sipe, Brian	16	44	2.8	17	4
Lefear, Billy	6	2	0.3	4	0
Holden, Steve	1	6	6.0	6	0
Thaxton, Jim	1	-10	-10.0	-10	0
Browns	461	1,924	4.2	54	14
Opponents	555	2,415	4.4	54	17

RECEIVING	NO	YDS	AVG	LG	TD
McKinnis, Hugh	32	258	8.1	55	0
Holden, Steve	30	452	15.1	53	3
Brown, Ken	29	194	6.7	19	2
Morin, Milt	27	330	12.2	32	3
Pruitt, Greg	21	274	13.0	43	1
Richardson, Gloster	9	266	29.6	60t	2
Scott, Bo	7	22	3.1	13	0
Dunbar, Jubilee	6	74	12.3	25	0
Sullivan, Dave	5	92	18.4	37	0
Thaxton, Jim	4	71	17.8	34	0
Hooker, Fair	4	48	12.0	17	1
Lefear, Billy	4	21	5.3	8	0
Green, Van	1	27	27.0	27	0
Browns	179	2,129	11.9	60t	12
Opponents	139	2,259	16.3	75t	22

INTERCEPTIONS	NO	YDS	AVG	LG	TD
Darden, Thom	8	105	13.1	31	0
Scott, Clarence	4	42	10.5	25	0
Hall, Charlie	3	54	18.0	29t	1
Green, Van	2	56	28.0	36t	1
Garlington, John	2	33	16.5	28	0
Brown, Eddie	2	24	12.0	24	0
Andrews, Billy	1	18	18.0	18	0
Babich, Bob	1	4	4.0	4	0
Thaxton, Jim	1	0	0.0	0	0
Browns	24	336	14.0	36t	2
Opponents	24	423	17.6	59	1

PUNTING	NO	YDS	AVG	IN20	TB	LG	BLK
Cockroft, Don	90	3,643	40.5	0	11	64	0
Browns	90	3,643	40.5	0	11	64	0
Opponents	76	2,885	38.0	0	3	56	0

PUNT RETURNS	NO	FC	YDS	AVG	LG	TD
Pruitt, Greg	27	0	349	12.9	72	0
Darden, Thom	21	0	173	8.2	45	0
Lefear, Billy	2	0	1	0.5	1	0
Brown, Eddie	2	1	0	0.0	0	0
Browns	52	1	523	10.1	72	0
Opponents	68	5	705	10.4	62t	1

KICKOFF RETURNS	NO	YDS	AVG	LG	TD
Lefear, Billy	26	574	22.1	41	0
Pruitt, Greg	22	606	27.5	88t	1
Brown, Eddie	6	138	23.0	36	0
Romaniszyn, Jim	5	48	9.6	17	0
Brown, Ken	1	9	9.0	9	0
Browns	60	1,375	22.9	88t	1
Opponents	55	1,345	24.5	94t	1

FIELD GOALS	1-19	20-29	30-39	40-49	50+	TOT
Cockroft, Don	1/1	7/7	3/3	3/4	0/1	14/16
Browns	1/1	7/7	3/3	3/4	0/1	14/16
Opponents	1/1	3/3	6/7	4/8	0/4	14/23

1975 (3-11)

COACH: Forrest Gregg
DIVISION FINISH: 4th AFC Central
1975 USUAL STARTING LINEUPS

OFFENSE		DEFENSE	
WR 33	Reggie Rucker	LDE 77	Ron East
LT 73	Doug Dieken	LDT 71	Walter Johnson
LG 67	Chuck Hutchinson	RDT 74	Carl Barisich
C 54	Tom DeLeon	RDT 72	Jerry Sherk
65	John DeMarie	RDE 70	MacK Mitchell
RG 78	Bob McKay	MLB 59	Charlie Hall
68	Robert E. Jackson	LLB 52	Dick Ambrose
RT 79	Gerry Sullivan	60	Bob Babich
63	Barry Darrow	RLB 50	John Garlington
TE 81	O. Roan, 89 M. Morin	60	Bob Babich
WR 88	S. Holden, 80 W. Miller	LCB 22	Clarence Scott
QB 15	M. Phipps, 17 B. Sipe	RCB 20	Tom Peters
RB 34	Greg Pruitt	SS 24	P. Athas, 21 V. Green
RB 39	Billy Pritchett	FS 42	N. Craig, 21 V. Green
37	Hugh McKinnis		

RADIO ANNOUNCERS:
 Gib Shanley, Jim Mueller (WHK 1420 AM)

DATE	RESULT	OPPONENT	ATT
9/21	L, 17-24	at Cincinnati Bengals	52,874
9/28	L, 10-42	Minnesota Vikings	68,064
10/5	L, 6-42	Pittsburgh Steelers	73,595
10/12	L, 10-40	Houston Oilers	46,531
10/19	L, 15-16	at Denver Broncos	52,590
10/26	L, 7-23	Washington Redskins	56,702
11/2	L, 7-21	at Baltimore Colts	35,235
11/9	L, 10-21	at Detroit Lions	75,283
11/16	L, 17-38	at Oakland Raiders	50,461
11/23	W, 35-23	Cincinnati Bengals	56,427
11/30	W, 17-16	New Orleans Saints	44,753
12/7	L, 17-31	at Pittsburgh Steelers	47,962
12/14	W, 40-14	Kansas City Chiefs	44,368
12/21	L, 10-21	at Houston Oilers	43,770

TEAM STATISTICS	BROWNS	OPPONENT
Total First Downs	247	274
Rushing	109	124
Passing	114	125
Penalty	24	25
3rd Down: Made/Att	78/210	96/213
3rd Down Pct.	37.1%	45.1%
Total Net Yards	3,807	4,621
Avg. Per Game	271.9	330.1
Total Plays	915	939
Avg. Per Play	4.2	4.9
Net Yards Rushing	1,850	2,032
Avg. Per Game	132.1	145.1
Total Rushes	440	544
Net Yards Passing	1,957	2,589
Avg. Per Game	139.8	184.9
Sacked/Yards Lost	38/340	34/300
Gross Yards	2,297	2,889
Attempts/Completions	437/220	361/202
Completion Pct.	50.3%	56.0%
Had Intercepted	23	10
Punts/Avg.	82/40.5	73/38.5
Net Punting Avg.	82/34.7	73/34.5
Penalties/Yards Lost	85/851	88/729
Fumbles/Ball Lost	35/14	26/16
Touchdowns	24	48
Rushing	14	21
Passing	7	25
Returns	3	2

SCORE BY PERIODS	1ST	2ND	3RD	4TH	OT	TOT
Browns	32	42	59	85	0	— 218
Opponents	92	119	60	101	0	— 372

SCORING	RU	PA	ST	DF	PAT	2RU	2PA	FG	SAF	TP
Cockroft, Don	0	0	0	0	21/24	0	0	17/23	0	72
Pruitt, Greg	8	1	0	0	0/0	0	0	0/0	0	54
McKinnis, H.	4	0	0	0	0/0	0	0	0/0	0	24
Roan, Oscar	0	3	0	0	0/0	0	0	0/0	0	18
Rucker, Reggie	0	3	0	0	0/0	0	0	0/0	0	18
Miller, Willie	0	0	1	0	0/0	0	0	0/0	0	6
Hall, Charlie	0	0	0	1	0/0	0	0	0/0	0	6
Hill, Jim	0	0	0	1	0/0	0	0	0/0	0	6
Brown, Ken	1	0	0	0	0/0	0	0	0/0	0	6
Miller, Cleo	1	0	0	0	0/0	0	0	0/0	0	6
East, Ron	0	0	0	0	0/0	0	0	0/0	1	2

PASSING	ATT	COMP	YDS	PCT	AVIAT	TD	TD%	INT	INT%	LG	TKLD	RATING
Phipps, Mike	313	162	1,749	51.8	5.59	4	1.3	19	6.1	48	28/261	47.5
Sipe, Brian	88	45	427	51.1	4.85	1	1.1	3	3.4	22	8/58	54.5
Cureton, Will	32	10	95	31.3	2.97	1	3.1	1	3.1	16	2/21	38.0
Miller, Willie	1	1	26	100.0	26.00	1	100.0	0	0.0	26t	0/0	158.3
Cockroft, Don	2	2	2	100.0	1.00	0	0.0	0	0.0	1	0/0	79.2
Hynoski, Henry	1	0	0	0.0	0.00	0	0.0	0	0.0	0	0/0	39.6
Browns	437	220	2,299	50.3	5.26	7	1.6	23	5.3	48	38/340	49.4
Opponents	361	202	2,889	56.0	8.00	25	6.9	10	2.8	75t	34/300	93.6

Browns	14	7	1	2	21/24	0	0	17/23	1	218
Opponents	21	25	2	0	45/48	0	0	13/21	0	372

RUSHING	NO	YDS	AVG	LG	TD
Pruitt, Greg	217	1,067	4.9	50	8
Pritchett, Billy	75	199	2.7	19	4
McKinnis, Hugh	71	259	3.6	14	0
Phipps, Mike	18	70	3.9	12	0
Poole, Larry	17	114	6.7	26	0
Brown, Ken	16	45	2.8	8	1
Sipe, Brian	9	60	6.7	21	0
Hynoski, Henry	7	38	5.4	11	0
Miller, Cleo	6	3	0.5	6	1
Holden, Steve	2	-4	-2.0	0	0
Cureton, Will	1	1	1.0	1	0
Miller, Willie	1	-2	-2.0	-2	0
Browns	440	1,850	4.2	50	14
Opponents	544	2,032	3.7	41	21

RECEIVING	NO	YDS	AVG	LG	TD
Rucker, Reggie	60	770	12.8	40t	3
Pruitt, Greg	44	299	6.8	48	1
Roan, Oscar	41	463	11.3	31	3
Holden, Steve	21	320	15.2	28	0
McKinnis, Hugh	17	155	9.1	20	0
Pritchett, Billy	16	109	6.8	18	0
Miller, Willie	7	57	8.1	17	0
Hynoski, Henry	4	31	7.8	15	0
Brown, Ken	2	23	11.5	17	0
Miller, Cleo	2	20	10.0	10	0
Morin, Milt	1	19	19.0	19	0
Lefear, Billy	1	14	14.0	14	0
Parris, Gary	1	12	12.0	12	0
Poole, Larry	1	5	5.0	5	0
Craig, Neal	1	1	1.0	1	0
Green, Van	1	-1	-1.0	-1	0
Browns	220	2,297	10.4	48	7
Opponents	202	2,889	14.3	75t	25

INTERCEPTIONS	NO	YDS	AVG	LG	TD
Hall, Charlie	2	28	14.0	19	0
Scott, Clarence	2	4	2.0	4	0
Hill, Jim	1	56	56.0	56t	1
Graf, Dave	1	19	19.0	19	0
Pitts, John	1	0	0.0	0	0
Craig, Neal	1	0	0.0	0	0
Green, Van	1	0	0.0	0	0
Peters, Tony	1	0	0.0	0	0
Browns	10	107	10.7	56t	1
Opponents	23	340	14.8	67t	1

PUNTING	NO	YDS	AVG	IN20	TB	LG	BLK
Cockroft, Don	82	3,317	40.5	0	7	67	1
Browns	82	3,317	40.5	0	7	67	1
Opponents	73	2,810	38.5	0	8	57	1

PUNT RETURNS	NO	FC	YDS	AVG	LG	TD
Pruitt, Greg	13	1	130	10.0	30	0
Miller, Willie	10	0	47	4.7	23	0
Athas, Pete	5	2	36	7.2	16	0
Poole, Larry	6	0	35	5.8	11	0
Hynoski, Henry	2	0	16	8.0	9	0
Brown, Eddie	2	0	16	8.0	9	0
Lefear, Billy	1	0	14	14.0	14	0
Green, Van	1	0	0	0.0	0	0
Browns	40	3	294	7.3	30	0
Opponents	45	15	469	10.4	48	0

KICKOFF RETURNS	NO	YDS	AVG	LG	TD
Pruitt, Greg	14	302	21.6	40	0
Lefear, Billy	13	412	31.7	92	0
Hynoski, Henry	8	194	24.3	37	0
Brown, Ken	7	126	18.0	29	0
Brown, Eddie	6	126	21.0	27	0
Athas, Pete	6	95	15.8	23	0
Miller, Willie	4	94	23.5	38	0
Miller, Cleo	3	70	23.3	31	0
McKinnis, Hugh	3	39	13.0	16	0
Poole, Larry	2	65	32.5	40	0
Ambrose, Dick	1	3	3.0	3	0
Browns	67	1,526	22.8	92	0
Opponents	48	1,278	26.6	81t	1

FIELD GOALS	1-19	20-29	30-39	40-49	50+	TOT
Cockroft, Don	1/1	7/9	4/6	5/5	0/2	17/23
Browns	1/1	7/9	4/6	5/5	0/2	17/23
Opponents	0/0	6/8	3/5	3/6	1/2	13/2

STAFF
PLAYERS
2021 SEASON
HISTORY
RECORDS
GAME DAY

1976 (9-5)

COACH: Forrest Gregg
DIVISION FINISH: 3rd AFC Central
1976 USUAL STARTING LINEUPS

OFFENSE		DEFENSE	
WR 42 Paul Warfield	LDE 64 Joe Jones	LDE 71 Walter Johnson	
LT 73 Doug Dieken	LDT 72 Jerry Sherk	RDE 70 Mack Mitchell	
LG 69 Pete Adams	RDT 74 Mike St. Clair	LLB 59 Charlie Hall	
C 54 Tom DeLeone	MLB 60 Bick Babich	RLB 86 Gerald Irons	
RG 68 Robert E. Jackson	LLB 59 Charlie Hall	LCB 22 Clarence Scott	
RT 63 Barry Darrow	MLB 60 Bick Babich	RCB 28 R. Bolton, 20 T. Peters	
TE 81 O. Roan, 84 G. Parris	52 Dick Ambrose	SS 49 N. Craig, 24 T. Brown	
WR 33 Reggie Rucker	RLB 86 Gerald Irons	FS 27 Thom Darden	
QB 17 B. Sipe, 15 M. Phipps	LCB 22 Clarence Scott		
RB 34 G. Pruitt, 35 L. Poole	RCB 28 R. Bolton, 20 T. Peters		
RB 30 C. Miller, 43 M. Pruitt	SS 49 N. Craig, 24 T. Brown		

RADIO ANNOUNCERS:
 Gib Shanley, Jim Mueller (WHK 1420 AM)

DATE	RESULT	OPPONENT	ATT
9/12	W, 38-17	New York Jets	67,496
9/19	L, 14-31	at Pittsburgh Steelers	49,169
9/26	L, 13-44	at Denver Broncos	62,775
10/3	L, 24-45	Cincinnati Bengals	75,817
10/10	W, 18-16	Pittsburgh Steelers	76,411
10/17	W, 20-17	at Atlanta Falcons	33,364
10/24	W, 21-17	San Diego Chargers	60,018
10/31	L, 6-21	at Cincinnati Bengals	54,776
11/7	W, 21-7	at Houston Oilers	39,828
11/14	W, 24-3	Philadelphia Eagles	62,120
11/21	W, 24-7	at Tampa Bay Buccaneers	36,930
11/28	W, 17-13	Miami Dolphins	74,715
12/5	W, 13-10	Houston Oilers	56,025
12/12	L, 14-39	at Kansas City Chiefs	34,340

TEAM STATISTICS	BROWNS	OPPONENT
Total First Downs	259	244
Rushing	119	109
Passing	111	111
Penalty	29	24
3rd Down: Made/Att	89/202	76/188
3rd Down Pct.	44.1%	40.4%
Total Net Yards	4,542	3,793
Avg. Per Game	324.4	270.9
Total Plays	925	865
Avg. Per Play	4.9	4.4
Net Yards Rushing	2,295	1,761
Avg. Per Game	163.9	125.8
Total Rushes	533	445
Net Yards Passing	2,247	2,032
Avg. Per Game	160.5	145.1
Sacked/Yards Lost	19/152	30/321
Gross Yards	2,399	2,353
Attempts/Completions	373/209	392/225
Completion Pct.	56.0%	57.4%
Had Intercepted	15	21
Punts/Avg.	66/39.1	71/37.3
Net Punting Avg.	66/31.2	71/32.1
Penalties/Yards Lost	107/1,037	89/711
Fumbles/Ball Lost	46/22	24/11
Touchdowns	32	37
Rushing	9	15
Passing	21	18
Returns	2	4

SCORE BY PERIODS	1ST	2ND	3RD	4TH	OT	TOT
Browns	53	92	56	66	0	267
Opponents	62	83	66	76	0	287

SCORING	RU	PA	ST	DF	PAT	2RU	2PA	FG	SAF	TP
Cockroft, Don	0	0	0	0	27/30	0	0	15/28	0	72
Rucker, Reggie	0	8	0	0	0/0	0	0	0/0	0	48
Warfield, Paul	0	6	0	0	0/0	0	0	0/0	0	36
Pruitt, Greg	4	1	0	0	0/0	0	0	0/0	0	30
Roan, Oscar	4	0	0	0	0/0	0	0	0/0	0	24
Miller, Cleo	4	0	0	0	0/0	0	0	0/0	0	24
Holden, Steve	0	1	0	0	0/0	0	0	0/0	0	6
Jones, Joe	0	0	0	1	0/0	0	0	0/0	0	6
Poole, Larry	1	0	0	0	0/0	0	0	0/0	0	6

PASSING	ATT	CMP	YDS	PCT	AVIAT	TD	TD%	INT	INT%	LG	TKLD	RATNG
Sipe, Brian	312	178	2,113	57.1	6.77	17	5.4	14	4.5	52	16/142	77.3
Phipps, Mike	37	20	146	54.1	3.95	3	8.1	0	0.0	23†	1/6	90.6
Mays, Dave	20	9	101	45.0	5.05	0	0.0	1	5.0	21	2/4	39.8
Pruitt, Greg	3	2	39	66.7	13.00	1	33.3	0	0.0	29	0/0	149.3
Cockroft, Don	1	0	0	0.0	0.00	0	0.0	0	0.0	0	0/0	39.6
Browns	373	209	2,399	56.0	6.43	21	5.6	15	4.0	52	19/152	77.6
Opponents	392	225	2,353	57.4	6.00	18	4.6	21	5.4	69†	32/321	67.9

Duncan, Brian	0	1	0	0	0/0	0	0	0/0	0	6	
Bolton, Ron	0	0	0	1	0/0	0	0	0/0	0	6	
Johnson, Walter	0	0	0	0	0/0	0	0	0/0	0	1	
Sipe, Brian	0	0	0	0	1/1	0	0	0/0	0	1	
Team, Stat	0	0	0	0	0/1	0	0	0/0	0	0	
Browns	9	21	0	2	28/32	0	0	0	15/28	1	267
Opponents	15	18	4	0	32/37	0	0	0	11/19	0	287

RUSHING	NO	YDS	AVG	LG	TD
Pruitt, Greg	209	1,000	4.8	64	4
Miller, Cleo	153	613	4.0	21	4
Poole, Larry	78	356	4.6	26	1
Pruitt, Mike	52	138	2.7	18	0
Sipe, Brian	18	71	3.9	17	0
Duncan, Brian	11	44	4.0	11	0
Mays, Dave	5	14	2.8	6	0
Phipps, Mike	4	26	6.5	24	0
Rucker, Reggie	2	30	15.0	27	0
Warfield, Paul	1	3	3.0	3	0
Browns	533	2,295	4.3	64	9
Opponents	445	1,761	4.0	59	15

RECEIVING	NO	YDS	AVG	LG	TD
Rucker, Reggie	49	676	13.8	45	8
Pruitt, Greg	45	341	7.6	27	1
Warfield, Paul	38	613	16.1	37†	6
Miller, Cleo	16	145	9.1	38	0
Roan, Oscar	15	174	11.6	23†	4
Poole, Larry	14	70	5.0	21	0
Holden, Steve	8	128	16.0	26†	1
Pruitt, Mike	8	26	3.3	15	0
Duncan, Brian	6	49	8.2	17	1
Logan, Dave	5	104	20.8	52	0
Parris, Gary	5	73	14.6	15	0
Browns	209	2,399	11.5	52	21
Opponents	225	2,353	10.5	69†	18

INTERCEPTIONS	NO	YDS	AVG	LG	TD
Darden, Thom	7	73	10.4	21	0
Scott, Clarence	4	11	2.8	5	0
Bolton, Ron	3	76	25.3	39	1
Babich, Bob	2	29	14.5	21	0
Brown, Terry	1	24	24.0	24	0
Hall, Charlie	1	12	12.0	12	0
Craig, Neal	1	8	8.0	8	0
Irons, Gerald	1	1	1.0	1	0
Sherk, Jerry	1	0	0.0	0	0
Browns	21	234	11.1	39	1
Opponents	15	123	8.2	34	0

PUNTING	NO	YDS	AVG	IN20	TB	LG	BLK
Cockroft, Don	64	2,487	38.9	8	4	51	3
Mays, Dave	2	91	45.5	1	0	54	0
Browns	66	2,578	39.1	9	4	54	3
Opponents	71	2,650	37.3	14	0	59	0

PUNT RETURNS	NO	FC	YDS	AVG	LG	TD
Holden, Steve	31	2	205	6.6	38	0
Feacher, Ricky	14	1	142	10.1	49	0
Miller, Willie	5	0	22	4.4	8	0
Browns	50	3	369	7.4	49	0
Opponents	45	8	517	11.5	73†	2

KICKOFF RETURNS	NO	YDS	AVG	LG	TD
Holden, Steve	19	461	24.3	44	0
Feacher, Ricky	14	311	22.2	33	0
Duncan, Brian	6	145	24.2	27	0
Pruitt, Mike	6	106	17.7	30	0
Poole, Larry	3	62	20.7	21	0
Pruitt, Greg	1	27	27.0	27	0
Miller, Cleo	1	23	23.0	23	0
Jackson, Robert E.	1	16	16.0	16	0
Ambrose, Dick	1	16	16.0	16	0
Graf, Dave	1	15	15.0	15	0
Miller, Willie	1	0	0.0	0	0
Browns	54	1,182	21.9	44	0
Opponents	57	1,347	23.6	97	1

FIELD GOALS	1-19	20-29	30-39	40-49	50+	TOT
Cockroft, Don	2/2	3/6	5/6	4/11	1/3	15/28
Browns	2/2	3/6	5/6	4/11	1/3	15/28
Opponents	0/0	2/4	4/6	5/9	0/0	11/19

STAFF

PLAYERS

2021 SEASON

HISTORY

RECORDS

GAME DAY

1977 (6-8)

COACH: Forrest Gregg (first 13 games)/Dick Modzelewski (final game)

DIVISION FINISH: 4th AFC Central

1977 USUAL STARTING LINEUPS

OFFENSE		DEFENSE	
WR 85 Dave Logan	LDE 64 Joe Jones		
42 Paul Warfield	LDT 66 Earl Edwards		
LT 73 Doug Dieken	RDT 78 M. Sims, 72 Jerry Sherk		
LG 65 Henry Sheppard	RDE 74 Mike St. Clair		
C 54 Tom DeLeone	70 Mack Mitchell		
RG 68 Robert E. Jackson	LLB 59 Charlie Hall		
RT 63 Barry Darrow	MLB 52 Dick Ambrose		
TE 81 O. Roan, 84 G. Parris	RLB 86 Gerald Irons		
WR 33 Reggie Rucker	LCB 22 Clarence Scott		
QB 17 Brian Sipe	RCB 21 Oliver Davis		
RB 34 Greg Pruitt	SS 20 Tony Peters		
RB 30 Cleo Miller	FS 27 Thom Darden		

RADIO ANNOUNCERS:

Gib Shanley, Jim Mueller (WHK 1420 AM)

DATE	RESULT	OPPONENT	ATT
9/18	W, 13-3	at Cincinnati Bengals	52,847
9/26	W, 30-27 (OT)	New England Patriots	76,418
10/2	L, 14-28	Pittsburgh Steelers	80,588
10/9	L, 10-26	Oakland Raiders	80,236
10/16	W, 24-23	at Houston Oilers	47,888
10/23	W, 27-16	at Buffalo Bills	60,905
10/30	W, 44-7	Kansas City Chiefs	60,381
11/6	L, 7-10	Cincinnati Bengals	81,932
11/13	L, 31-35	at Pittsburgh Steelers	47,055
11/20	W, 21-7	at New York Giants	72,576
11/27	L, 0-9	Los Angeles Rams	70,352
12/4	L, 14-37	at San Diego Chargers	37,312
12/11	L, 15-19	Houston Oilers	30,898
12/18	L, 19-20	at Seattle Seahawks	61,583

TEAM STATISTICS

	BROWNS	OPPONENT
Total First Downs	271	261
Rushing	119	113
Passing	119	116
Penalty	33	32
3rd Down: Made/Att	76/188	74/186
3rd Down Pct.	40.4%	39.8%
Total Net Yards	4,375	4,115
Avg. Per Game	312.5	293.9
Total Plays	911	889
Avg. Per Play	4.8	4.6
Net Yards Rushing	2,200	2,098
Avg. Per Game	157.1	149.9
Total Rushes	510	524
Net Yards Passing	2,175	2,017
Avg. Per Game	155.4	144.1
Sacked/Yards Lost	24/199	27/281
Gross Yards	2,374	2,298
Attempts/Completions	377/208	340/184
Completion Pct.	55.2%	54.1%
Had Intercepted	31	23
Punts/Avg.	62/39.0	70/37.7
Net Punting Avg.	62/30.0	70/33.1
Penalties/Yards Lost	125/1,046	117/979
Fumbles/Ball Lost	34/22	32/16
Touchdowns	31	32
Rushing	9	14
Passing	19	15
Returns	3	3
Avg. Time Of Possession	30:13	29:47

SCORE BY PERIODS	1ST	2ND	3RD	4TH	OT	TOT
Browns	63	77	40	86	3	— 269
Opponents	68	100	38	61	0	— 267

SCORING	RU	PA	ST	DF	PAT	2RU	2PA	FG	SF	TAP
Cockroft, Don	0	0	0	0	30/31	0	0	17/23	0	81
Miller, Cleo	4	1	0	0	0/0	0	0	0/0	0	30
Parris, Gary	0	5	0	0	0/0	0	0	0/0	0	30
Poole, Larry	1	3	0	0	0/0	0	0	0/0	0	24
Pruitt, Greg	3	1	0	0	0/0	0	0	0/0	0	24
Rucker, Reggie	0	2	0	0	0/0	0	0	0/0	0	12
Warfield, Paul	0	2	0	0	0/0	0	0	0/0	0	12
Roan, Oscar	0	2	0	0	0/0	0	0	0/0	0	12
Pruitt, Mike	1	0	0	0	0/0	0	0	0/0	0	6

PASSING	ATT	CMP	YDS	PCT	AV/AT	TD	TD%	INT	INT%	LG	TKLD	RATING
Sipe, Brian	195	112	1,233	57.4	6.32	9	4.6	14	7.2	52t	16/114	61.8
Mays, Dave	121	67	797	55.4	6.59	6	5.0	10	8.3	60	6/67	57.8
Luck, Terry	50	25	316	50.0	6.32	1	2.0	7	14.0	33	1/8	37.2
Pruitt, Greg	9	4	28	44.4	3.11	3	33.3	0	0.0	13	1/10	91.7
Logan, Dave	2	0	0	0.0	0.00	0	0.0	0	0.0	0	0/0	39.6
Browns	377	208	2,374	55.2	6.30	19	5.0	31	8.2	60	24/199	56.8
Opponents	340	184	2,298	54.1	6.76	15	4.4	23	6.8	67t	31/281	61.9

Luck, Terry	0	1	0	0	0/0	0	0	0/0	0	6		
Logan, Dave	0	1	0	0	0/0	0	0	0/0	0	6		
Darden, Thom	0	0	0	1	0/0	0	0	0/0	0	6		
Scott, C.	0	0	0	1	0/0	0	0	0/0	0	6		
Irons, Gerald	0	0	0	1	0/0	0	0	0/0	0	6		
Duncan, Brian	0	1	0	0	0/0	0	0	0/0	0	6		
Sherk, Jerry	0	0	0	0	0/0	0	0	0/0	0	1		
Browns	9	19	0	3	30/31	0	0	0	0	17/23	1	269
Opponents	14	15	3	0	27/32	0	0	0	0	16/22	0	267

RUSHING	NO	YDS	AVG	LG	TD
Pruitt, Greg	236	1,086	4.6	78t	3
Miller, Cleo	163	756	4.6	38	4
Pruitt, Mike	47	205	4.4	21	1
Poole, Larry	38	118	3.1	12t	1
Sipe, Brian	10	14	1.4	9	0
Duncan, Brian	5	16	3.2	10	0
Mays, Dave	4	2	0.5	2	0
Luck, Terry	3	-2	-0.7	1	0
Rucker, Reggie	2	6	3.0	3	0
Warfield, Paul	1	2	2.0	2	0
Coleman, Greg	1	-3	-3.0	-3	0
Browns	510	2,200	4.3	78t	9
Opponents	524	2,098	4.0	41	14

RECEIVING	NO	YDS	AVG	LG	TD
Miller, Cleo	41	291	7.1	28	1
Pruitt, Greg	37	471	12.7	60	1
Rucker, Reggie	36	565	15.7	40	2
Parris, Gary	21	213	10.1	26t	5
Logan, Dave	19	284	14.9	42	1
Warfield, Paul	18	251	13.9	52t	2
Poole, Larry	17	137	8.1	21	3
Roan, Oscar	13	136	10.5	27	2
Pruitt, Mike	3	12	4.0	6	0
Craig, Reggie	1	5	5.0	5	0
Duncan, Brian	1	5	5.0	5t	1
Luck, Terry	1	4	4.0	4t	1
Browns	208	2,374	11.4	60	19
Opponents	184	2,298	12.5	67t	14

INTERCEPTIONS	NO	YDS	AVG	LG	TD
Darden, Thom	6	107	17.8	49	1
Irons, Gerald	3	99	33.0	53t	1
Scott, Clarence	3	72	24.0	49t	1
Davis, Oliver	3	71	23.7	32	0
Bolton, Ron	3	50	16.7	43	0
Peters, Tony	2	29	14.5	25	0
Hall, Charlie	1	2	2.0	2	0
Jones, Joe	1	0	0.0	0	0
Woolsey, Rolly	1	0	0.0	0	0
Browns	23	430	18.7	53t	3
Opponents	31	343	11.1	53	0

PUNTING	NO	YDS	AVG	IN20	TB	LG	BLK
Coleman, Greg	61	2,389	39.2	21	2	58	0
Cockroft, Don	1	30	30.0	0	1	30	0
Browns	62	2,419	39.0	21	3	58	0
Opponents	70	2,641	37.7	16	5	67	0

PUNT RETURNS	NO	FC	YDS	AVG	LG	TD
Woolsey, Rolly	32	3	290	9.1	44	0
Payton, Edward	3	0	17	5.7	16	0
Feacher, Ricky	2	0	15	7.5	15	0
Craig, Reggie	1	0	0	0.0	0	0
Browns	38	3	322	8.5	44	0
Opponents	31	1	558	18.0	91t	3

KICKOFF RETURNS	NO	YDS	AVG	LG	TD
Duncan, Brian	15	298	19.9	36	0
Feacher, Ricky	11	219	19.9	26	0
Williams, Lawrence	8	199	24.9	32	0
Pruitt, Mike	6	131	21.8	31	0
Ellis, Ken	5	80	16.0	30	0
Payton, Edward	4	91	22.8	34	0
Jackson, Robert E.	1	21	21.0	21	0
Ambrose, Dick	1	20	20.0	20	0
Babich, Bob	1	14	14.0	14	0
Woolsey, Rolly	1	2	2.0	2	0
Browns	53	1,075	20.3	36	0
Opponents	50	986	19.7	45	0

FIELD GOALS	1-19	20-29	30-39	40-49	50+	TOT
Cockroft, Don	0/0	6/6	6/8	5/9	0/0	17/23
Browns	0/0	6/6	6/8	5/9	0/0	17/23
Opponents	1/1	6/6	7/9	2/5	0/1	16/22

STAFF

PLAYERS

2021 SEASON

HISTORY

RECORDS

GAME DAY

1978 (8-8)

STAFF

COACH: Sam Rutigliano
DIVISION FINISH: 3rd AFC Central
1978 USUAL STARTING LINEUPS

OFFENSE		DEFENSE	
WR 85	Dave Logan	LDE 74	Mike St. Clair
LT 73	Doug Dieken	LDT 66	Earl Edwards
LG 65	Henry Sheppard	RDT 72	Jerry Sherk
C 54	Tom DeLeone	RDE 70	M. Mitchell, 64 J. Jones
RG 68	Robert E. Jackson	LOLB 59	Charlie Hall
RT 63	Barry Darrow	MLB 52	Dick Ambrose
TE 82	Ozzie Newsome	ROLB 86	Gerald Irons
WR 33	Reggie Rucker	57	Clay Matthews
QB 17	Brian Sipe	LCB 22	C. Scott, 28 R. Bolton
FB 43	Mike Pruitt	RCB 21	Oliver Davis
30	Clea Miller	SS 20	Tony Peters
RB 34	Greg Pruitt	FS 27	Thom Darden

RADIO ANNOUNCERS:
 Gib Shanley, Jim Mueller (WHK 1420 AM)

PLAYERS

DATE	RESULT	OPPONENT	ATT
9/3	W, 24-7	San Francisco 49ers	68,973
9/10	W, 13-10 (OT)	Cincinnati Bengals	72,691
9/17	W, 24-16	at Atlanta Falcons	56,648
9/24	L, 9-15 (OT)	at Pittsburgh Steelers	49,573
10/1	L, 13-16	Houston Oilers	72,776
10/8	W, 24-16	at New Orleans Saints	50,158
10/15	L, 14-34	Pittsburgh Steelers	81,302
10/22	L, 3-17	at Kansas City Chiefs	41,157
10/29	W, 41-20	Buffalo Bills	51,409
11/5	L, 10-14	at Houston Oilers	45,827
11/12	L, 7-19	Denver Broncos	70,856
11/19	W, 45-24	at Baltimore Colts	45,341
11/26	W, 30-19	Los Angeles Rams	55,158
12/3	L, 24-47	at Seattle Seahawks	62,262
12/10	W, 37-34 (OT)	New York Jets	36,881
12/17	L, 16-48	at Cincinnati Bengals	46,985

2021 SEASON

TEAM STATISTICS	BROWNS	OPPONENT
Total First Downs	293	329
Rushing	133	117
Passing	130	174
Penalty	30	38
3rd Down: Made/Att	85/217	96/230
3rd Down Pct.	39.2%	41.7%
Total Net Yards	5,347	5,352
Avg. Per Game	334.2	334.5
Total Plays	1,036	1,083
Avg. Per Play	5.2	4.9
Net Yards Rushing	2,488	2,149
Avg. Per Game	155.5	134.3
Total Rushes	559	563
Net Yards Passing	2,859	3,203
Avg. Per Game	178.7	200.2
Sacked/Yards Lost	35/278	31/232
Gross Yards	3,137	3,435
Attempts/Completions	442/236	489/265
Completion Pct.	53.4%	54.2%
Had Intercepted	21	27
Punts/Avg.	79/39.1	82/38.4
Net Punting Avg.	79/34.5	82/34.5
Penalties/Yards Lost	127/1,165	131/1,110
Fumbles/Ball Lost	50/29	35/18
Touchdowns	40	42
Rushing	17	19
Passing	22	20
Returns	1	3
Avg. Time Of Possession	30:06	29:54

HISTORY

SCORE BY PERIODS	1ST	2ND	3RD	4TH	OT	TOT
Browns	50	115	85	78	6	— 334
Opponents	46	99	60	145	6	— 356

SCORING	RU	PA	ST	DF	PAT	ZRU	ZPA	FG	SAP	TF
Cockroft, Don	0	0	0	0	37/40	0	0	19/28	0	94
Rucker, Reggie	0	8	0	0	0/0	0	0	0/0	0	48
Hill, Calvin	1	6	0	0	0/0	0	0	0/0	0	42
Pruitt, Mike	5	0	0	0	0/0	0	0	0/0	0	30

RECORDS

PASSING	ATT	CMP	YDS	PCT	AV/AT	TD	TD%	INT	INT%	LG	TKLD	RATNG
Sipe, Brian	399	222	2,906	55.6	7.28	21	5.3	15	3.8	69t	29/229	80.7
Miller, Mark	39	13	212	33.3	5.44	1	2.6	4	10.3	44	5/47	21.5
Evans, Johnny	1	1	19	100.0	19.00	0	0.0	0	0.0	0	0/0	118.8
Pruitt, Greg	3	0	0	0.0	0.00	0	0.0	2	66.7	0	0/0	0.0
Hill, Calvin	0	0	0	0.0	0.00	0	0.0	0	0.0	0	1/2	39.6
Browns	442	236	3,137	53.4	7.10	22	5.0	21	4.8	69t	35/278	72.9
Opponents	489	265	3,435	54.2	7.02	20	4.1	27	5.5	72t	31/232	67.1

* Led NFL

Pruitt, Greg	3	2	0	0	0/0	0	0	0/0	0	30
Logan, Dave	0	4	0	0	0/0	0	0	0/0	0	24
Newsome, Ozzie	2	2	0	0	0/0	0	0	0/0	0	24
Sipe, Brian	3	0	0	0	0/0	0	0	0/0	0	18
Miller, Cleo	1	0	0	0	0/0	0	0	0/0	0	6
Collins, Larry	1	0	0	0	0/0	0	0	0/0	0	6
Davis, Oliver	0	0	0	1	0/0	0	0	0/0	0	6
Miller, Mark	1	0	0	0	0/0	0	0	0/0	0	6
Browns	17	22	0	1	37/40	0	0	19/28	0	334
Opponents	19	20	3	0	36/41	0	0	22/29	1	356

RUSHING	NO	YDS	AVG	LG	TD
Pruitt, Greg	176	960	5.5	70t	3
Pruitt, Mike	135	560	4.1	71t	5
Miller, Cleo	89	336	3.8	18	1
Hill, Calvin	80	289	3.6	21	1
Sipe, Brian	28	87	3.1	35	3
Collins, Larry	22	64	2.9	19	1
Newsome, Ozzie	13	96	7.4	33t	2
Miller, Mark	7	63	9.0	17	1
Sullivan, Tom	5	7	1.4	5	0
Rucker, Reggie	2	14	7.0	9	0
Evans, Johnny	2	12	6.0	12	0
Browns	559	2,488	4.5	71t	17
Opponents	563	2,149	3.8	39	19

RECEIVING	NO	YDS	AVG	LG	TD
Rucker, Reggie	43	893	20.8	69t	8
Newsome, Ozzie	38	589	15.5	47	2
Pruitt, Greg	38	292	7.7	26t	2
Logan, Dave	37	585	15.8	44	4
Hill, Calvin	25	334	13.4	53t	6
Miller, Cleo	20	152	7.6	23	0
Pruitt, Mike	20	112	5.6	15	0
Wright, Keith	8	76	9.5	20	0
Feacher, Ricky	4	76	19.0	42	0
Sullivan, Tom	1	20	20.0	20	0
Parris, Gary	1	4	4.0	4	0
Collins, Larry	1	4	4.0	4	0
Browns	236	3,137	13.3	69t	22
Opponents	265	3,435	13.0	72t	20

INTERCEPTIONS	NO	YDS	AVG	LG	TD
Darden, Thom	10*	200	20.0	46	0
Davis, Oliver	6	65	10.8	33	1
Scott, Clarence	3	15	5.0	7	0
Ambrose, Dick	2	46	23.0	39	0
Irons, Gerald	2	9	4.5	9	0
Peters, Tony	2	7	3.5	7	0
Hill, Charlie	1	6	6.0	6	0
Matthews, Clay	1	5	5.0	5	0
Browns	27	353	13.1	46	1
Opponents	21	343	16.3	65	2

PUNTING	NO	YDS	AVG	IN20	TB	LG	BLK
Evans, Johnny	79	3,089	39.1	16	8	65	0
Browns	79	3,089	39.1	16	8	65	0
Opponents	82	3,146	38.4	14	9	56	0

PUNT RETURNS	NO	FC	YDS	AVG	LG	TD
Wright, Keith	37	16	288	7.8	42	0
Newsome, Ozzie	2	1	29	14.5	24	0
Browns	39	17	317	8.1	42	0
Opponents	41	5	366	8.9	39	0

KICKOFF RETURNS	NO	YDS	AVG	LG	TD
Collins, Larry	32	709	22.2	41	0
Wright, Keith	30	789	26.3	86	0
Sullivan, Tom	4	90	22.5	27	0
Rich, Randy	2	43	21.5	24	0
Pruitt, Greg	1	31	31.0	31	0
Jackson, Robert E.	1	19	19.0	19	0
Miller, Cleo	1	15	15.0	15	0
Rucker, Reggie	1	1	1.0	1	0
Browns	72	1,697	23.6	86	0
Opponents	72	1,469	20.4	95t	1

FIELD GOALS	1-19	20-29	30-39	40-49	50+	TOT
Cockroft, Don	1/2	6/7	2/5	10/12	0/2	19/28
Browns	1/2	6/7	2/5	10/12	0/2	19/28
Opponents	2/2	9/9	5/10	6/8	0/0	22/29

GAME DAY

1979 (9-7)

COACH: Sam Rutigliano
DIVISION FINISH: 3rd AFC Central
1979 USUAL STARTING LINEUPS

OFFENSE		DEFENSE	
WR 85 Dave Logan	LDE 77 Lyle Alzado	LTD 78 Mickey Sims	RDT 72 Jerry Sherk
LT 73 Doug Dieken	MLB 52 Dick Ambrose	ROLB 57 Clay Matthews	LCB 28 Ron Bolton
LG 63 Cody Risien	RCB 21 Oliver Davis	SS 22 Clarence Scott	FS 27 Thom Darden
C 54 Tom DeLeone			
RG 68 Robert E. Jackson			
RT 65 Henry Sheppard			
TE 82 Ozzie Newsome			
WR 33 Reggie Rucker			
QB 17 Brian Sipe			
FB 43 Mike Pruitt			
RB 35 C. Hill, 34 G. Pruitt			

RADIO ANNOUNCERS:
 Gib Shanley, Jim Mueller (WHK 1420 AM)

DATE	RESULT	OPPONENT	ATT
9/2	W, 25-22 (OT)	at New York Jets	48,472
9/9	W, 27-24	at Kansas City Chiefs	42,181
9/16	W, 13-10	Baltimore Colts	73,889
9/24	W, 26-7	Dallas Cowboys	80,123
9/30	L, 10-31	at Houston Oilers	48,915
10/7	L, 35-51	Pittsburgh Steelers	81,260
10/14	L, 9-13	Washington Redskins	63,323
10/21	W, 28-27	Cincinnati Bengals	75,119
10/28	W, 38-20	at St. Louis Cardinals	47,845
11/4	W, 24-19	at Philadelphia Eagles	69,019
11/11	L, 24-29	Seattle Seahawks	72,440
11/18	W, 30-24 (OT)	Miami Dolphins	80,374
11/25	L, 30-33 (OT)	at Pittsburgh Steelers	48,773
12/2	W, 14-7	Houston Oilers	69,112
12/9	L, 14-19	at Oakland Raiders	52,641
12/16	L, 12-16	at Cincinnati Bengals	42,183

TEAM STATISTICS	BROWNS	OPPONENT
Total First Downs	350	307
Rushing	125	136
Passing	189	158
Penalty	36	13
3rd Down: Made/Att	99/222	105/240
3rd Down Pct.	44.6%	43.8%
Total Net Yards	5,772	5,650
Avg. Per Game	360.8	353.1
Total Plays	1,092	1,076
Avg. Per Play	5.3	5.3
Net Yards Rushing	2,281	2,604
Avg. Per Game	142.6	162.8
Total Rushes	504	577
Net Yards Passing	3,491	3,046
Avg. Per Game	218.2	190.4
Sacked/Yards Lost	43/347	31/243
Gross Yards	3,838	3,289
Attempts/Completions	545/289	468/271
Completion Pct.	53.0%	57.9%
Had Intercepted	27	16
Punts/Avg.	69/41.2	80/41.4
Net Punting Avg.	69/35.8	80/37.1
Penalties/Yards Lost	82/709	118/1,018
Fumbles/Ball Lost	28/17	39/16
Touchdowns	45	42
Rushing	16	25
Passing	28	14
Returns	1	3
Avg. Time Of Possession	29:29	30:31

SCORE BY PERIODS	1ST	2ND	3RD	4TH	OT	TOT
Browns	91	66	78	115	9	359
Opponents	94	81	60	114	3	352

SCORING	RU	PA	ST	DF	PAT	2RU	2PA	FG	SAF	TP
Cockroft, Don	0	0	0	0	38/43	0	0	17/29	0	89
Pruitt, Mike	9	2	0	0	0/0	0	0	0/0	0	66
Newsome, O.	0	9	0	0	0/0	0	0	0/0	0	54
Logan, Dave	0	7	0	0	0/0	0	0	0/0	0	42
Rucker, Reggie	0	6	0	0	0/0	0	0	0/0	0	36
Hill, Calvin	1	2	0	0	0/0	0	0	0/0	0	18
Moriarity, Pat	2	0	0	0	0/0	0	0	0/0	0	12

PASSING	ATT	CMP	YDS	PCT	AVIAT	TD	TD%	INT	INT%	LG	TKLD	RATING
Sipe, Brian	535	286	3,793	53.5	7.09	28*	5.2	26	4.9	74	43/347	73.4
Miller, Mark	8	2	31	25.0	3.88	0	0.0	1	12.5	17	0/0	3.6
Evans, Johnny	2	1	14	50.0	7.00	0	0.0	0	0.0	14	0/0	72.9
Browns	545	289	3,838	53.0	7.04	28	5.1	27	5.0	74	43/347	72.1
Opponents	468	271	3,289	57.9	7.03	14	3.0	16	3.4	62	31/243	75.3

* Tied NFL Lead

Sipe, Brian	2	0	0	0	0/0	0	0	0/0	0	12	
Feacher, Ricky	0	1	0	0	0/0	0	0	0/0	0	6	
Pruitt, Greg	0	1	0	0	0/0	0	0	0/0	0	6	
Miller, Cleo	1	0	0	0	0/0	0	0	0/0	0	6	
Darden, Thom	0	0	0	1	0/0	0	0	0/0	0	6	
Hill, Dino	1	0	0	0	0/0	0	0	0/0	0	6	
Team, Stat	0	0	0	0	0/1	0	0	0/0	0	0	
Browns	16	28	0	1	38/44	0	0	0	17/29	0	359
Opponents	25	14	3	0	34/42	0	0	0	22/35	0	352

RUSHING	NO	YDS	AVG	LG	TD
Pruitt, Mike	264	1,294	4.9	77t	9
Pruitt, Greg	62	233	3.8	27	0
Hill, Calvin	53	193	3.6	33	1
Sipe, Brian	45	188	4.2	34	2
Miller, Cleo	39	213	5.5	39t	1
Hill, Dino	22	152	6.9	52t	1
Moriarity, Pat	14	11	0.8	8	2
Adams, Willis	2	4	2.0	3	0
Newsome, Ozzie	1	6	6.0	6	0
Feacher, Ricky	1	-1	-1.0	-1	0
Miller, Mark	1	-2	-2.0	-2	0
Browns	504	2,291	4.5	77t	16
Opponents	577	2,604	4.5	71t	25

RECEIVING	NO	YDS	AVG	LG	TD
Logan, Dave	59	982	16.6	46	7
Newsome, Ozzie	55	781	14.2	74	9
Rucker, Reggie	43	749	17.4	54	6
Pruitt, Mike	41	372	9.1	50t	2
Hill, Calvin	38	381	10.0	31	2
Miller, Cleo	26	251	9.7	33	0
Pruitt, Greg	14	155	11.1	27	1
Feacher, Ricky	7	103	14.7	25	1
Hill, Dino	2	14	7.0	8	0
Moriarity, Pat	1	17	17.0	17	0
Weathers, Curtis	1	14	14.0	14	0
Wright, Keith	1	13	13.0	13	0
Adams, Willis	1	6	6.0	6	0
Browns	289	3,838	13.3	74	28
Opponents	271	3,289	12.1	62	14

INTERCEPTIONS	NO	YDS	AVG	LG	TD
Darden, Thom	5	125	25.0	39t	1
Scott, Clarence	3	56	18.7	29	0
Bolton, Ron	3	20	6.7	13	0
Hill, Charlie	2	14	7.0	11	0
Davis, Oliver	1	33	33.0	33	0
Matthews, Clay	1	30	30.0	30	0
Ambrose, Dick	1	0	0.0	0	0
Browns	16	278	17.4	39t	1
Opponents	27	315	11.7	50	1

PUNTING	NO	YDS	AVG	IN20	TB	LG	BLK
Evans, Johnny	69	2,844	41.2	7	9	59	2
Browns	69	2,844	41.2	7	9	59	2
Opponents	80	3,313	41.4	9	9	61	0

PUNT RETURNS	NO	FC	YDS	AVG	LG	TD
Hill, Dino	29	5	295	10.2	47	0
Wright, Keith	12	6	50	4.2	13	0
Newsome, Ozzie	0	1	0	0.0	0	0
Burrell, Clinton	0	2	0	0.0	0	0
Browns	41	14	345	8.4	47	0
Opponents	45	2	375	8.3	38	0

KICKOFF RETURNS	NO	YDS	AVG	LG	TD
Hill, Dino	50	1,014	20.3	33	0
Wright, Keith	15	402	26.8	45	0
Feacher, Ricky	2	51	25.5	27	0
Rich, Randy	2	10	5.0	6	0
Pruitt, Greg	1	22	22.0	22	0
Jackson, Robert E.	1	18	18.0	18	0
Miller, Cleo	1	14	14.0	14	0
Weathers, Curtis	1	0	0.0	0	0
Miller, Matt	1	0	0.0	0	0
Moriarity, Pat	1	0	0.0	0	0
Browns	75	1,531	20.4	45	0
Opponents	70	1,324	18.9	51	0

FIELD GOALS	1-19	20-29	30-39	40-49	50+	TOT
Cockroft, Don	0/0	5/6	8/12	3/8	1/3	17/29
Browns	0/0	5/6	8/12	3/8	1/3	17/29
Opponents	1/2	6/9	9/13	6/11	0/0	22/35

STAFF
PLAYERS
2021 SEASON
HISTORY
RECORDS
GAME DAY

1980 (11-5)

COACH: Sam Rutigliano
DIVISION FINISH: 1st AFC Central
1980 USUAL STARTING LINEUPS

OFFENSE		DEFENSE	
WR 85	Dave Logan	LDE 90	Marshall Harris
LT 73	Doug Dieken	NT 91	Henry Bradley
LG 65	Henry Sheppard	RDE 77	Lyle Alzado
C 54	Tom DeLeone	LOLB 59	Charlie Hall
RG 64	Joe DeLamielleure	LILB 56	Robert L. Jackson
RT 63	Cody Risien	RILB 52	Dick Ambrose
TE 82	Ozzie Newsome	ROLB 57	Clay Matthews
WR 33	Reggie Rucker	LCB 28	Ron Bolton
QB 17	Brian Sipe	RCB 49	Clinton Burrell
FB 43	Mike Pruitt	FS 27	Thom Darden
RB 34	Greg Pruitt	SS 22	Clarence Scott

RADIO ANNOUNCERS: Gib Shanley, Jim Mueller (WHK 1420 AM)

DATE	RESULT	OPPONENT	ATT
9/7	L, 17-34	at New England Patriots	49,222
9/15	L, 7-16	Houston Oilers	80,243
9/21	W, 20-13	Kansas City Chiefs	63,614
9/28	W, 34-27	at Tampa Bay Buccaneers	65,540
10/5	L, 16-19	Denver Broncos	81,065
10/12	W, 27-3	at Seattle Seahawks	61,366
10/19	W, 26-21	Green Bay Packers	75,548
10/26	W, 27-26	Pittsburgh Steelers	79,095
11/3	W, 27-21	Chicago Bears	83,224
11/9	W, 28-27	at Baltimore Colts	45,369
11/16	L, 13-16	at Pittsburgh Steelers	54,563
11/23	W, 31-7	Cincinnati Bengals	79,253
11/30	W, 17-14	at Houston Oilers	51,514
12/7	W, 17-14	New York Jets	78,454
12/14	L, 23-28	at Minnesota Vikings	42,202
12/21	W, 27-24	at Cincinnati Bengals	50,058
PLAYOFF			
1/4	L, 12-14	Oakland Raiders	77,655

TEAM STATISTICS	BROWNS	OPPONENT
Total First Downs	336	340
Rushing	102	105
Passing	207	197
Penalty	27	38
3rd Down: Made/Att	98/207	105/220
3rd Down Pct.	47.3%	47.7%
Total Net Yards	5,588	5,626
Avg. Per Game	349.3	351.6
Total Plays	1,016	1,051
Avg. Per Play	5.5	5.4
Net Yards Rushing	1,673	1,761
Avg. Per Game	104.6	110.1
Total Rushes	436	485
Net Yards Passing	3,915	3,865
Avg. Per Game	244.7	241.6
Sacked/Yards Lost	23/217	31/224
Gross Yards	4,132	4,089
Attempts/Completions	557/338	536/336
Completion Pct.	60.7%	62.7%
Had Intercepted	14	22
Punts/Avg.	66/38.3	63/37.4
Net Punting Avg.	66/34.6	63/34.7
Penalties/Yards Lost	117/1,042	96/766
Fumbles/Ball Lost	24/14	23/10
Touchdowns	45	37
Rushing	15	12
Passing	30	23
Returns	0	2
Avg. Time Of Possession	28:44	31:16

SCORE BY PERIODS	1ST	2ND	3RD	4TH	OT	TOT
Browns	41	134	84	98	0	— 357
Opponents	32	69	109	100	0	— 310

SCORING	RU	PA	ST	DF	PAT	ZRU	ZPA	FG	SAF	TP	
Cockroft, Don	0	0	0	0	39/44	0	0	0	16/26	0	87
Pruitt, Mike	6	0	0	0	0/0	0	0	0	0/0	0	36
Hill, Calvin	0	6	0	0	0/0	0	0	0	0/0	0	36
White, Charles	5	1	0	0	0/0	0	0	0	0/0	0	36

Pruitt, Greg	0	5	0	0	0/0	0	0	0/0	0	30
Logan, Dave	0	4	0	0	0/0	0	0	0/0	0	24
Feacher, Ricky	0	4	0	0	0/0	0	0	0/0	0	24
Rucker, Reggie	0	4	0	0	0/0	0	0	0/0	0	24
Wright, Keith	0	3	0	0	0/0	0	0	0/0	0	18
Newsome, Ozzie	0	3	0	0	0/0	0	0	0/0	0	18
Miller, Cleo	3	0	0	0	0/0	0	0	0/0	0	18
Sipe, Brian	1	0	0	0	0/0	0	0	0/0	0	6
Team, Stat	0	0	0	0	0/1	0	0	0/0	0	0
Browns	15	30	0	0	39/45	0	0	16/26	0	357
Opponents	12	23	2	0	32/37	0	0	18/29	1	310

RUSHING	NO	YDS	AVG	LG	TD
Pruitt, Mike	249	1,034	4.2	56T	6
White, Charles	86	279	3.2	16	5
Pruitt, Greg	40	117	2.9	19	0
Miller, Cleo	28	139	5.0	50	3
Sipe, Brian	20	55	2.8	24	1
McDonald, Paul	3	-2	-0.7	0	0
Evans, Johnny	3	-6	-2.0	0	0
Hall, Dino	2	26	13.0	19	0
Newsome, Ozzie	2	13	6.5	9	0
Adams, Willis	2	7	3.5	15	0
Hill, Calvin	1	11	11.0	11	0
Browns	436	1,673	3.8	56T	15
Opponents	485	1,761	3.6	32	12

RECEIVING	NO	YDS	AVG	LG	TD
Pruitt, Mike	63	471	7.5	28	0
Rucker, Reggie	52	768	14.8	45	4
Logan, Dave	51	822	16.1	65	4
Newsome, Ozzie	51	594	11.6	44	3
Pruitt, Greg	50	444	8.9	43	5
Hill, Calvin	27	383	14.2	50	6
White, Charles	17	153	9.0	31t	1
Feacher, Ricky	10	244	24.4	55	8
Adams, Willis	8	165	20.6	39	0
Wright, Keith	3	62	20.7	39t	3
Oden, McDonald	3	18	6.0	8	0
Miller, Cleo	2	8	4.0	7	0
Browns	337	4,132	12.3	65	30
Opponents	336	4,089	12.2	72	23

INTERCEPTIONS	NO	YDS	AVG	LG	TD
Bolton, Ron	6	62	10.3	29	0
Burrell, Clinton	5	51	10.2	29	0
Darden, Thom	2	42	21.0	23	0
Jackson, Robert L.	2	15	7.5	9	0
Scott, Clarence	2	14	7.0	9	0
Hall, Charlie	2	3	1.5	3	0
Davis, Oliver	1	70	70.0	47	0
Matthews, Clay	1	6	6.0	6	0
Johnson, Lawrence	1	3	3.0	3	0
Browns	22	266	12.1	47	0
Opponents	14	270	19.3	93t	0

PUNTING	NO	YDS	AVG	IN20	TB	LG	BLK
Evans, Johnny	66	2,530	38.3	12	7	56	0
Browns	66	2,530	38.3	12	7	56	0
Opponents	63	2,356	37.4	16	4	62	0

PUNT RETURNS	NO	FC	YDS	AVG	LG	TD
Wright, Keith	29	4	129	4.4	15	0
Hall, Dino	6	3	41	6.8	14	0
Browns	35	7	170	4.9	15	0
Opponents	38	6	245	6.4	15	0

KICKOFF RETURNS	NO	YDS	AVG	LG	TD
Hall, Dino	32	691	21.6	40	0
Wright, Keith	25	576	23.0	50	0
Miller, Cleo	2	22	11.0	13	0
White, Charles	1	20	20.0	20	0
Jackson, Robert E.	1	0	0.0	0	0
Flint, Judson	1	0	0.0	0	0
Darden, Thom	1	-1	-1.0	-1	0
Browns	63	1,308	20.8	50	0
Opponents	71	1,018	14.3	31	0

FIELD GOALS	1-19	20-29	30-39	40-49	50+	TOT
Cockroft, Don	0/0	6/7	5/7	5/9	0/3	16/26
Browns	0/0	6/7	5/7	5/9	0/3	16/26
Opponents	3/3	7/7	5/11	3/6	0/2	18/29

PASSING	ATT	CMP	YDS	PCT	AVIAT	TD	TD%	INT	INT%	LG	TKLD	RATING
Sipe, Brian	554	337	4,132	60.8	7.46	30	5.4	14	2.5	65	23/217	91.4
Cockroft, Don	1	0	0	0.0	0.00	0	0.0	0	0.0	0	0/0	39.6
Browns	555	337	4,132	60.7	7.45	30	5.4	14	2.5	65	23/217	91.2
Opponents	480	306	3,746	63.8	7.80	20	4.2	20	4.2	72	31/218	84.3

1981 (5-11)

COACH: Sam Rutigliano
DIVISION FINISH: 4th AFC Central
1981 USUAL STARTING LINEUPS

OFFENSE		DEFENSE	
WR 85	Dave Logan	LDE 90	M. Harris, 97 T. Brown
LT 73	Doug Dieken	NT 91	Henry Bradley
LG 68	Robert E. Jackson	RDE 77	Lyle Alzado
C 65	Henry Sheppard	LOLB 50	Don Goode
C 54	Tom DeLeone	LILB 56	Robert L. Jackson
79	Gerry Sullivan	RILB 52	Dick Ambrose
RG 64	Joe DeLamielleure	ROLB 57	Clay Matthews
RT 63	Cody Risien	LCB 28	Ron Bolton
TE 82	Ozzie Newsome	RCB 48	L. Johnson, 29 H. Dixon
WR 33	Reggie Rucker	SS 22	Clarence Scott
83	Ricky Feacher	FS 49	C. Burrell, 27 T. Darden
QB 17	Brian Sipe		
FB 43	Mike Pruitt		
RB 34	G. Pruitt, 25 C. White		

RADIO ANNOUNCERS:
 Gib Shanley, Jim Mueller (WHK 1420 AM)

DATE	RESULT	OPPONENT	ATT
9/7	L, 14-44	San Diego Chargers	78,904
9/13	L, 3-9	Houston Oilers	79,483
9/20	W, 20-17	at Cincinnati Bengals	52,170
9/27	W, 28-17	Atlanta Falcons	78,283
10/4	L, 16-27	at Los Angeles Rams	63,924
10/11	L, 7-13	at Pittsburgh Steelers	53,255
10/18	W, 20-17	New Orleans Saints	76,059
10/25	W, 42-28	Baltimore Colts	78,986
11/1	L, 13-22	at Buffalo Bills	78,266
11/8	L, 20-23 (OT)	at Denver Broncos	74,859
11/15	W, 15-12	at San Francisco 49ers	52,445
11/22	L, 10-32	Pittsburgh Steelers	77,958
11/29	L, 21-41	Cincinnati Bengals	75,186
12/3	L, 13-17	at Houston Oilers	44,502
12/12	L, 13-14	New York Jets	56,866
12/20	L, 21-42	at Seattle Seahawks	51,435

TEAM STATISTICS	BROWNS	OPPONENT
Total First Downs	364	299
Rushing	131	119
Passing	196	157
Penalty	37	23
3rd Down: Made/Att	92/225	78/212
3rd Down Pct.	40.9%	36.8%
Total Net Yards	5,915	5,394
Avg. Per Game	369.7	337.1
Total Plays	1,138	1,016
Avg. Per Play	5.2	5.3
Net Yards Rushing	1,929	2,078
Avg. Per Game	120.6	129.9
Total Rushes	474	516
Net Yards Passing	3,986	3,289
Avg. Per Game	249.1	205.6
Sacked/Yards Lost	40/353	31/223
Gross Yards	4,339	3,512
Attempts/Completions	624/348	469/275
Completion Pct.	55.8%	58.6%
Had Intercepted	27	15
Punts/Avg.	68/42.4	78/40.7
Net Punting Avg.	68/38.7	78/35.9
Penalties/Yards Lost	109/971	100/870
Fumbles/Ball Lost	38/26	31/20
Touchdowns	32	45
Rushing	11	14
Passing	21	28
Returns	0	3
Avg. Time Of Possession	30:59	29:01

SCORE BY PERIODS	1ST	2ND	3RD	4TH	OT	TOT
Browns	31	109	55	81	0	276
Opponents	89	103	82	98	3	375

SCORING	RU	PA	ST	DF	PAT	ZRU	ZPA	FG	SAF	TP
Bahr, Matt	0	0	0	0	22/22	0	0	13/20	0	61
Pruitt, Mike	7	1	0	0	0/0	0	0	0/0	0	48
Newsome, O.	0	6	0	0	0/0	0	0	0/0	0	36

PASSING	ATT	CMP	YDS	PCT	AV/AT	TD	TD%	INT	INT%	LG	TKLD	RATING
Sipe, Brian	567	313	3,876	55.2	6.84	17	3.0	25	4.4	62	34/310	68.2
McDonald, Paul	57	35	463	61.4	8.12	4	7.0	2	3.5	46	6/43	95.9
Browns	624	348	4,339	55.8	6.95	21	3.4	27	4.3	62	40/353	70.7
Opponents	469	275	3,512	58.6	7.49	28	6.0	15	3.2	60t	29/223	88.7

Logan, Dave	0	4	0	0	0/0	0	0	0/0	0	24	
Pruitt, Greg	0	4	0	0	0/0	0	0	0/0	0	24	
Jacobs, Dave	0	0	0	0	9/10	0	0	0	4/12	0	21
Feacher, Ricky	0	3	0	0	0/0	0	0	0	0/0	0	18
Hill, Calvin	0	2	0	0	0/0	0	0	0	0/0	0	12
Miller, Cleo	2	0	0	0	0/0	0	0	0	0/0	0	12
Rucker, Reggie	0	1	0	0	0/0	0	0	0	0/0	0	6
White, Charles	1	0	0	0	0/0	0	0	0	0/0	0	6
Sipe, Brian	1	0	0	0	0/0	0	0	0	0/0	0	6
Team, Stat	0	0	0	0	0/0	0	0	0	0	1	2
Cox, Steve	0	0	0	0	0/0	0	0	0	0/1	0	0
Browns	11	21	0	0	31/32	0	0	0	17/31	1	276
Opponents	14	28	3	0	40/45	0	0	0	21/34	1	375

RUSHING	NO	YDS	AVG	LG	TD
Pruitt, Mike	247	1,103	4.5	21	7
White, Charles	97	342	3.5	26	1
Miller, Cleo	52	165	3.2	13	2
Sipe, Brian	38	153	4.0	22	1
Pruitt, Greg	31	124	4.0	15	0
Hill, Calvin	4	23	5.8	9	0
Newsome, Ozzie	2	20	10.0	14	0
McDonald, Paul	2	0	0.0	2	0
Feacher, Ricky	1	-1	-1.0	-1	0
Browns	474	1,929	4.1	26	11
Opponents	516	2,078	4.0	29	14

RECEIVING	NO	YDS	AVG	LG	TD
Newsome, Ozzie	69	1,002	14.5	62	6
Pruitt, Greg	65	636	9.8	33	4
Pruitt, Mike	63	442	7.0	21	1
Logan, Dave	31	497	16.0	40t	4
Feacher, Ricky	29	654	22.6	48	3
Rucker, Reggie	27	532	19.7	49	1
White, Charles	27	219	8.1	21	0
Hill, Calvin	17	150	8.8	23	2
Miller, Cleo	16	139	8.7	17	0
Fulton, Don	2	38	19.0	27	0
Adams, Willis	1	24	24.0	24	0
Oden, McDonald	1	6	6.0	6	0
Browns	348	4,339	12.5	62	21
Opponents	275	3,512	12.8	60t	28

INTERCEPTIONS	NO	YDS	AVG	LG	TD
Scott, Clarence	4	46	11.5	26	0
Darden, Thom	3	68	22.7	45	0
Flint, Judson	2	33	16.5	33	0
Matthews, Clay	2	14	7.0	8	0
Bolton, Ron	1	3	3.0	3	0
Goode, Don	1	1	1.0	1	0
Logan, Dave	1	0	0.0	0	0
Ambrose, Dick	1	0	0.0	0	0
Browns	15	165	11.0	45	0
Opponents	27	347	12.9	82t	0

PUNTING	NO	YDS	AVG	IN20	TB	LG	BLK
Cox, Steve	68	2,884	42.4	11	12	66	2
Browns	68	2,884	42.4	11	12	66	2
Opponents	78	3,173	40.7	20	6	59	0

PUNT RETURNS	NO	FC	YDS	AVG	LG	TD
Hall, Dino	33	6	248	7.5	40	0
Montgomery, C.	17	0	121	7.1	17	0
Browns	50	6	369	7.4	40	0
Opponents	30	4	253	8.4	34	0

KICKOFF RETURNS	NO	YDS	AVG	LG	TD
Hall, Dino	36	813	22.6	48	0
Montgomery, C.	14	334	23.9	38	0
White, Charles	12	243	20.3	32	0
Pruitt, Greg	3	82	27.3	30	0
Miller, Cleo	3	35	11.7	22	0
Brown, Thomas	2	17	8.5	10	0
Johnson, Eddie	1	7	7.0	7	0
Miller, Matt	1	6	6.0	6	0
Browns	72	1,537	21.3	48	0
Opponents	45	1,156	25.7	88	0

FIELD GOALS	1-19	20-29	30-39	40-49	50+	TOT
Bahr, Matt	3/3	5/5	5/9	0/2	0/1	13/20
Jacobs, Dave	0/0	2/3	2/6	0/1	0/2	4/12
Cox, Steve	0/0	0/0	0/0	0/0	0/1	0/1
Browns	3/3	7/8	7/15	0/3	0/4	17/33
Opponents	1/1	8/12	6/9	5/11	1/1	21/34

STAFF PLAYERS 2021 SEASON HISTORY RECORDS GAME DAY

1982 (4-5)

STAFF

COACH: Sam Rutigliano
CONFERENCE FINISH: 8th American Conference
1982 USUAL STARTING LINEUPS

OFFENSE		DEFENSE	
WR 85	Dave Logan	LDE 90	Marshall Harris
LT 73	Doug Dieken	NT 91	H. Bradley, 79 B. Golic
LG 68	Robert E. Jackson	RDE 92	Mike Robinson
C 54	Tom DeLeone	99	Keith Baldwin
RG 64	Joe DeLamielleure	LOLB 56	Chip Banks
RT 63	Cody Risien	LILB 50	Tom Cousineau
TE 82	Ozzie Newsome	RILB 52	Dick Ambrose
WR 83	Ricky Feacher	ROLB 57	Clay Matthews
QB 17	Brian Sipe	55	Curtis Weathers
16	Paul McDonald	LCB 28	Ron Bolton
FB 43	Mike Pruitt	48	Lawrence Johnson
RB 25	Charles White	RCB 29	Hanford Dixon
		SS 49	Clinton Burrell
		FS 22	Clarence Scott

RADIO ANNOUNCERS:
 Gib Shanley, Jim Mueller (WHK 1420 AM)

PLAYERS

DATE	RESULT	OPPONENT	ATT
9/12	W, 21-7	at Seattle Seahawks	55,907
9/19	L, 21-24	Philadelphia Eagles	78,830
11/21	W, 10-7	New England Patriots	51,281
11/25	L, 14-31	at Dallas Cowboys	46,267
12/5	L, 13-30	San Diego Chargers	54,064
12/12	L, 10-23	at Cincinnati Bengals	54,305
12/19	W, 10-9	Pittsburgh Steelers	67,139
12/26	W, 20-14	at Houston Oilers	36,559
1/2	L, 21-37	at Pittsburgh Steelers	52,312
PLAYOFF			
1/8	L, 10-27	at Los Angeles Raiders	56,555

TEAM STATISTICS	BROWNS	OPPONENT
Total First Downs	176	189
Rushing	64	82
Passing	96	94
Penalty	16	13
3rd Down: Made/Att	43/127	52/106
3rd Down Pct.	33.9%	49.1%
4th Down: Made/Att	5/6	3/8
4th Down Pct.	83.3%	37.5%
Total Net Yards	2,708	3,141
Avg. Per Game	300.9	349.0
Total Plays	616	594
Avg. Per Play	4.4	5.3
Net Yards Rushing	873	1,292
Avg. Per Game	97.0	143.6
Total Rushes	256	306
Net Yards Passing	1,845	1,822
Avg. Per Game	205.0	202.4
Sacked/Yards Lost	26/212	22/145
Gross Yards	2,057	1,967
Attempts/Completions	334/174	266/144
Completion Pct.	52.1%	54.1%
Had Intercepted	16	17
Punts/Avg.	48/39.3	40/38.8
Net Punting Avg.	48/34.8	40/35.5
Penalties/Yards Lost	59/461	57/436
Fumbles/Ball Lost	15/8	20/11
Touchdowns	17	23
Rushing	7	13
Passing	9	9
Returns	1	1
Avg. Time Of Possession	30:00	30:00

SCORE BY PERIODS	1ST	2ND	3RD	4TH	OT	TOT
Browns	20	34	24	62	0	140
Opponents	28	60	38	56	0	182

SCORING	RU	PA	ST	DF	PAT	2RU	2PA	FG	SAF	TP
Bahr, Matt	0	0	0	0	17/17	0	0	7/15	0	38
Feacher, Ricky	0	3	0	0	0/0	0	0	0/0	0	18

2021 SEASON

HISTORY

RECORDS

GAME DAY

Newsome, Ozzie	0	3	0	0	0/0	0	0	0/0	0	18
Pruitt, Mike	3	0	0	0	0/0	0	0	0/0	0	18
White, Charles	3	0	0	0	0/0	0	0	0/0	0	18
Logan, Dave	0	2	0	0	0/0	0	0	0/0	0	12
Burrell, Clinton	0	0	0	1	0/0	0	0	0/0	0	6
Davis, Johnny	1	0	0	0	0/0	0	0	0/0	0	6
Hall, Dino	0	1	0	0	0/0	0	0	0/0	0	6
Cox, Steve	0	0	0	0	0/0	0	0	0/1	0	0
Browns	7	9	0	1	17/17	0	0	7/16	0	140
Opponents	13	9	1	0	21/23	0	0	7/11	1	182

SACKS: C. Banks 5.5, B. Golic 4, M. Robinson 3, C. Burrell 2, E. Franks 2, M. Harris 1.5, K. Baldwin 1, T. Cousineau 1, H. Dixon 1, C. Weathers 1 **Browns: 22.0, Opponents: 26.0**

RUSHING	NO	YDS	AVG	LG	TD
Pruitt, Mike	143	516	3.6	17	3
White, Charles	69	259	3.8	18	3
Miller, Cleo	16	61	3.8	17	0
Sipe, Brian	13	44	3.4	12	0
McDonald, Paul	7	-3	-0.4	10	0
Davis, Johnny	4	3	0.8	2	1
Hall, Dino	2	14	7.0	13	0
Cox, Steve	2	-11	-5.5	0	0
Browns	256	883	3.4	18	7
Opponents	306	1,292	4.2	34	13

RECEIVING	NO	YDS	AVG	LG	TD
Newsome, Ozzie	49	633	12.9	54	3
White, Charles	34	283	8.3	36	0
Feacher, Ricky	28	408	14.6	46	3
Logan, Dave	23	346	15.0	56	2
Pruitt, Mike	22	140	6.4	13	0
Walker, Dwight	8	136	17.0	46	0
Hall, Dino	5	78	15.6	31	1
Miller, Cleo	3	20	6.7	11	0
Fulton, Dan	1	9	9.0	9	0
Oden, McDonald	1	4	4.0	4	0
Browns	174	2,057	11.8	56	9
Opponents	144	1,967	13.7	60	9

INTERCEPTIONS	NO	YDS	AVG	LG	TD
Dixon, Hanford	4	22	5.5	22	0
Johnson, Lawrence	4	17	4.3	17	0
Scott, Clarence	3	29	9.7	24	0
Banks, Chip	1	14	14.0	14	0
Burrell, Clinton	1	14	14.0	14	1
Cousineau, Tom	1	6	6.0	6	0
Ambrose, Dick	1	0	0.0	0	0
Bolton, Ron	1	0	0.0	0	0
Flint, Judson	1	0	0.0	0	0
Browns	17	102	6.0	24	1
Opponents	16	164	10.3	37	0

PUNTING	NO	YDS	AVG	IN20	TB	LG	BLK
Cox, Steve	48	1,887	39.3	11	6	52	1
Browns	48	1,887	39.3	11	6	52	1
Opponents	40	1,552	38.8	9	2	54	0

PUNT RETURNS	NO	FC	YDS	AVG	LG	TD
Walker, Dwight	19	6	101	5.3	14	0
Hall, Dino	4	0	33	8.3	10	0
Browns	23	6	134	5.8	14	0
Opponents	30	2	216	7.2	24	0

KICKOFF RETURNS	NO	YDS	AVG	LG	TD
Hall, Dino	22	430	19.5	32	0
Walker, Dwight	13	295	22.7	36	0
Nicolas, Scott	2	16	8.0	10	0
Green, David	1	13	13.0	13	0
Browns	38	754	19.8	36	0
Opponents	23	424	18.4	30	0

FIELD GOALS	1-19	20-29	30-39	40-49	50+	TOT
Bahr, Matt	1/1	3/4	1/3	2/7	0/0	7/15
Cox, Steve	0/0	0/0	0/0	0/0	0/1	0/1
Browns	1/1	3/4	1/3	2/7	0/1	7/16
Opponents	0/0	2/2	2/4	3/4	0/1	7/11

PASSING	ATT	CMP	YDS	PCT	AVIAT	TD	TD%	INT	INT%	LG	TKLD	RATING
Sipe, Brian	185	101	1,064	54.6	5.75	4	2.2	8	4.3	40t	13/117	60.7
McDonald, Paul	149	73	993	49.0	6.66	5	3.4	8	5.4	56t	13/95	59.5
Browns	334	174	2,057	52.1	6.16	9	2.7	16	4.8	56t	26/212	60.2
Opponents	266	144	1,967	54.1	7.39	9	3.4	17	6.4	60	22/145	62.7

1983 (9-7)

COACH: Sam Rutigliano
DIVISION FINISH: 2nd AFC Central
1983 USUAL STARTING LINEUPS

OFFENSE		DEFENSE	
WR 89	Bobby Jones	LDE 96	Reggie Camp
83	Ricky Feacher	NT 79	Bob Golic
LT 73	Doug Dieken	RDE 99	Keith Baldwin
LG 68	Robert E. Jackson	94	Elvis Franks
C 61	Mike Baab	LOLB 56	Chip Banks
RG 64	Joe DeLamielleure	LILB 52	Dick Ambrose
RT 63	Cody Risien	58	Scott Nicolas
TE 82	Ozzie Newsome	RILB 50	Tom Cousineau
WR 85	Dave Logan	ROLB 57	Clay Matthews
80	Willis Adams	LCB 48	Lawrence Johnson
QB 17	Brian Sipe	RCB 29	Hanford Dixon
FB 43	M. Pruitt, 38 J. Davis	SS 49	C. Burrell, 22 C. Scott
RB 30	Boyce Green	FS 21	Mike Whitwell

RADIO ANNOUNCERS:
 Gib Shanley, Jim Mueller (WHK 1420 AM)

DATE	RESULT	OPPONENT	ATT
9/4	L, 21-27	Minnesota Vikings	70,087
9/11	W, 31-26	at Detroit Lions	60,095
9/15	W, 17-7	Cincinnati Bengals	79,700
9/25	W, 30-24 (OT)	at San Diego Chargers	49,482
10/2	L, 9-24	Seattle Seahawks	75,446
10/9	W, 10-7	New York Jets	78,235
10/16	L, 17-44	at Pittsburgh Steelers	59,263
10/23	L, 21-28	at Cincinnati Bengals	50,047
10/30	W, 25-19 (OT)	Houston Oilers	66,955
11/6	L, 21-35	at Green Bay Packers	54,089
11/13	W, 20-0	Tampa Bay Buccaneers	56,091
11/20	W, 30-0	at New England Patriots	40,987
11/27	W, 41-23	Baltimore Colts	65,812
12/4	L, 6-27	at Denver Broncos	70,912
12/11	L, 27-34	at Houston Oilers	29,746
12/18	W, 30-17	Pittsburgh Steelers	72,313

TEAM STATISTICS	BROWNS	OPPONENT
Total First Downs	327	309
Rushing	113	138
Passing	186	155
Penalty	28	16
3rd Down: Made/Att	99/222	82/204
3rd Down Pct.	44.6%	40.2%
4th Down: Made/Att	8/16	4/14
4th Down Pct.	50.0%	28.6%
Total Net Yards	5,583	5,139
Avg. Per Game	348.9	321.2
Total Plays	1,065	1,030
Avg. Per Play	5.2	5.0
Net Yards Rushing	1,922	2,065
Avg. Per Game	120.1	129.1
Total Rushes	465	528
Net Yards Passing	3,661	3,074
Avg. Per Game	228.8	192.1
Sacked/Yards Lost	33/271	33/239
Gross Yards	3,932	3,313
Attempts/Completions	567/324	469/280
Completion Pct.	57.1%	59.7%
Had Intercepted	28	28
Punts/Avg.	70/40.8	73/40.5
Net Punting Avg.	73/36.2	70/36.4
Penalties/Yards Lost	115/988	105/940
Fumbles/Ball Lost	21/10	30/10
Touchdowns	42	42
Rushing	13	15
Passing	27	22
Returns	2	5
Avg. Time Of Possession	30:50	29:10

SCORE BY PERIODS	1ST	2ND	3RD	4TH	OT	TOT
Browns	76	120	82	66	12	356
Opponents	70	125	63	84	0	342

SCORING	RU	PA	ST	DF	PAT	2RU	2PA	FG	SF	TP
Bahr, Matt	0	0	0	0	38/40	0	0	21/24	0	101
Pruitt, Mike	10	2	0	0	0/0	0	0	0/0	0	72
Newsome, O.	0	6	0	0	0/0	0	0	0/0	0	36
Jones, Bobby	0	4	0	0	0/0	0	0	0/0	0	24
Green, Boyce	3	1	0	0	0/0	0	0	0/0	0	24
Feacher, Ricky	0	3	0	0	0/0	0	0	0/0	0	18

PASSING	ATT	CMP	YDS	PCT	AVI/AT
Sipe, Brian	496	291	3,566	58.7	7.19
McDonald, Paul	68	32	351	47.1	5.16
Walker, Dwight	3	1	25	33.3	8.33
Browns	567	324	3,942	57.1	6.95
Opponents	469	280	3,313	59.7	7.06

Holt, Harry	0	3	0	0	0/0	0	0	0/0	0	18
Adams, Willis	0	2	0	0	0/0	0	0	0/0	0	12
Belk, Rocky	0	2	0	0	0/0	0	0	0/0	0	12
Logan, Dave	0	2	0	0	0/0	0	0	0/0	0	12
Walker, Dwight	0	1	0	0	0/0	0	0	0/0	0	6
Banks, Chip	0	0	0	1	0/0	0	0	0/0	0	6
Golic, Bob	0	0	0	1	0/0	0	0	0/0	0	6
Dieken, Doug	0	1	0	0	0/0	0	0	0/0	0	6
Cox, Steve	0	0	0	0	0/0	0	0	1/1	0	3
Browns	13	27	0	2	38/40	0	0	22/25	0	356
Opponents	15	22	5	0	40/42	0	0	16/22	1	342

SACKS: C. Matthews 6.0, E. Franks 5.0, R. Camp 4.5, T. Cousineau 4.0, C. Banks 4.0, B. Golic 3.5, D. Puzelli 2.0, M. Whitwell 1.0, K. Baldwin 1.0, H. Dixon 1.0 **Browns: 32.0, Opponents 33.0**

RUSHING	NO	YDS	AVG	LG	TD
Pruitt, Mike	293	1,184	4.0	27	10
Green, Boyce	104	497	4.8	29	3
Sipe, Brian	26	56	2.2	9	0
Walker, Dwight	19	100	5.3	15	0
Davis, Johnny	13	42	3.2	16	0
McDonald, Paul	3	17	5.7	10	0
Holt, Harry	3	8	2.7	4	0
Jones, Bobby	1	19	19.0	19	0
Adams, Willis	1	2	2.0	2	0
Hall, Dino	1	2	2.0	2	0
Belk, Rocky	1	-5	-5.0	-5	0
Browns	465	1,922	4.1	29	13
Opponents	528	2,065	3.9	40	15

RECEIVING	NO	YDS	AVG	LG	TD
Newsome, Ozzie	89	970	10.9	66t	6
Logan, Dave	37	627	16.9	34	2
Jones, Bobby	36	507	14.1	32t	4
Pruitt, Mike	30	157	5.2	21	2
Holt, Harry	29	420	14.5	48t	3
Walker, Dwight	29	273	9.4	35	1
Green, Boyce	25	167	6.7	33	1
Adams, Willis	20	374	18.7	59	2
Feacher, Ricky	13	217	16.7	42t	3
Belk, Rocky	5	141	28.2	62t	0
Davis, Johnny	5	20	4.0	10	0
Hall, Dino	4	33	8.3	18	0
Dieken, Doug	1	14	14.0	14t	1
Stracka, Tim	1	12	12.0	12	0
Browns	324	3,332	12.1	66t	27
Opponents	280	3,312	11.8	80t	22

INTERCEPTIONS	NO	YDS	AVG	LG	TD
Cousineau, Tom	4	47	11.8	15	0
Banks, Chip	3	95	31.7	65t	1
Whitwell, Mike	3	67	22.3	28	0
Dixon, Hanford	3	41	13.7	35	0
Burrell, Clinton	2	0	0.0	0	0
Johnson, Lawrence	2	0	0.0	0	0
Scott, Clarence	2	0	0.0	0	0
Perry, Rod	1	21	21.0	21	0
Gross, Al	1	18	18.0	18	0
Golic, Bob	1	7	7.0	7t	1
Browns	22	296	13.5	65t	2
Opponents	28	508	18.1	73t	0

PUNTING	NO	YDS	AVG	IN20	TB	LG	BLK
Gossett, Jeff	70	2,854	40.8	17	8	60	0
Browns	70	2,854	40.8	17	8	60	0
Opponents	73	2,954	40.5	18	5	61	0

PUNT RETURNS	NO	FC	YDS	AVG	LG	TD
Hall, Dino	39	12	284	7.3	19	0
Walker, Dwight	3	0	26	8.7	13	0
Browns	42	12	310	7.4	19	0
Opponents	30	10	309	10.3	66	0

KICKOFF RETURNS	NO	YDS	AVG	LG	TD
Walker, Dwight	29	627	21.6	38	0
Green, Boyce	17	350	20.6	30	0
Hall, Dino	11	237	21.5	28	0
Ferguson, Vegas	2	36	18.0	27	0
Nicolas, Scott	2	29	14.5	15	0
Davis, Johnny	1	8	8.0	8	0
Contz, Bill	1	3	3.0	3	0
Browns	63	1,290	20.5	38	0
Opponents	61	1,155	18.9	93t	0

FIELD GOALS	1-19	20-29	30-39	40-49	50+	TOT
Bahr, Matt	1/1	9/9	5/6	6/7	0/1	21/24
Cox, Steve	0/0	0/0	0/0	0/0	1/1	1/1
Browns	1/1	9/9	5/6	6/7	1/2	22/25
Opponents	2/2	5/6	4/6	2/5	1/1	14/20

TD	TD%	INT	INT%	LG	TKLD	RATING
26	5.2	23	4.6	66t	27/233	79.1
1	1.5	4	5.9	27	6/38	43.0
0	0.0	1	33.3	25	0/0	25.2
27	4.8	28	4.9	66t	33/271	74.0
21	4.5	22	4.7	80t	32/239	76.6

STAFF

PLAYERS

2021 SEASON

HISTORY

RECORDS

GAME DAY

1984 (5-11)

STAFF

COACH: Sam Rutigliano (first 8 games)/Marty Schottenheimer (last 8 games)
DIVISION FINISH: 3rd AFC Central

1984 USUAL STARTING LINEUPS

OFFENSE		DEFENSE	
WR 83	Ricky Feacher	LDE 96	Reggie Camp
86	Brian Brennan	NT 79	Bob Golic
LT 73	Doug Dieken	RDE 99	Keith Baldwin
LG 68	Robert E. Jackson	LOLB 56	Chip Banks
C 61	Mike Baab	LILB 51	Eddie Johnson
RG 64	Joe DeLamielleure	RILB 50	Tom Cousineau
RT 75	Bill Cortz	ROLB 57	Clay Matthews
TE 82	Ozzie Newsome	LCB 48	Lawrence Johnson
WR 84	Duriel Harris	31	Frank Minnifield
86	Brian Brennan	RCB 29	Hanford Dixon
QB 16	Paul McDonald	SS 27	Al Gross
FB 38	Johnny Davis	FS 20	Don Rogers
RB 43	M. Pruitt, 30 B. Green		

RADIO ANNOUNCERS:
 Gib Shanley, Jim Mueller (WHK 1420 AM)

PLAYERS

DATE	RESULT	OPPONENT	ATT
9/3	L, 0-33	at Seattle Seahawks	59,540
9/9	L, 17-20	at Los Angeles Rams	43,043
9/16	L, 14-24	Denver Broncos	61,980
9/23	W, 20-10	Pittsburgh Steelers	77,312
9/30	L, 6-10	at Kansas City Chiefs	40,785
10/7	L, 16-17	New England Patriots	53,036
10/14	L, 20-24	New York Jets	55,673
10/21	L, 9-12	at Cincinnati Bengals	50,667
10/28	L, 14-16	New Orleans Saints	52,489
11/4	W, 13-10	at Buffalo Bills	33,343
11/11	L, 7-41	San Francisco 49ers	60,092
11/18	W, 23-7	at Atlanta Falcons	28,280
11/25	W, 27-10	Houston Oilers	46,077
12/2	L, 17-20 (OT)	Cincinnati Bengals	51,774
12/9	L, 20-23	at Pittsburgh Steelers	55,825
12/16	W, 27-20	at Houston Oilers	33,676

2021 SEASON

TEAM STATISTICS	BROWNS	OPPONENT
Total First Downs	295	270
Rushing	89	103
Passing	180	145
Penalty	26	22
3rd Down: Made/Att	89/228	86/217
3rd Down Pct.	39.0%	39.6%
4th Down: Made/Att	6/13	4/13
4th Down Pct.	46.2%	30.8%
Total Net Yards	4,828	4,641
Avg. Per Game	301.8	290.1
Total Plays	1,039	995
Avg. Per Play	4.6	4.7
Net Yards Rushing	1,696	1,945
Avg. Per Game	106.0	121.6
Total Rushes	489	494
Net Yards Passing	3,132	2,696
Avg. Per Game	195.8	168.5
Sacked/Yards Lost	55/358	43/353
Gross Yards	3,490	3,049
Attempts/Completions	495/273	458/261
Completion Pct.	55.2%	57.0%
Had Intercepted	23	20
Punts/Avg.	76/42.3	77/40.6
Net Punting Avg.	76/35.8	77/36.4
Penalties/Yards Lost	111/928	108/765
Fumbles/Ball Lost	31/16	34/15
Touchdowns	25	30
Rushing	10	10
Passing	14	15
Returns	1	5
Avg. Time Of Possession	30:52	29:08

HISTORY

SCORE BY PERIODS	1ST	2ND	3RD	4TH	OT	TOT
Browns	54	81	44	71	0	— 250
Opponents	61	97	53	83	3	— 297

RECORDS

SCORING	RU	PA	OFF	DF	PAT	2RU	2PA	FG	SAF	TP
Bahr, Matt	0	0	0	0	25/25	0	0	24/32	0	97
Pruitt, Mike	6	0	0	0	0/0	0	0	0/0	0	36
Newsome, O.	0	5	0	0	0/0	0	0	0/0	0	30
Brennan, Brian	0	3	0	0	0/0	0	0	0/0	0	18
Byner, Earnest	2	0	1	0	0/0	0	0	0/0	0	18
Davis, Bruce	0	2	0	0	0/0	0	0	0/0	0	12
Harris, Duriel	0	2	0	0	0/0	0	0	0/0	0	12

GAME DAY

PASSING	ATT	CMP	YDS	PCT	AVI/AT	TD	TD%	INT	INT%	LG	TKLD	RATING
McDonald, Paul	493	271	3,472	55.0	7.04	14	2.8	23	4.7	64	53/345	67.3
Cox, Steve	1	1	16	100.0	16.00	0	0.0	0	0.0	16	0/0	118.8
Flick, Tom	1	1	2	100.0	2.00	0	0.0	0	0.0	2	2/13	79.2
Browns	495	273	3,490	55.2	7.05	14	2.8	23	4.6	64	55/358	67.5
Opponents	458	261	3,049	57.0	6.66	15	3.3	20	4.4	61t	43/353	70.0

Feacher, Ricky	0	1	0	0	0/0	0	0	0/0	0	6
Davis, Johnny	1	0	0	0	0/0	0	0	0/0	0	6
Green, Boyce	0	1	0	0	0/0	0	0	0/0	0	6
McDonald, Paul	1	0	0	0	0/0	0	0	0/0	0	6
Cox, Steve	0	0	0	0	0/0	0	0	0/0	0	3
Browns	10	14	1	0	25/25	0	0	0	13	3
Opponents	10	15	5	0	30/30	0	0	0	29/33	0

SACKS: R. Camp 14.0, C. Matthews 12.0, K. Baldwin 4.5, C. Hairston 4.0, C. Banks 2.5, D. Puzuzelli 2.0, B. Golic 2.0, E. Franks 1.5, E. Johnson 0.5 **Browns: 43.0, Opponents: 55.0**

RUSHING	NO	YDS	AVG	LG	TD
Green, Boyce	202	673	3.3	29	0
Pruitt, Mike	163	506	3.1	14	6
Byner, Earnest	72	426	5.9	54	2
White, Charles	24	62	2.6	8	0
McDonald, Paul	22	4	0.2	10	1
Davis, Johnny	3	15	5.0	8	1
Holt, Harry	1	12	12.0	12	0
Davis, Bruce	1	6	6.0	6	0
Walker, Dwight	1	-8	-8.0	-8	0
Browns	489	1,696	3.5	54	10
Opponents	494	1,945	3.9	64	10

RECEIVING	NO	YDS	AVG	LG	TD
Newsome, Ozzie	89	1,001	11.2	52	5
Brennan, Brian	35	455	13.0	52	3
Harris, Duriel	32	512	16.0	43	2
Feacher, Ricky	22	282	12.8	64	1
Adams, Willis	21	261	12.4	24	0
Holt, Harry	20	261	13.1	36	0
Green, Boyce	12	124	10.3	44t	1
Byner, Earnest	11	118	10.7	26	0
Walker, Dwight	10	122	12.2	25	0
Davis, Bruce	7	119	17.0	43	2
Pruitt, Mike	5	29	5.8	9	0
White, Charles	5	29	5.8	17	0
Young, Glen	1	47	47.0	47	0
Bolden, Rickey	1	19	19.0	19	0
Stracka, Tim	1	15	15.0	15	0
McDonald, Paul	1	-4	-4.0	-4	0
Browns	273	3,490	12.8	64	14
Opponents	261	3,049	11.7	61t	15

INTERCEPTIONS	NO	YDS	AVG	LG	TD
Gross, Al	5	103	20.6	47	0
Dixon, Hanford	5	31	6.2	18	0
Cousineau, Tom	2	9	4.5	9	0
Johnson, Eddie	2	3	1.5	3	0
Rogers, Don	1	39	39.0	39	0
Minnifield, Frank	1	26	26.0	26	0
Perry, Rod	1	17	17.0	17	0
Banks, Chip	1	8	8.0	8	0
Johnson, Lawrence	1	0	0.0	0	0
Rockins, Chris	1	0	0.0	0	0
Browns	20	236	11.8	47	0
Opponents	23	518	22.5	85	0

PUNTING	NO	YDS	AVG	IN20	TB	LG	BLK
Cox, Steve	74	3,213	43.4	16	8	69	2
Team, Stat	2	0	0.0	0	0	0	0
Browns	76	3,213	42.3	16	8	69	2
Opponents	77	3,123	40.6	21	7	61	0

PUNT RETURNS	NO	FC	YDS	AVG	LG	TD
Brennan, Brian	25	10	199	8.0	19	0
Harris, Duriel	9	0	73	8.1	13	0
Walker, Dwight	6	3	50	8.3	13	0
Browns	40	13	322	8.1	19	0
Opponents	43	7	489	11.4	42	0

KICKOFF RETURNS	NO	YDS	AVG	LG	TD
Byner, Earnest	22	415	18.9	28	0
Davis, Bruce	18	369	20.5	40	0
Brown, Preston	8	136	17.0	27	0
Young, Glen	5	134	26.8	36	0
White, Charles	5	80	16.0	23	0
Nicolas, Scott	1	12	12.0	12	0
Cortz, Bill	1	10	10.0	10	0
Holt, Harry	1	1	1.0	1	0
Browns	61	1,157	19.0	40	0
Opponents	52	1,159	22.3	46	0

FIELD GOALS	1-19	20-29	30-39	40-49	50+	TOT
Bahr, Matt	3/3	12/12	2/7	6/9	1/1	24/32
Cox, Steve	0/0	0/0	0/0	0/0	1/3	1/3
Browns	3/3	12/12	2/7	6/9	2/4	25/35
Opponents	0/0	13/13	7/9	7/9	2/2	29/33

1985 (8-8)

COACH: Marty Schottenheimer
DIVISION FINISH: 1st AFC Central

1985 USUAL STARTING LINEUPS

OFFENSE		DEFENSE	
WR 85	Clarence Weathers	LDE 96	Reggie Camp
LT 74	P. Farren, 77 R. Bolden	NT 79	Bob Golic
LG 62	George Lijja	RDE 78	Carl Hairston
C 61	Mike Baab	LOLB 56	Chip Banks
RG 69	D. Fike, 77 R. Bolden	LILB 51	Eddie Johnson
RT 63	Cody Risien	RILB 50	Tom Cousineau
TE 82	Ozzie Newsome	58	Scott Nicolas
WR 86	Brian Brennan	ROLB 57	Clay Matthews
83	Fred Banks	LCB 31	Frank Minnifield
QB 19	Bernie Kosar	RCB 29	Hanford Dixon
18	Gary Danielson	SS 27	Al Gross
FB 34	Kevin Mack	FS 20	Don Rogers
RB 44	Earnest Byner		

RADIO ANNOUNCERS:

Neo Chandler, Doug Dieken, Jim Mueller (WHK 1420 AM)

DATE	RESULT	OPPONENT	ATT
9/8	L, 24-27 (OT)	St. Louis Cardinals	62,107
9/16	W, 17-7	Pittsburgh Steelers	79,042
9/22	L, 7-20	at Dallas Cowboys	61,456
9/29	W, 21-7	at San Diego Chargers	52,107
10/6	W, 24-20	New England Patriots	62,139
10/13	W, 21-6	at Houston Oilers	38,386
10/20	L, 20-21	Los Angeles Raiders	77,928
10/27	L, 7-14	Washington Redskins	78,540
11/3	L, 9-10	at Pittsburgh Steelers	51,976
11/10	L, 10-27	at Cincinnati Bengals	57,293
11/17	W, 17-7	Buffalo Bills	50,764
11/24	W, 24-6	Cincinnati Bengals	74,439
12/1	W, 35-33	at New York Giants	66,482
12/8	L, 13-31	at Seattle Seahawks	58,477
12/15	W, 28-21	Houston Oilers	50,793
12/22	L, 10-37	at New York Jets	59,073
		PLAYOFF	
1/4	L, 21-24	at Miami Dolphins	75,128

TEAM STATISTICS

	BROWNS	OPPONENT
Total First Downs	271	297
Rushing	119	106
Passing	128	172
Penalty	24	19
3rd Down: Made/Att	79/216	83/228
3rd Down Pct.	36.6%	36.4%
4th Down: Made/Att	13/21	7/15
4th Down Pct.	61.9%	46.7%
Total Net Yards	4,921	4,958
Avg. Per Game	307.6	309.9
Total Plays	989	1,050
Avg. Per Play	5.0	4.7
Net Yards Rushing	2,285	1,851
Avg. Per Game	142.8	115.7
Total Rushes	539	497
Net Yards Passing	2,636	3,107
Avg. Per Game	164.8	194.2
Sacked/Yards Lost	36/249	44/353
Gross Yards	2,885	3,460
Attempts/Completions	414/222	509/289
Completion Pct.	53.6%	56.8%
Had Intercepted	13	18
Punts/Avg.	81/40.3	91/42.2
Net Punting Avg.	81/36.5	91/38.1
Penalties/Yards Lost	99/751	102/773
Fumbles/Ball Lost	40/23	28/9
Touchdowns	35	34
Rushing	16	14
Passing	17	18
Returns	2	2
Avg. Time Of Possession	28:52	31:08

SCORE BY PERIODS

	1ST	2ND	3RD	4TH	OT	TOT
Browns	44	68	78	97	0	287
Opponents	75	81	50	85	3	294

SCORING

	RU	PA	ST	DF	PAT	2RU	2PA	FG	SAF	TPT
Bahr, Matt	0	0	0	0	35/35	0	0	14/18	0	77
Byner, Earnest	8	2	0	0	0/0	0	0	0/0	0	60
Mack, Kevin	7	3	0	0	0/0	0	0	0/0	0	60

PASSING	ATT	CMP	YDS	PCT	AVI/AT	TD	TD%	INT	INT%	LG	TKLD	RATING
Kosar, Bernie	248	124	1,578	50.0	6.36	8	3.2	7	2.8	68†	19/121	69.3
Danielson, Gary	163	97	1,274	59.5	7.82	8	4.9	6	3.7	72†	17/128	85.3
Brennan, Brian	1	1	33	100.0	33.00	1	100.0	0	0.0	33†	0/0	158.3
Fontenot, Herman	1	0	0	0.0	0.00	0	0.0	0	0.0	0	0/0	39.6
Gossett, Jeff	1	0	0	0.0	0.00	0	0.0	0	0.0	0	0/0	39.6
Browns	414	222	2,885	53.6	6.97	17	4.1	13	3.1	72†	36/249	76.4
Opponents	509	289	3,460	56.8	6.80	18	3.5	18	3.5	54†	44/353	74.8

Newsome, O.	0	5	0	0	0/0	0	0	0	0/0	0	30
Weathers, C.	0	3	0	0	0/0	0	0	0	0/0	0	18
Banks, Fred	0	2	0	0	0/0	0	0	0	0/0	0	12
Brennan, Brian	0	0	1	0	0/0	0	0	0	0/0	0	6
Young, Glen	0	1	0	0	0/0	0	0	0	0/0	0	6
Holt, Harry	0	1	0	0	0/0	0	0	0	0/0	0	6
Gross, Al	0	0	0	1	0/0	0	0	0	0/0	0	6
Kosar, Bernie	1	0	0	0	0/0	0	0	0	0/0	0	6
Browns	16	17	1	1	35/35	0	0	0	14/18	0	287
Opponents	14	18	2	0	33/34	0	0	0	19/29	0	294

SACKS: C. Banks 11.0, R. Camp 8.5, C. Hairston 7.0, C. Matthews 6.0, B. Golic 3.0, C. Weathers 3.0, T. Cousineau 1.5, K. Baldwin 1.0, S. Clancy 1.0, S. Nicolas 1.0, C. Rockins 0.5, E. Johnson 0.5
Browns: 44.0, Opponents: 36.0

RUSHING

	NO	YDS	AVG	LG	TD
Mack, Kevin	222	1,104	5.0	61	7
Byner, Earnest	244	1,002	4.1	36	8
Danielson, Gary	27	126	4.7	28	0
Allen, Greg	8	32	4.0	8	0
Weathers, Clarence	1	18	18.0	18	0
Davis, Johnny	4	9	2.3	5	0
Dickey, Curtis	2	6	3.0	5	0
Baab, Mike	1	0	0.0	0	0
Kosar, Bernie	26	-12	-0.5	10	1
Browns	535	2,285	4.3	61	16
Opponents	497	1,851	3.7	58†	14

RECEIVING

	NO	YDS	AVG	LG	TD
Newsome, Ozzie	62	711	11.5	38	5
Byner, Earnest	45	460	10.2	31	2
Brennan, Brian	32	487	15.2	57	0
Mack, Kevin	29	297	10.2	43	3
Weathers, Clarence	16	449	28.1	72†	3
Adams, Willis	10	132	13.2	22	0
Holt, Harry	10	95	9.5	23	1
Young, Glen	5	111	22.2	45†	1
Banks, Fred	5	62	12.4	17†	2
Jefferson, John	3	30	10.0	17	0
Tucker, Travis	2	20	10.0	10	0
Fontenot, Herman	2	19	9.5	17	0
Langhorne, Reggie	1	12	12.0	12	0
Browns	222	2,885	13.0	72†	17
Opponents	289	3,460	12.0	54†	17

INTERCEPTIONS

	NO	YDS	AVG	LG	TD
Gross, Al	5	109	21.8	37†	1
Dixon, Hanford	3	65	21.7	37	0
Brazier, Larry	2	40	20.0	40	0
Wright, Felix	2	11	5.5	10	0
Weathers, Curtis	1	9	9.0	9	0
Rockins, Chris	1	8	8.0	8	0
Johnson, Eddie	1	6	6.0	6	0
Minnifield, Frank	1	3	3.0	3	0
Rogers, Don	1	3	3.0	3	0
Cousineau, Tom	1	0	0.0	0	0
Browns	18	254	14.1	40	1
Opponents	13	217	16.7	48†	0

PUNTING

	NO	YDS	AVG	IN20	TB	LG	BLK
Gossett, Jeff	81	3,261	40.3	18	8	64	0
Browns	81	3,261	40.3	18	8	64	0
Opponents	91	3,842	42.2	22	16	64	0

PUNT RETURNS

	NO	FC	YDS	AVG	LG	TD
Weathers, Clarence	28	4	218	7.8	16	0
Brennan, Brian	19	4	153	8.1	37†	1
Browns	47	8	371	7.9	37†	1
Opponents	36	14	304	8.4	38	0

KICKOFF RETURNS

	NO	YDS	AVG	LG	TD
Young, Glen	35	898	25.7	63	0
Fontenot, Herman	8	215	26.9	81	0
Langhorne, Reggie	3	46	15.3	19	0
Green, Boyce	2	20	10.0	13	0
Puzzolli, Dave	2	8	4.0	8	0
Weathers, Clarence	1	17	17.0	17	0
Nicolas, Scott	1	9	9.0	9	0
Allen, Greg	1	4	4.0	4	0
Browns	53	1,217	23.0	81	0
Opponents	51	884	17.3	37	0

FIELD GOALS

	1-19	20-29	30-39	40-49	50+	TOT
Bahr, Matt	1/1	2/2	8/9	3/5	0/1	14/18
Browns	1/1	2/2	8/9	3/5	0/1	14/18
Opponents	0/0	5/6	10/14	2/5	2/4	19/29

STAFF
PLAYERS
2021 SEASON
HISTORY
RECORDS
GAME DAY

1986 (12-4)

COACH: Marty Schottenheimer
DIVISION FINISH: 1st AFC Central
1986 USUAL STARTING LINEUPS

OFFENSE		DEFENSE	
WR 84	Webster Slaughter	LDE 96	Reggie Camp
LT 77	R. Bolden, 74 P. Farren	RT 79	Bob Golic
LG 74	P. Farren, 70 L. Williams	RDE 78	Carl Hairston
C 61	Mike Baab	LOLB 56	Chip Banks
RG 69	Dan Fike	LLB 51	Eddie Johnson
RT 63	Cody Risien	RILB 53	Anthony Griggs
TE 82	Ozzie Newsome	ROLB 57	Clay Matthews
WR 88	Reggie Langhorne	LCB 31	Frank Minnifield
QB 19	Bernie Kosar	RQB 29	Hanford Dixon
FB 34	K. Mack, 33 C. Dickey	SS 24	Ray Ellis
RB 44	E. Byner, 33 C. Dickey	FS 37	Chris Rockins

RADIO ANNOUNCERS:
 New Chandler, Doug Dieken, Jim Mueller (WWWE 1100 AM, WDOK 102 FM)

DATE	RESULT	OPPONENT	ATT
9/7	L, 31-41	at Chicago Bears	66,030
9/14	W, 23-20	at Houston Oilers	46,049
9/18	L, 13-30	Cincinnati Bengals	78,779
9/28	W, 24-21	Detroit Lions	72,029
10/5	W, 27-24	at Pittsburgh Steelers	57,327
10/12	W, 20-7	Kansas City Chiefs	71,278
10/19	L, 14-17	Green Bay Packers	76,438
10/26	W, 23-20	at Minnesota Vikings	59,133
11/2	W, 24-9	at Indianapolis Colts	57,962
11/10	W, 26-16	Miami Dolphins	77,949
11/16	L, 14-27	at Los Angeles Raiders	65,461
11/23	W, 37-31 (OT)	Pittsburgh Steelers	76,452
11/30	W, 13-10 (OT)	Houston Oilers	62,309
12/7	W, 21-17	at Buffalo Bills	42,213
12/14	W, 34-3	at Cincinnati Bengals	58,062
12/21	W, 47-17	San Diego Chargers	68,505

AFC PLAYOFFS
 1/3 W, 23-20 (2OT) New York Jets 78,106

AFC CHAMPIONSHIP
 1/11 L, 20-23 (OT) Denver Broncos 79,915

TEAM STATISTICS	BROWNS	OPPONENT
Total First Downs	292	312
Rushing	101	114
Passing	165	181
Penalty	26	17
3rd Down: Made/Att	85/222	80/215
3rd Down Pct.	38.3%	37.2%
4th Down: Made/Att	7/14	10/18
4th Down Pct.	50.0%	55.6%
Total Net Yards	5,395	5,269
Avg. Per Game	337.2	329.3
Total Plays	1,049	1,033
Avg. Per Play	5.1	5.1
Net Yards Rushing	1,650	1,982
Avg. Per Game	103.1	123.9
Total Rushes	471	494
Net Yards Passing	3,744	3,287
Avg. Per Game	234.0	205.4
Sacked/Yards Lost	39/274	35/259
Gross Yards	4,018	3,546
Attempts/Completions	538/315	518/291
Completion Pct.	58.6%	56.2%
Had Intercepted	11	18
Punts/Avg.	83/41.2	79/38.4
Net Punting Avg.	83/38.0	79/34.0
Penalties/Yards Lost	99/759	104/807
Fumbles/Ball Lost	33/13	34/18
Touchdowns	45	36
Rushing	20	13
Passing	18	21
Returns	7	2
Avg. Time Of Possession	29:19	30:41

SCORE BY PERIODS	1ST	2ND	3RD	4TH	OT	TOT
Browns	82	102	112	86	9	391
Opponents	54	98	62	96	0	310

SCORING	RU	PA	ST	O/D	PAT	ZRU	ZPA	FG	SAP	TF
Bahr, Matt	0	0	0	0	30/30	0	0	20/26	0	90
Mack, Kevin	10	0	0	0	0/0	0	0	0/0	0	60
Brennan, Brian	0	6	0	1	0/0	0	0	0/0	0	42

PASSING	ATT	CMP	YDS	PCT	AV/AT	TD	TD%	INT	INT%	LG	TKLD	RATING
Kosar, Bernie	531	310	3,854	58.4	7.26	17	3.2	10	1.9	72t	39/274	83.8
Pagel, Mike	3	2	53	66.7	17.67	0	0.0	0	0.0	45	0/0	109.7
Fontenot, Herman	1	1	46	100.0	46.00	1	100.0	0	0.0	46t	0/0	158.3
Brennan, Brian	1	1	35	100.0	35.00	0	0.0	0	0.0	35t	0/0	118.8
Gossett, Jeff	2	1	30	50.0	15.00	0	0.0	1	50.0	30	0/0	56.3
Browns	538	315	4,018	58.6	7.47	18	3.3	11	2.0	72t	39/274	84.6
Opponents	518	291	3,546	56.2	6.85	21	4.1	18	3.5	75t	35/259	76.5

Dickey, Curtis	6	0	0	0	0/0	0	0	0	0	0	0	36
Moseley, Mark	0	0	0	0	13/14	0	0	0	0	67	0	31
Slaughter, W.	0	4	0	1	0/0	0	0	0	0	0	0	30
Byner, Earnest	2	2	0	0	0/0	0	0	0	0	0	0	24
Newsome, Ozzie	0	3	0	0	0/0	0	0	0	0	0	0	18
Holt, Harry	1	1	0	0	0/0	0	0	0	0	0	0	12
McNeil, Gerald	0	2	0	0	0/0	0	0	0	0	0	0	12
Fontenot, H.	1	1	0	0	0/0	0	0	0	0	0	0	12
Langhorne, R.	0	1	0	0	0/0	0	0	0	0	0	0	6
Minnifield, F.	0	0	1	0	0/0	0	0	0	0	0	0	6
Gross, Al	0	0	0	1	0/0	0	0	0	0	0	0	6
Wright, Felix	0	0	1	0	0/0	0	0	0	0	0	0	6
Browns	20	18	4	3	43/44	0	0	0	0	26/33	0	391
Opponents	13	21	2	0	34/36	0	0	0	0	20/29	0	310

SACKS: C. Hairston 9.0, R. Camp 7.0, S. Clancy 6.5, D. Puzuzoli 6.0, C. Banks 4.5, R. Ellis 1.0, C. Matthews 1.0 **Browns: 35.0, Opponents: 38.0**

RUSHING	NO	YDS	AVG	LG	TD
Mack, Kevin	174	665	3.8	20	10
Dickey, Curtis	135	523	3.9	47	6
Byner, Earnest	94	277	2.9	37	2
Fontenot, Herman	25	105	4.2	16	1
Kosar, Bernie	24	19	0.8	17	0
Everett, Major	12	43	3.6	8	0
Pagel, Mike	2	0	0.0	0	0
Holt, Harry	1	16	16.0	16t	1
McNeil, Gerald	1	12	12.0	12	0
Slaughter, Webster	1	1	1.0	1	0
Langhorne, Reggie	1	-11	-11.0	-11	0
Browns	470	1,650	3.5	47	20
Opponents	494	1,982	4.0	53	13

RECEIVING	NO	YDS	AVG	LG	TD
Brennan, Brian	55	838	15.2	57t	6
Fontenot, Herman	47	559	11.9	72t	1
Slaughter, Webster	40	577	14.4	47t	4
Langhorne, Reggie	39	678	17.4	66	1
Newsome, Ozzie	39	417	10.7	31	3
Byner, Earnest	37	328	8.9	40	2
Mack, Kevin	28	292	10.4	44	0
Dickey, Curtis	10	78	7.8	12	0
Weathers, Clarence	9	100	11.1	16	0
Holt, Harry	4	61	15.3	34	1
Greer, Terry	3	51	17.0	22	0
Tucker, Travis	2	29	14.5	16	0
McNeil, Gerald	1	9	9.0	9	0
Kosar, Bernie	1	1	1.0	1	0
Browns	315	4,018	12.8	72t	18
Opponents	291	3,546	12.2	75t	21

INTERCEPTIONS	NO	YDS	AVG	LG	TD
Dixon, Hanford	5	35	7.0	19	0
Wright, Felix	3	33	11.0	33	0
Minnifield, Frank	3	20	6.7	20	0
Rockins, Chris	2	41	20.5	24	0
Ellis, Ray	2	12	6.0	7	0
Matthews, Clay	2	12	6.0	8	0
Harper, Mark	1	31	31.0	31	0
Browns	18	184	10.2	33	0
Opponents	11	135	12.3	58t	1

PUNTING	NO	YDS	AVG	IN20	TB	LG	BLK
Gossett, Jeff	83	3,423	41.2	21	10	61	0
Browns	83	3,423	41.2	21	10	61	0
Opponents	79	3,033	38.4	13	8	57	1

PUNT RETURNS	NO	FC	YDS	AVG	LG	TD
McNeil, Gerald	40	10	348	8.7	84t	1
Slaughter, Webster	1	0	2	2.0	2	0
Browns	41	10	350	8.5	84t	1
Opponents	44	11	268	6.1	20	0

KICKOFF RETURNS	NO	YDS	AVG	LG	TD
McNeil, Gerald	47	997	21.2	100t	1
Fontenot, Herman	7	99	14.1	19	0
Langhorne, Reggie	4	57	14.3	20	0
Nicolas, Scott	3	28	9.3	13	0
Puzuzoli, Dave	1	32	32.0	32	0
Browns	62	1,213	19.6	100t	1
Opponents	78	1,476	18.9	91t	1

FIELD GOALS	1-19	20-29	30-39	40-49	50+	TOT
Bahr, Matt	4/4	7/9	7/8	1/2	1/3	20/26
Moseley, M.	1/1	2/2	3/3	0/1	0/0	6/7
Browns	5/5	9/11	10/11	1/3	1/3	26/33
Opponents	1/1	6/7	5/5	8/12	0/4	20/29

1987 (10-5)

COACH: Marty Schottenheimer
DIVISION FINISH: 1st AFC Central
1987 USUAL STARTING LINEUPS

OFFENSE

WR	88	Reggie Langhorne
LT	74	Paul Farren
LG	70	Larry Williams
C	61	Mike Baab
RG	69	Dan Fike
RT	63	Cody Risien
TE	82	Ozzie Newsome
QB	19	Bernie Kosar
WR	84	Webster Slaughter
RB	44	Earnest Byner
FB	34	Kevin Mack

DEFENSE

LDE	91	S. Clancy, 96 R. Camp
NT	79	Bob Golic
RDE	78	Carl Hairston
LOLB	50	Lucius Sanford
LILB	51	Eddie Johnson
RILB	59	Mike Johnson
ROLB	57	Clay Matthews
LCB	31	Frank Minnifield
RCB	29	Hanford Dixon
SS	24	Ray Ellis
FS	22	F. Wright, 27 A. Gross

RADIO ANNOUNCERS:

Neve Chandler, Doug Dieken, Jim Mueller (WWWE 1100 AM, WDOK 102 FM)

DATE	RESULT	OPPONENT	ATT
9/13	L, 21-28	at New Orleans Saints	59,900
9/20	W, 34-10	Pittsburgh Steelers	79,543
10/4	W, 20-10	at New England Patriots	14,830
10/11	L, 10-15	Houston Oilers	38,927
10/18	W, 34-0	at Cincinnati Bengals	40,179
10/26	W, 30-17	Los Angeles Rams	76,933
11/1	L, 24-27 (OT)	at San Diego Chargers	55,381
11/8	W, 38-3	Atlanta Falcons	71,135
11/15	W, 27-21	Buffalo Bills	78,409
11/22	W, 40-7	at Houston Oilers	51,161
11/29	L, 24-38	at San Francisco 49ers	60,248
12/6	L, 7-9	Indianapolis Colts	70,661
12/13	W, 38-24	Cincinnati Bengals	77,331
12/20	W, 24-17	at Los Angeles Raiders	40,275
12/26	W, 19-13	at Pittsburgh Steelers	56,394
1/9	W, 38-21	AFC PLAYOFFS Indianapolis Colts	78,586
1/17	L, 33-38	AFC CHAMPIONSHIP at Denver Broncos	75,993

TEAM STATISTICS		BROWNS	OPPONENT
Total First Downs		310	251
Rushing		110	86
Passing		171	134
Penalty		29	31
3rd Down: Made/Att		86/204	72/204
3rd Down Pct.		42.2%	35.3%
4th Down: Made/Att		5/11	6/14
4th Down Pct.		45.5%	42.9%
Total Net Yards		5,200	4,269
Avg. Per Game		346.7	284.6
Total Plays		985	902
Avg. Per Play		5.3	4.7
Net Yards Rushing		1,745	1,433
Avg. Per Game		116.3	95.5
Total Rushes		474	401
Net Yards Passing		3,455	2,836
Avg. Per Game		230.3	189.1
Sacked/Yards Lost		29/170	34/257
Gross Yards		3,625	3,093
Attempts/Completions		482/291	467/246
Completion Pct.		60.4%	52.7%
Had Intercepted		12	23
Punts/Avg.		57/37.1	79/38.4
Net Punting Avg.		57/35.4	79/32.3
Penalties/Yards Lost		100/856	120/1,013
Fumbles/Ball Lost		33/17	25/13
Touchdowns		47	26
Rushing		16	7
Passing		27	15
Returns		4	4
Avg. Time Of Possession		31:43	28:17

SCORE BY PERIODS	1ST	2ND	3RD	4TH	OT	TOT
Browns	49	160	106	75	0	390
Opponents	41	56	54	85	3	239

SCORING	RU	PA	ST	DF	PAT	ZRU	ZPA	FG	SAF	TOT
Jaeger, Jeff	0	0	0	0	33/34	0	0	14/22	0	75
Byner, Earnest	8	2	0	0	0/0	0	0	0/0	0	60
Slaughter, W.	0	7	0	0	0/0	0	0	0/0	0	42
Brennan, Brian	0	6	0	0	0/0	0	0	0/0	0	36
Mack, Kevin	5	1	0	0	0/0	0	0	0/0	0	36
Bahr, Matt	0	0	0	0	9/10	0	0	4/5	0	21
Tennell, Derek	0	3	0	0	0/0	0	0	0/0	0	18
Mason, Larry	2	1	0	0	0/0	0	0	0/0	0	18
Kemp, Perry	0	2	0	0	0/0	0	0	0/0	0	12
McNeil, Gerald	0	2	0	0	0/0	0	0	0/0	0	12
Weathers, Cl.	0	2	0	0	0/0	0	0	0/0	0	12
Franco, Brian	0	0	0	0	2/2	0	0	3/4	0	11
Kosar, Bernie	1	0	0	0	0/0	0	0	0/0	0	6
Wright, Felix	0	0	0	1	0/0	0	0	0/0	0	6
Ellis, Ray	0	0	0	1	0/0	0	0	0/0	0	6

PASSING	ATT	YDS	PCT	AVG	AV/AT	TD	INT	LG	RATING			
Kosar, Bernie	389	241	3,033	62.0	7.80	22	5.7	9	23	54t	22/129	95.4
Christensen, Jeff	58	24	297	41.4	5.12	1	1.7	3	5.2	34	5/37	42.1
Danielson, Gary	33	25	281	75.8	8.52	4	12.1	0	0.0	23	2/4	140.3
Fontenot, Herman	1	1	14	100.0	14.00	0	0.0	0	0.0	14	0/0	118.8
Jaeger, Jeff	1	0	0	0.0	0.00	0	0.0	0	0.0	0	0/0	39.6
Browns	482	291	3,625	60.4	7.52	27	5.6	12	2.5	54t	29/170	92.0
Opponents	467	246	3,093	52.7	6.62	15	3.2	23	4.9	34t	34/257	68.0

Matthews, C.	0	0	0	1	0/0	0	0	0/0	0	6
Langhorne, R.	0	1	0	0	0/0	0	0	0/0	0	6
Grayson, David	0	0	0	1	0/0	0	0	0/0	0	6
Kelley, Chris	0	0	0	0	1/1	0	0	0/0	0	1
Browns	16	27	0	4	45/47	0	0	21/31	0	390
Opponents	7	15	4	0	26/26	0	0	17/25	3	239

SACKS: C. Hairston 8.0, D. Puzoselli 5.5, A. Baker 3.5, T. Crawford 3.0, C. Matthews 2.5, S. Clancy 2.0, M. Johnson 2.0, M. Harper 1.0, E. Johnson 1.0, M. Rusinek 1.0
Browns: 34.0, Opponents 28.0

RUSHING	NO	YDS	AVG	LG	TD
Mack, Kevin	201	735	3.7	22t	5
Byner, Earnest	105	432	4.1	21	8
Mason, Larry	56	207	3.7	22	2
Favert, Major	34	95	2.8	16	0
Manoa, Tim	23	116	5.0	36	0
Fontenot, Herman	15	33	2.2	14	0
Kosar, Bernie	15	22	1.5	7	1
Christensen, Jeff	11	41	3.7	15	0
Driver, Stacey	9	31	3.4	16	0
McNeil, Gerald	1	17	17.0	17	0
Verser, David	1	9	9.0	9	0
Davis, Johnny	1	7	7.0	7	0
Katolin, Mike	1	0	0.0	0	0
Danielson, Gary	1	0	0.0	0	0
Browns	474	1,745	3.7	35	16
Opponents	401	1,433	3.6	27t	7

RECEIVING	NO	YDS	AVG	LG	TD
Byner, Earnest	52	552	10.6	37	2
Slaughter, Webster	47	806	17.1	54t	7
Brennan, Brian	43	607	14.1	53t	6
Newsome, Ozzie	34	375	11.0	25	0
Mack, Kevin	32	223	7.0	17	1
Langhorne, Reggie	20	288	14.4	25	1
Kemp, Perry	12	224	18.7	34	2
Weathers, Clarence	11	153	13.9	37t	2
Tennell, Derek	9	102	11.3	24	3
McNeil, Gerald	8	120	15.0	39t	2
Everett, Major	8	41	5.1	10	0
Mason, Larry	5	26	5.2	15	1
Fontenot, Herman	4	40	10.0	25	0
Wilson, Remi	2	22	11.0	13	0
Patser, Steve	2	21	10.5	13	0
Tinsley, Keith	1	17	17.0	17	0
Manoa, Tim	1	8	8.0	8	0
Browns	291	3,625	12.5	54t	27
Opponents	246	3,093	12.6	83t	15

INTERCEPTIONS	NO	YDS	AVG	LG	TD
Wright, Felix	4	152	38.0	68	1
Minnifield, Frank	4	24	6.0	27	0
Matthews, Clay	3	62	20.7	36	1
Dixon, Hanford	3	5	1.7	6	0
Rockins, Chris	2	25	12.5	15	0
Harper, Mark	2	16	8.0	16	0
Horn, Alvin	1	28	28.0	28	0
Johnson, Eddie	1	11	11.0	11	0
Johnson, Mike	1	3	3.0	3	0
Wilson, Troy	1	0	0.0	0	0
Robinson, DeJuan	1	0	0.0	0	0
Hairston, Carl	0	40	0.0	40	0
Browns	23	366	15.9	68	2
Opponents	12	173	14.4	48	2

PUNTING	NO	YDS	AVG	IN20	TB	LG	BLK
Gossett, Jeff	19	779	41.0	3	4	55	0
Winslow, George	18	616	34.2	5	2	45	0
Walters, Dale	11	400	36.4	2	1	56	0
Johnson, Lee	9	317	35.2	3	1	66	0
Browns	57	2,112	37.1	13	8	66	0
Opponents	79	3,035	38.4	13	8	57	0

PUNT RETURNS	NO	FC	YDS	AVG	LG	TD
McNeil, Gerald	34	9	386	11.4	40	0
Wilson, Troy	10	3	101	10.1	17	0
Browns	44	12	487	11.1	40	0
Opponents	16	10	93	5.8	21	0

KICKOFF RETURNS	NO	YDS	AVG	LG	TD
Young, Glen	18	412	22.9	44	0
McNeil, Gerald	11	205	18.6	33	0
Fontenot, Herman	9	130	14.4	24	0
Tinsley, Keith	2	26	13.0	13	0
Manoa, Tim	2	14	7.0	13	0
Beaufort, Clayton	1	22	22.0	22	0
Driver, Stacey	1	16	16.0	16	0
Langhorne, Reggie	1	8	8.0	8	0
Grayson, David	1	6	6.0	6	0
Byner, Earnest	1	2	2.0	2	0
Mason, Larry	1	0	0.0	0	0
Browns	48	841	17.5	44	0
Opponents	72	1,343	18.7	39	0

FIELD GOALS	1-19	20-29	30-39	40-49	50+	TOT.
Jaeger, Jeff	0/0	6/6	3/6	5/9	0/1	14/22
Bahr, Matt	0/0	2/2	2/3	0/0	0/0	4/5
Franco, Bernie	0/0	3/3	0/1	0/0	0/0	3/4
Browns	0/0	11/11	5/10	5/9	0/1	21/31
Opponents	0/0	7/8	7/10	3/6	0/1	17/25

1988 (10-6)

COACH: Marty Schottenheimer
DIVISION FINISH: 2nd AFC Central

1988 USUAL STARTING LINEUPS

OFFENSE		DEFENSE	
WR 84	Webster Slaughter	LDE 91	Sam Clancy
85	Clarence Weathers	NT 79	Bob Golic
LT 74	Paul Farren	RDE 78	Carl Hairston
LG 70	Larry Williams	LOLB 56	David Grayson
C 73	Gregg Rokoczky	LILB 59	Mike Johnson
RG 69	Dan Fike	RILB 54	Mike Junkin
RT 63	Cody Risien	51	Eddie Johnson
TE 82	Ozzie Newsome	ROLB 57	Clay Matthews
WR 88	Reggie Langhorne	LCB 31	Frank Minnifield
QB 19	B. Kosar, 10 M. Page	RCB 29	Hanford Dixon
12	Don Strock	SS 48	Brian Washington
FB 34	K. Mack, 42 T. Manoa	FS 22	Felix Wright
RB 44	Earnest Byner		

RADIO ANNOUNCERS:
 Nev Chandler, Doug Dieken, Jim Mueller (WWWE 1100 AM, WDKO 102 FM)

DATE	RESULT	OPPONENT	ATT
9/4	W, 6-3	at Kansas City Chiefs	55,654
9/11	L, 3-23	New York Jets	74,434
9/19	W, 23-17	Indianapolis Colts	75,748
9/25	L, 17-24	at Cincinnati Bengals	54,943
10/2	W, 23-9	at Pittsburgh Steelers	56,410
10/9	L, 10-16	Seattle Seahawks	78,605
10/16	W, 19-3	Philadelphia Eagles	78,787
10/23	W, 29-21	at Phoenix Cardinals	61,261
10/30	W, 23-16	Cincinnati Bengals	79,147
11/7	L, 17-24	at Houston Oilers	51,467
11/13	L, 7-30	at Denver Broncos	75,806
11/20	W, 27-7	Pittsburgh Steelers	77,131
11/27	W, 17-13	at Washington Redskins	51,604
12/4	W, 24-21	Dallas Cowboys	77,683
12/12	L, 31-38	at Miami Dolphins	61,884
12/18	W, 28-23	Houston Oilers	74,610

DATE	RESULT	OPPONENT	ATT
12/24	L, 23-24	AFC WILD CARD Houston Oilers	74,977

TEAM STATISTICS	BROWNS	OPPONENT
Total First Downs	294	301
Rushing	93	114
Passing	177	162
Penalty	24	25
3rd Down: Made/Att	92/213	67/197
3rd Down Pct.	43.2%	34.0%
4th Down: Made/Att	4/15	8/17
4th Down Pct.	26.7%	47.1%
Total Net Yards	5,011	4,767
Avg. Per Game	313.2	297.9
Total Plays	1,013	1,009
Avg. Per Play	4.9	4.7
Net Yards Rushing	1,575	1,920
Avg. Per Game	98.4	120.0
Total Rushes	440	498
Net Yards Passing	3,436	2,847
Avg. Per Game	214.8	177.9
Sacked/Yards Lost	36/250	37/255
Gross Yards	3,686	3,102
Attempts/Completions	537/313	474/245
Completion Pct.	58.3%	51.7%
Had Intercepted	17	20
Punts/Avg.	67/38.5	69/39.4
Net Punting Avg.	67/33.9	69/34.7
Penalties/Yards Lost	110/875	100/789
Fumbles/Ball Lost	32/16	23/11
Touchdowns	33	30
Rushing	10	13
Passing	19	13
Returns	4	4
Avg. Time Of Possession	30:49	29:11

SCORE BY PERIODS	1ST	2ND	3RD	4TH	OT	TOT
Browns	46	81	63	114	0	— 304
Opponents	46	137	44	61	0	— 288

SCORING	RU	PA	ST	DF	PAT	ZRU	ZPA	FG	SAF	TP
Bahr, Matt	0	0	0	0	32/33	0	0	24/29	0	104
Langhorne, R.	1	7	0	0	0/0	0	0	0/0	0	48
Byner, Earnest	3	2	0	0	0/0	0	0	0/0	0	30
Slaughter, W.	0	3	0	0	0/0	0	0	0/0	0	18
Mack, Kevin	3	0	0	0	0/0	0	0	0/0	0	18
Fontenot, H.	0	1	0	0	0/0	0	0	0/0	0	12

PASSING	ATT	CMP	YDS	PCT	AVI/AT
Kosar, Bernie	259	156	1,890	60.2	7.30
Page, Mike	134	71	736	53.0	5.49
Strock, Don	91	55	736	60.4	8.09
Danielson, Gary	52	31	324	59.6	6.23
Fontenot, Herman	1	0	0	0.0	0.00
Browns	537	313	3,686	58.3	6.86
Opponents	474	245	3,102	51.7	6.54

Newsome, O.	0	2	0	0	0/0	0	0	0/0	0	12
Manoa, Tim	2	0	0	0	0/0	0	0	0/0	0	12
Bolden, Rickey	0	1	0	0	0/0	0	0	0/0	0	6
Kosar, Bernie	1	0	0	0	0/0	0	0	0/0	0	6
Minnifield, F.	0	0	1	0	0/0	0	0	0/0	0	6
Washington, B.	0	0	0	1	0/0	0	0	0/0	0	6
Tennell, Derek	0	1	0	0	0/0	0	0	0/0	0	6
Weathers, C.	0	1	0	0	0/0	0	0	0/0	0	6
Brennan, Brian	0	1	0	0	0/0	0	0	0/0	0	6
Perry, M. D.	0	0	0	1	0/0	0	0	0/0	0	6
Buchanan, C.	0	0	0	0	0/0	0	0	0/0	1	2
Browns	10	19	2	2	32/33	0	0	24/29	1	304
Opponents	13	13	4	0	30/30	0	0	26/34	0	288

SACKS: C. Matthews 6.0, M. Perry 6.0, C. Buchanan 5.0, D. Grayson 5.0, S. Clancy 4.5, C. Hairston 3.0, E. Johnson 3.0, M. Jones 1.0, M. Harper 1.0, B. Washington 0.5
Browns: 35.0, Opponents: 36.0

RUSHING	NO	YDS	AVG	LG	TD
Byner, Earnest	157	576	3.7	27	3
Mack, Kevin	123	485	3.9	65	3
Manoa, Tim	99	389	3.9	34	2
Fontenot, Herman	28	87	3.1	17	0
Kosar, Bernie	12	-1	-0.1	13	1
Strock, Don	6	-2	-0.3	5	0
Danielson, Gary	4	3	0.8	5	0
Page, Mike	4	1	0.3	5	0
Baker, Tony	3	19	6.3	13	0
Langhorne, Reggie	2	26	13.0	20	1
Runager, Max	1	0	0.0	0	0
Bahr, Matt	1	-8	-8.0	-8	0
Browns	440	1,575	3.6	65	10
Opponents	498	1,920	3.9	41	13

RECEIVING	NO	YDS	AVG	LG	TD
Byner, Earnest	59	576	9.8	39	2
Langhorne, Reggie	57	780	13.7	77	7
Brennan, Brian	46	579	12.6	33	1
Newsome, Ozzie	35	343	9.8	28	2
Slaughter, Webster	30	462	15.4	41	3
Weathers, Clarence	29	436	15.0	49	1
Fontenot, Herman	19	170	8.9	15	1
Mack, Kevin	11	87	7.9	25	0
Manoa, Tim	10	54	5.4	9	0
Tennell, Derek	9	88	9.8	26	1
McNeil, Gerald	5	74	14.8	23	0
Young, Glen	2	34	17.0	25	0
Bolden, Rickey	1	3	3.0	3	1
Browns	313	3,686	11.8	77	19
Opponents	245	3,102	12.7	54	13

INTERCEPTIONS	NO	YDS	AVG	LG	TD
Wright, Felix	5	126	25.2	53	0
Minnifield, Frank	4	16	4.0	13	0
Washington, Brian	3	104	34.7	75	1
Johnson, Mike	2	36	18.0	31	0
Dixon, Hanford	2	24	12.0	24	0
Harper, Mark	2	13	6.5	8	0
Johnson, Eddie	2	0	0.0	0	0
Browns	20	319	15.9	75	1
Opponents	17	190	11.2	36	2

PUNTING	NO	YDS	AVG	IN20	TB	LG	BLK
Runager, Max	48	1,935	40.3	13	2	52	0
Johnson, Lee	17	643	37.8	6	1	61	0
Team, Stat	2	0	0.0	0	0	0	2
Browns	67	2,578	38.5	19	3	61	2
Opponents	69	2,722	39.4	17	8	62	2

PUNT RETURNS	NO	FC	YDS	AVG	LG	TD
McNeil, Gerald	38	6	315	8.3	32	0
Weathers, C.	2	0	10	5.0	9	0
Browns	40	6	325	8.1	32	0
Opponents	32	11	304	9.5	73	1

KICKOFF RETURNS	NO	YDS	AVG	LG	TD
Young, Glen	29	635	21.9	34	0
Fontenot, Herman	21	435	20.7	84	0
McNeil, Gerald	2	38	19.0	22	0
Briggs, Stephen	1	27	27.0	27	0
Perry, Michael Dean	1	13	13.0	13	0
Tennell, Derek	1	11	11.0	11	0
Browns	55	1,159	21.1	84	0
Opponents	58	973	16.8	29	0

FIELD GOALS	1-19	20-29	30-39	40-49	50+	TOT
Bahr, Matt	1/1	10/12	8/10	5/6	0/0	24/29
Browns	1/1	10/12	8/10	5/6	0/0	24/29
Opponents	2/2	7/7	12/15	5/7	0/3	26/34

	TD	TD%	INT	INT%	LG	TKLD	RATING
Browns	10	3.9	7	2.7	77	25/172	84.3
Opponents	3	2.2	4	3.0	78	1/9	64.1
Browns	6	6.6	5	5.5	41	4/26	85.2
Opponents	0	0.0	1	1.9	26	6/43	69.7
Browns	0	0.0	0	0.0	0	0/0	39.6
Opponents	19	3.5	17	3.2	77	36/250	77.9
Browns	13	2.7	20	4.2	54	37/255	64.0

1989 (9-6-1)

COACH: Bud Carson			
DIVISION FINISH: 1st AFC Central			
1989 USUAL STARTING LINEUPS			
OFFENSE		DEFENSE	
WR 84 Webster Slaughter	LDE 60 Al Baker	LDT 78 Carl Hairston	
LT 74 Paul Farren	RDT 92 Michael Dean Perry	RDE 97 Robert Banks	
LG 68 Ted Banker	LOLB 57 Clay Matthews	MLB 59 Mike Johnson	
C 73 Gregg Rakoczy	ROLB 56 D. Grayson, 50 V. Waiters	LCB 31 Frank Minnifield	
RG 69 D. Fike, 66 T. Jones	RCB 29 Hanford Dixon	SS 22 Felix Wright	
RT 63 Cody Risien	FS 30 Thane Gash		
TE 82 Ozzie Newsome			
WR 88 Reggie Langhorne			
QB 19 Bernie Kosar			
OB 42 Tim Manoa			
RB 21 Eric Metcalf			
RADIO ANNOUNCERS:			
New Chandler, Doug Dieken, Jim Mueller (WWWE 1100 AM, WDOK 102 FM)			

DATE	RESULT	OPPONENT	ATT
9/10	W, 51-0	at Pittsburgh Steelers	57,928
9/17	W, 38-24	New York Jets	73,516
9/25	L, 14-21	at Cincinnati Bengals	55,996
10/1	W, 16-13	Denver Broncos	78,637
10/8	Ozzie Newsome	at Miami Dolphins	58,444
10/15	L, 7-17	Pittsburgh Steelers	78,840
10/23	W, 27-7	Chicago Bears	78,722
10/29	W, 28-17	Houston Oilers	78,765
11/5	W, 42-31	at Tampa Bay Buccaneers	69,162
11/12	W, 17-7	at Seattle Seahawks	58,978
11/19	T, 10-10 (OT)	Kansas City Chiefs	77,922
11/23	L, 10-13	at Detroit Lions	65,624
12/3	L, 0-21	Cincinnati Bengals	76,236
12/10	L, 17-23 (OT)	at Indianapolis Colts	58,550
12/17	W, 23-17 (OT)	Minnesota Vikings	70,777
12/23	W, 24-20	at Houston Oilers	58,852

DATE	RESULT	OPPONENT	ATT
1/6	W, 34-30	Buffalo Bills	77,706
1/14	L, 21-37	at Denver Broncos	76,046

TEAM STATISTICS	BROWNS	OPPONENT
Total First Downs	285	276
Rushing	101	93
Passing	161	161
Penalty	23	22
3rd Down Made/Att	82/213	82/230
3rd Down Pct.	38.5%	35.7%
4th Down Made/Att	1/9	10/16
4th Down Pct.	11.1%	62.5%
Total Net Yards	5,042	4,831
Avg. Per Game	315.1	301.9
Total Plays	1,011	1,031
Avg. Per Play	5.0	4.7
Net Yards Rushing	1,609	1,670
Avg. Per Game	100.6	104.4
Total Rushes	448	446
Net Yards Passing	3,433	3,161
Avg. Per Game	214.6	197.6
Sacked/Yards Lost	34/192	45/359
Gross Yards	3,625	3,520
Attempts/Completions	529/309	540/269
Completion Pct.	58.4%	49.8%
Had Intercepted	15	27
Punts/Avg.	97/39.4	94/40.4
Net Punting Avg.	97/35.0	94/35.1
Penalties/Yards Lost	128/973	122/985
Fumbles/Ball Lost	23/15	32/11
Touchdowns	41	30
Rushing	14	8
Passing	20	20
Returns	7	2
Avg. Time Of Possession	30:26	29:34

SCORE BY PERIODS	1ST	2ND	3RD	4TH	OT	TOT
Browns	48	112	104	64	6	334
Opponents	34	67	82	62	9	254

SCORING	RU	PA	ST	DF	PAT	ZRU	ZPA	FG	SAP	TP
Bahr, Matt	0	0	0	0	40/40	0	0	16/24	0	88
Metcalf, Eric	6	4	0	0	0/0	0	0	0/0	0	60
Slaughter, W.	0	6	0	0	0/0	0	0	0/0	0	36
Manoa, Tim	3	2	0	0	0/0	0	0	0/0	0	30
Tillman, L.	0	2	1	0	0/0	0	0	0/0	0	18
Langhorne, R.	0	2	0	0	0/0	0	0	0/0	0	12
Grayson, David	0	0	0	2	0/0	0	0	0/0	0	12
Gash, Thane	0	0	0	2	0/0	0	0	0/0	0	12

PASSING	ATT	CMP	YDS	PCT	AVI/AT	TD	TD%	INT	INT%	LG	TKLD	RATING
Kosar, Bernie	513	303	3,533	59.1	6.89	18	3.5	14	2.7	97t	34/192	80.3
Pagel, Mike	14	5	60	35.7	4.29	1	7.1	1	7.1	18	0/0	43.8
Metcalf, Eric	2	1	32	50.0	16.00	1	50.0	0	0.0	32t	0/0	135.4
Browns	529	309	3,625	58.4	6.85	20	3.8	15	2.8	97t	34/192	80.1
Opponents	540	269	3,520	49.8	6.52	20	3.7	27	5.0	68	45/359	62.3

Kosar, Bernie	1	0	0	0	0/0	0	0	0	0/0	0	6
Wright, Felix	0	0	0	1	0/0	0	0	0	0/0	0	6
Jones, Keith	1	0	0	0	0/0	0	0	0	0/0	0	6
Oliphant, Mike	1	0	0	0	0/0	0	0	0	0/0	0	6
Mack, Kevin	1	0	0	0	0/0	0	0	0	0/0	0	6
Waiters, Van	0	1	0	0	0/0	0	0	0	0/0	0	6
Matthews, C.	0	0	0	1	0/0	0	0	0	0/0	0	6
Tennell, Derek	0	1	0	0	0/0	0	0	0	0/0	0	6
Newsome, O.	0	1	0	0	0/0	0	0	0	0/0	0	6
Middletown, Ron	0	1	0	0	0/0	0	0	0	0/0	0	6
Redden, Barry	1	0	0	0	0/0	0	0	0	0/0	0	6
Browns	14	20	1	6	40/40	0	0	0	16/24	0	334
Opponents	8	20	2	0	29/29	0	0	0	15/28	0	254

SACKS: A.Baker 7.5, M.Perry 7.0, C.Hairston 6.5, R.Banks 4.0, A.Blaylock 4.0, C.Matthews 4.0, A.Stewart 3.0, T.Gash 2.0, T.Gibson 2.0, D.Grayson 1.0, M.Harper 1.0, M.Johnson 1.0, C.Charlton 1.0, C.Pike 1.0 **Browns: 45.0, Opponents: 34.0**

RUSHING	NO	YDS	AVG	LG	TD
Metcalf, Eric	187	633	3.4	43t	6
Manoa, Tim	87	289	3.3	22	3
Jones, Keith	43	160	3.7	15	1
Redden, Barry	40	180	4.5	38t	1
Mack, Kevin	37	130	3.5	12	1
Kosar, Bernie	30	70	2.3	23	1
Oliphant, Mike	15	97	6.5	21t	1
Langhorne, Reggie	5	19	3.8	18	0
McNeil, Gerald	2	32	16.0	18	0
Pagel, Mike	2	-1	-0.5	4	0
Browns	448	1,609	3.6	43t	14
Opponents	446	1,670	3.7	39t	8

RECEIVING	NO	YDS	AVG	LG	TD
Slaughter, Webster	65	1,236	19.0	97t	6
Langhorne, Reggie	60	749	12.5	62t	2
Metcalf, Eric	54	397	7.4	68t	4
Newsome, Ozzie	29	324	11.2	31	1
Brennan, Brian	28	289	10.3	38	0
Manoa, Tim	27	241	8.9	32	2
Jones, Keith	15	226	8.4	36	0
McNeil, Gerald	10	114	11.4	32	0
Tillman, Lawver	6	70	11.7	19	2
Redden, Barry	6	34	5.7	8	0
Oliphant, Mike	3	22	7.3	9	0
Mack, Kevin	2	7	3.5	4	0
Waiters, Van	1	14	14.0	14t	1
Middletown, Ron	1	5	5.0	5t	1
Tennell, Derek	1	4	4.0	4t	1
Kosar, Bernie	1	-7	-7.0	0	0
Browns	309	3,625	11.7	97t	20
Opponents	269	3,520	13.1	68	20

INTERCEPTIONS	NO	YDS	AVG	LG	TD
Wright, Felix	9*	91	10.1	27t	1
Gash, Thane	3	65	21.7	36t	2
Johnson, Mike	3	43	14.3	23	0
Minnifield, Frank	3	29	9.7	25	0
Harper, Mark	3	8	2.7	8	0
Grayson, David	2	25	12.5	14t	1
Matthews, Clay	1	25	25.0	25	0
Kramer, Kyle	1	12	12.0	12	0
Dixon, Hanford	1	2	2.0	2	0
Lyons, Robert	1	0	0.0	0	0
Browns	27	300	11.1	36t	4
Opponents	15	306	20.4	77	1

PUNTING	NO	YDS	AVG	IN20	TB	LG	BLK
Wagner, Bryan	97	3,817	39.4	32	6	60	0
Browns	97	3,817	39.4	32	6	60	0
Opponents	94	3,797	40.4	20	8	57	1

PUNT RETURNS	NO	FC	YDS	AVG	LG	TD
McNeil, Gerald	49	15	496	10.1	49	0
Browns	49	15	496	10.1	49	0
Opponents	49	13	418	8.5	27	0

KICKOFF RETURNS	NO	YDS	AVG	LG	TD
Metcalf, Eric	31	718	23.2	49	0
Oliphant, Mike	5	69	13.8	28	0
McNeil, Gerald	4	61	15.3	21	0
Jones, Keith	4	42	10.5	25	0
Briggs, Stephen	2	20	10.0	18	0
Redden, Barry	2	2	1.0	2	0
Joines, Vernon	1	12	12.0	12	0
Johnson, Eddie	1	8	8.0	8	0
Browns	50	932	18.6	49	0
Opponents	58	1,175	20.3	73	0

FIELD GOALS	1-19	20-29	30-39	40-49	50+	TOT
Bahr, Matt	0/0	5/5	6/8	4/9	1/2	16/24
Browns	0/0	5/5	6/8	4/9	1/2	16/24
Opponents	0/0	3/3	7/9	4/14	1/2	15/28

* Led NFL

STAFF

PLAYERS

2021 SEASON

HISTORY

RECORDS

GAME DAY

1990 (3-13)

COACH: Bud Carson (first 9 games)/Jim Shofner (final 7 games)
DIVISION FINISH: 4th AFC Central

1990 USUAL STARTING LINEUPS

OFFENSE		DEFENSE	
WR 84	Webster Slaughter	LDE 60	A. Baker, 90 R. Burnett
LT 74	Paul Farren	LDT 75	C. Pike, 71 T. Gibson
LG 65	Ralph Tamrn	RDT 92	Michael Dean Perry
C 61	Mike Baab	RDE 97	R. Banks, 98 A. Pleasant
RG 73	Gregg Rakoczzy	LOLB 57	Clay Matthews
RT 66	Tony Jones	MLB 59	Mike Johnson
TE 82	Ozzie Newsome	ROLB 50	Van Waiters
WR 88	Reggie Langhorne	56	David Grayson
86	Brian Brennan	LCB 24	Anthony Blaylock
QB 19	B. Kosar, 10 M. Pagel	31	Frank Minnifield
FB 34	K. Mack, 33 L. Hoard	RCB 26	Raymond Clayborn
RB 21	Eric Metcalf	SS 22	Felix Wright
		FS 30	Thane Gash

RADIO ANNOUNCERS:
 New Chandler, Doug Dieken, Jim Mueller (WHK 1420 AM, WVMs 100.7 FM)

DATE	RESULT	OPPONENT	ATT
9/9	W, 13-3	Pittsburgh Steelers	78,298
9/16	L, 21-24	at New York Jets	67,354
9/23	L, 14-24	San Diego Chargers	77,429
9/30	L, 0-34	at Kansas City Chiefs	75,462
10/8	W, 30-29	at Denver Broncos	74,814
10/14	L, 20-25	at New Orleans Saints	68,608
10/22	L, 13-34	Cincinnati Bengals	78,567
10/28	L, 17-20	at San Francisco 49ers	63,672
11/4	L, 0-42	Buffalo Bills	78,331
11/18	L, 23-35	Houston Oilers	76,726
11/25	L, 13-30	Miami Dolphins	70,225
12/2	L, 23-38	Los Angeles Rams	61,981
12/9	L, 14-58	at Houston Oilers	54,469
12/16	W, 13-10	Atlanta Falcons	46,536
12/23	L, 0-35	at Pittsburgh Steelers	51,665
12/30	L, 14-21	at Cincinnati Bengals	60,041

TEAM STATISTICS	BROWNS	OPPONENT
Total First Downs	259	314
Rushing	74	117
Passing	167	169
Penalty	18	28
3rd Down: Made/Att	81/207	104/211
3rd Down Pct.	39.1%	49.3%
4th Down: Made/Att	7/19	2/3
4th Down Pct.	36.8%	66.7%
Total Net Yards	4,367	5,190
Avg. Per Game	272.9	324.4
Total Plays	960	987
Avg. Per Play	4.5	5.3
Net Yards Rushing	1,220	2,105
Avg. Per Game	76.3	131.6
Total Rushes	345	511
Net Yards Passing	3,147	3,085
Avg. Per Game	196.7	192.8
Sacked/Yards Lost	42/260	32/211
Gross Yards	3,407	3,296
Attempts/Completions	573/301	444/253
Completion Pct.	52.5%	57.0%
Had Intercepted	23	13
Punts/Avg.	78/36.9	68/38.1
Net Punting Avg.	78/31.5	68/35.0
Penalties/Yards Lost	122/922	95/684
Fumbles/Ball Lost	37/23	24/9
Touchdowns	27	59
Rushing	10	21
Passing	13	32
Returns	4	6
Avg. Time Of Possession	27:11	32:49

SCORE BY PERIODS	1ST	2ND	3RD	4TH	OT	TOT
Browns	32	57	71	68	0	— 228
Opponents	107	182	61	112	0	— 462

SCORING	RU	PA	ST	DF	PAT	ZRU	ZPA	FG	SAF	TP
Kauric, Jerry	0	0	0	0	24/27	0	0	14/20	0	66
Mack, Kevin	5	2	0	0	0/0	0	0	0/0	0	42
Slaughter, W.	0	4	0	0	0/0	0	0	0/0	0	24
Metcalf, Eric	1	1	2	0	0/0	0	0	0/0	0	24
Hoard, Leroy	3	0	0	0	0/0	0	0	0/0	0	18

PASSING	ATT	CMP	YDS	PCT	AV/AT	TD	TD%	INT	INT%	LG	TKLD	RATNG
Kosar, Bernie	423	230	2,562	54.4	6.06	10	2.4	15	3.5	50	37/220	65.7
Pagel, Mike	148	69	819	46.6	5.53	3	2.0	8	5.4	32	5/40	48.2
Francis, Jeff	2	2	26	100.0	13.00	0	0.0	0	0.0	17	0/0	118.8
Browns	573	301	3,407	52.5	5.95	13	2.3	23	4.0	50	42/260	61.5
Opponents	444	253	3,296	57.0	7.42	32	7.2	13	2.9	59	32/211	92.3

Langhorne, R.	0	2	0	0	0/0	0	0	0/0	0	12
Brennan, Brian	0	2	0	0	0/0	0	0	0/0	0	12
Newsome, Ozzie	0	2	0	0	0/0	0	0	0/0	0	12
Johnson, Mike	0	0	0	1	0/0	0	0	0/0	0	6
Gainer, Derrick	1	0	0	0	0/0	0	0	0/0	0	6
Blaylock, A.	0	0	0	1	0/0	0	0	0/0	0	6
Browns	10	13	2	2	24/27	0	0	14/20	0	228
Opponents	21	32	0	6	56/59	0	0	16/27	2	462

SACKS: M.Perry 11.5, A.Pleasant 3.5, C.Matthews 3.5, A.Baker 3.0, S.Braggs 2.5, M.Johnson 2.0, R.Burnett 2.0, T.Gibson 1.0, D.Grayson 1.0, A.Blalock 1.0, B.Buczkowski 0.5, V.Walters 0.5 **Browns: 32.0, Opponents: 42.0**

RUSHING	NO	YDS	AVG	LG	TD
Mack, Kevin	158	702	4.4	26	5
Metcalf, Eric	80	248	3.1	17	1
Hoard, Leroy	58	149	2.6	42	3
Gainer, Derrick	30	81	2.7	9	1
Kosar, Bernie	10	13	1.3	5	0
Slaughter, Webster	5	29	5.8	17	0
Pagel, Mike	3	-1	-0.3	0	0
Redden, Barry	1	-1	-1.0	-1	0
Browns	345	1,220	3.5	42	10
Opponents	511	2,105	4.1	39	21

RECEIVING	NO	YDS	AVG	LG	TD
Slaughter, Webster	59	847	14.4	50	4
Metcalf, Eric	57	452	7.9	35	1
Langhorne, Reggie	45	585	13.0	39	2
Brennan, Brian	45	568	12.6	28	2
Mack, Kevin	42	360	8.6	30	2
Newsome, Ozzie	23	240	10.4	38	2
Hoard, Leroy	10	73	7.3	17	0
Gainer, Derrick	7	85	12.1	20	0
Joines, Vernon	6	86	14.3	24	0
Galbraith, Scott	4	62	15.5	28	0
Talley, John	2	28	14.0	19	0
Kauric, Jerry	1	21	21.0	21	0
Browns	301	3,407	11.3	50	13
Opponents	253	3,296	13.0	59	32

INTERCEPTIONS	NO	YDS	AVG	LG	TD
Wright, Felix	3	56	18.7	36	0
Blaylock, Anthony	2	45	22.5	45	0
Braggs, Stephen	2	13	6.5	11	0
Minnifield, Frank	2	0	0.0	0	0
Johnson, Mike	1	64	64.0	64	1
Gash, Thane	1	16	16.0	16	0
Waiters, Van	1	15	15.0	15	0
Grayson, David	1	3	3.0	3	0
Browns	13	212	16.3	64	1
Opponents	23	422	18.3	67	3

PUNTING	NO	YDS	AVG	IN20	TB	LG	BLK
Wagner, Bryan	74	2,879	38.9	13	2	65	4
Team, Stat	4	0	0.0	0	0	0	0
Browns	78	2,879	36.9	13	2	65	4
Opponents	68	2,589	38.1	15	4	70	1

PUNT RETURNS	NO	FC	YDS	AVG	LG	TD
Adams, Stefan	13	4	81	6.2	25	0
Brennan, Brian	9	4	72	8.0	15	0
Lewis, Leo	8	7	56	7.0	18	0
Waiters, Van	1	0	0	0.0	0	0
Browns	31	15	209	6.7	25	0
Opponents	41	13	425	10.4	37	0

KICKOFF RETURNS	NO	YDS	AVG	LG	TD
Metcalf, Eric	52	1,052	20.2	101	2
Fullwood, Brent	6	119	19.8	27	0
Adams, Stefan	3	33	11.0	15	0
Galbraith, Scott	3	16	5.3	10	0
Hoard, Leroy	2	18	9.0	10	0
Johnson, Eddie	2	17	8.5	11	0
Barnett, Harlon	1	15	15.0	15	0
Talley, John	1	6	6.0	6	0
Gainer, Derrick	1	0	0.0	0	0
Browns	71	1,276	18.0	101	2
Opponents	45	805	17.9	39	0

FIELD GOALS	1-19	20-29	30-39	40-49	50+	TOT
Kauric, Jerry	0/0	5/5	5/8	4/7	0/0	14/20
Browns	0/0	5/5	5/8	4/7	0/0	14/20
Opponents	1/1	4/4	4/6	6/14	1/2	16/27

STAFF

PLAYERS

2021 SEASON

HISTORY

RECORDS

GAME DAY

1991 (6-10)

COACH: Bill Belichick

DIVISION FINISH: 3rd AFC Central

1991 USUAL STARTING LINEUPS

OFFENSE		DEFENSE	
WR 84	Webster Slaughter	LDE 90	Rob Burnett
LT 66	Tony Jones	75	Pio Sagapolutele
LG 70	John Rienstra	LDT 96	James Jones
C 61	Mike Baab	RDT 92	Michael Dean Perry
RG 68	Ed King	RDE 98	Anthony Pleasant
RT 69	Dan Fike	LOLB 50	Van Waiters
TE 81	Scott Galbraith	58	David Brandon
WR 88	Reggie Langhorne	MLB 59	M. Johnson, 52 R. Brown
1	Michael Jackson	ROLB 57	Clay Matthews
QB 19	Bernie Kosar	LCB 31	Frank Minnifield
FB 34	Kevin Mack	RCB 39	R. Hilliard, 36 S. Braggs
RB 33	Leroy Hoard	SS 37	H. Barnett, 29 E. Turner
21	Eric Metcalf	FS 22	Vince Newsome

RADIO ANNOUNCERS:

New Chandler, Doug Dieken, Jim Mueller (WHK 1420 AM, WWMS 100.7 FM)

DATE	RESULT	OPPONENT	ATT
9/1	L, 14-26	Dallas Cowboys	78,860
9/8	W, 20-0	at New England Patriots	35,377
9/15	W, 14-13	Cincinnati Bengals	78,269
9/22	L, 10-13	at New York Giants	75,891
10/6	L, 14-17	New York Jets	71,042
10/13	L, 17-42	at Washington Redskins	54,715
10/20	W, 30-24 (OT)	at San Diego Chargers	48,440
10/27	W, 17-14	Pittsburgh Steelers	78,285
11/3	L, 21-23	at Cincinnati Bengals	55,077
11/10	L, 30-32	Philadelphia Eagles	72,086
11/17	L, 24-28	at Houston Oilers	58,155
11/24	W, 20-15	Kansas City Chiefs	63,991
12/1	W, 31-0	at Indianapolis Colts	57,539
12/8	L, 7-17	Denver Broncos	73,539
12/15	L, 14-17	Houston Oilers	55,880
12/22	L, 10-17	at Pittsburgh Steelers	47,070

TEAM STATISTICS		BROWNS	OPPONENT
Total First Downs		265	298
Rushing		82	100
Passing		163	179
Penalty		20	19
3rd Down: Made/Att	74/199	97/215	
3rd Down Pct.	37.2%	45.1%	
4th Down: Made/Att	9/20	9/17	
4th Down Pct.	45.0%	52.9%	
Total Net Yards	4,664	5,084	
Avg. Per Game	291.5	317.8	
Total Plays	934	1,004	
Avg. Per Play	5.0	5.1	
Net Yards Rushing	1,360	1,875	
Avg. Per Game	85.0	117.2	
Total Rushes	389	447	
Net Yards Passing	3,304	3,209	
Avg. Per Game	206.5	200.6	
Sacked/Yards Lost	42/243	35/236	
Gross Yards	3,547	3,445	
Attempts/Completions	503/312	522/312	
Completion Pct.	62.0%	59.8%	
Had Intercepted	10	15	
Punts/Avg.	80/42.5	61/41.3	
Net Punting Avg.	80/37.6	61/37.2	
Penalties/Yards Lost	108/872	103/770	
Fumbles/Ball Lost	18/8	33/18	
Touchdowns	35	33	
Rushing	12	12	
Passing	19	20	
Returns	4	1	
Avg. Time Of Possession	29:00	31:00	

SCORE BY PERIODS	1ST	2ND	3RD	4TH	OT	TOT
Browns	57	105	77	48	6	— 293
Opponents	25	113	51	109	0	— 298

SCORING	RU	PA	ST	DF	PAT	2RU	2PA	FG	SAF	TP
Stover, Matt	0	0	0	0	33/34	0	0	16/22	0	81
Hoard, Leroy	2	9	0	0	0/0	0	0	0/0	0	66
Mack, Kevin	8	2	0	0	0/0	0	0	0/0	0	60
Slaughter, W.	0	3	0	0	0/0	0	0	0/0	0	18
Langhorne, R.	0	2	0	0	0/0	0	0	0/0	0	12

PASSING	ATT	CMP	YDS	PCT	AVI/AT	TD	TD%	INT	INT%	LG	TKLD	RATING
Kosar, Bernie	494	307	3,487	62.1	7.06	18	3.6	9	1.8	71t	41/232	87.8
Philcox, Todd	8	4	49	50.0	6.13	0	0.0	1	12.5	28	0/0	29.7
Hansen, Brian	1	1	11	100.0	11.00	1	100.0	0	0.0	11t	0/0	152.1
Metcalf, Eric	0	0	0	0.0	0.00	0	0.0	0	0.0	0	1/11	39.6
Browns	503	312	3,547	62.0	7.05	19	3.8	10	2.0	71t	42/243	87.5
Opponents	522	312	3,445	59.8	6.60	20	3.8	15	2.9	70t	35/236	80.2

Morris, Joe	2	0	0	0	0/0	0	0	0/0	0	12		
Jackson, M.	0	2	0	0	0/0	0	0	0/0	0	12		
Jones, James	0	0	0	1	0/0	0	0	0/0	1	8		
Brennan, Brian	0	1	0	0	0/0	0	0	0/0	0	6		
Brandon, David	0	0	0	1	0/0	0	0	0/0	0	6		
Turner, Eric	0	0	0	1	0/0	0	0	0/0	0	6		
Newsome, V.	0	0	0	1	0/0	0	0	0/0	0	6		
Browns	12	19	0	4	33/34	0	0	0	0	16/22	1	293
Opponents	12	20	0	1	32/33	0	0	0	0	22/30	1	298

SACKS: M.Perry 8.5, C.Matthews 6.5, D.Brandon 3.0, R.Burnett 3.0, A.Pleasant 2.5, R.Hilliard 2.0, P.Sagapolutele 1.5, V.Waiters 1.5, J.Thornton 1.0, J.Jones 1.0, F.Conover 1.0, H.Barnett 1.0, S.Braggs 1.0, R.Brown 0.5, A.Florence 0.5, E.Logan 0.5 Browns: 35.0, Opponents: 42.0

RUSHING	NO	YDS	AVG	LG	TD
Mack, Kevin	197	726	3.7	51t	8
Morris, Joe	93	289	3.1	15	2
Hoard, Leroy	37	154	4.2	52	2
Metcalf, Eric	30	107	3.6	15	0
Kosar, Bernie	26	74	2.8	14	0
Rouson, Lee	3	14	4.7	9	0
Hansen, Brian	2	-3	-1.5	0	0
Philcox, Todd	1	-1	-1.0	-1	0
Browns	389	1,360	3.5	52	12
Opponents	447	1,875	4.2	65t	12

RECEIVING	NO	YDS	AVG	LG	TD
Slaughter, Webster	64	906	14.2	62t	3
Hoard, Leroy	48	567	11.8	71t	9
Mack, Kevin	40	255	6.4	22	2
Langhorne, Reggie	39	505	12.9	40t	2
Brennan, Brian	31	325	10.5	30	2
Metcalf, Eric	29	294	10.1	45	0
Galbraith, Scott	27	328	12.1	42	0
Jackson, Michael	17	268	15.8	65t	2
Morris, Joe	13	76	5.8	13	0
Rouson, Lee	2	9	4.5	6	0
Talley, John	1	13	13.0	13	0
Kosar, Bernie	1	1	1.0	1	0
Browns	312	3,547	11.4	71t	19
Opponents	312	3,445	11.0	70t	20

INTERCEPTIONS	NO	YDS	AVG	LG	TD
Braggs, Stephen	3	15	5.0	15	0
Brandon, David	2	70	35.0	40	1
Turner, Eric	2	42	21.0	42t	1
Matthews, Clay	1	35	35.0	35	0
Newsome, Vince	1	31	31.0	31	0
Jones, James	1	20	20.0	20t	1
Brown, Richard	1	19	19.0	19	0
Hilliard, Randy	1	19	19.0	19	0
Figaro, Cedric	1	9	9.0	9	0
Johnson, Mike	1	0	0.0	0	0
Jackson, Alfred	1	0	0.0	0	0
Browns	15	260	17.3	42t	3
Opponents	10	95	9.5	57t	1

PUNTING	NO	YDS	AVG	IN20	TB	LG	BLK
Hansen, Brian	80	3,397	42.5	20	6	65	0
Browns	80	3,397	42.5	20	6	65	0
Opponents	61	2,520	41.3	16	6	61	0

PUNT RETURNS	NO	FC	YDS	AVG	LG	TD
Slaughter, Webster	17	3	112	6.6	17	0
Metcalf, Eric	12	1	100	8.3	30	0
Minnifield, Frank	0	0	28	0.0	28	0
Brennan, Brian	2	6	11	5.5	11	0
Stat, Team	0	0	0	0.0	31	0
Browns	31	10	251	8.1	31	0
Opponents	40	15	388	9.7	48	0

KICKOFF RETURNS	NO	YDS	AVG	LG	TD
Metcalf, Eric	23	351	15.3	24	0
Morris, Joe	18	310	17.2	36	0
Peebles, Danny	8	149	18.6	32	0
James, Lynn	3	49	16.3	21	0
Galbraith, Scott	2	13	6.5	8	0
Rouson, Lee	1	16	16.0	16	0
Browns	55	888	16.1	36	0
Opponents	50	1,022	20.4	47	0

FIELD GOALS	1-19	20-29	30-39	40-49	50+	TOT
Stover, Matt	1/2	2/3	8/9	3/6	2/2	16/22
Browns	1/2	2/3	8/9	3/6	2/2	16/22
Opponents	1/1	10/12	8/8	2/4	1/5	22/30

STAFF

PLAYERS

2021 SEASON

HISTORY

RECORDS

GAME DAY

1992 (7-9)

COACH: Bill Belichick

DIVISION FINISH: 3rd AFC Central

1992 USUAL STARTING LINEUPS

OFFENSE		DEFENSE	
WR 1	Michael Jackson	LDE 90	Rob Burnett
LT 66	Tony Jones	LDT 96	James Jones
LG 72	B. Dahl, 70 J. Rienstra	RDT 92	Michael Dean Perry
C 63	Jay Hilgenberg	RDE 98	Anthony Pleasant
RG 68	Ed King	LOLB 58	David Brandon
RT 69	Dan Fike	MLB 59	Mike Johnson
TE 83	Mark Bavaro	ROLB 57	Clay Matthews
WR 85	Lawyer Tillman	LCB 31	Frank Minnifield
QB 19	B. Kosar, 18 M. Tomczak	RCB 24	Terry Taylor
FB 44	T. Vardell, 34 K. Mack	SS 29	Eric Turner
RB 33	L. Hoard, 21 E. Metcalf	FS 22	Vince Newsome

RADIO ANNOUNCERS:

New Chandler, Doug Dieken, Jim Mueller (WHK 1420 AM, WWMS 100.7 FM)

DATE	RESULT	OPPONENT	ATT
9/6	L, 3-14	at Indianapolis Colts	50,766
9/14	L, 23-27	Miami Dolphins	74,765
9/20	W, 28-16	at Los Angeles Raiders	48,102
9/27	L, 0-12	Denver Broncos	78,064
10/11	W, 17-9	Pittsburgh Steelers	78,080
10/18	W, 17-6	Green Bay Packers	69,268
10/25	W, 19-17	at New England Patriots	32,219
11/1	L, 10-30	at Cincinnati Bengals	54,765
11/8	W, 24-14	at Houston Oilers	57,348
11/15	L, 13-14	San Diego Chargers	58,396
11/22	L, 13-17	at Minnesota Vikings	53,323
11/29	W, 27-14	Chicago Bears	73,578
12/6	W, 37-21	Cincinnati Bengals	68,368
12/13	L, 14-24	at Detroit Lions	65,970
12/20	L, 14-17	Houston Oilers	59,898
12/27	L, 13-23	at Pittsburgh Steelers	53,776

TEAM STATISTICS

	BROWNS	OPPONENT
Total First Downs	242	281
Rushing	85	86
Passing	141	170
Penalty	16	25
3rd Down: Made/Att	67/196	76/205
3rd Down Pct.	34.2%	37.1%
4th Down: Made/Att	9/17	7/14
4th Down Pct.	52.9%	50.0%
Total Net Yards	4,492	4,757
Avg. Per Game	280.8	297.3
Total Plays	883	963
Avg. Per Play	5.1	4.9
Net Yards Rushing	1,607	1,605
Avg. Per Game	100.4	100.3
Total Rushes	451	429
Net Yards Passing	2,885	3,152
Avg. Per Game	180.3	197.0
Sacked/Yards Lost	34/217	48/315
Gross Yards	3,102	3,467
Attempts/Completions	398/238	486/291
Completion Pct.	59.8%	59.9%
Had Intercepted	16	13
Punts/Avg.	75/41.1	74/44.5
Net Punting Avg.	75/38.0	74/38.7
Penalties/Yards Lost	104/765	93/764
Fumbles/Ball Lost	19/12	33/20
Touchdowns	30	29
Rushing	7	5
Passing	18	23
Returns	5	1
Avg. Time Of Possession	30:13	29:47

SCORE BY PERIODS

	1ST	2ND	3RD	4TH	OT	TOT
Browns	63	31	76	102	0	272
Opponents	55	47	80	93	0	275

SCORING

	RU	PA	ST	DF	PAT	2RU	2PA	FG	SAF	TP
Stover, Matt	0	0	0	0	29/30	0	0	0	21/29	0
Metcalf, Eric	1	5	1	0	0/0	0	0	0	0/0	0
Jackson, M.	0	7	0	0	0/0	0	0	0	0/0	0
Mack, Kevin	6	0	0	0	0/0	0	0	0	0/0	0
Bavaro, Mark	0	2	0	0	0/0	0	0	0	0/0	0

PASSING	ATT	CMP	YDS	PCT	AV/AT	TD	TD%	INT	INT%	LG	TKLD	RATING
Tomczak, Mike	211	120	1,693	56.9	8.02	7	3.3	7	3.3	52	12/85	80.1
Kosar, Bernie	155	103	1,160	66.5	7.48	8	5.2	7	4.5	69t	21/126	87.0
Philcox, Todd	27	13	217	48.1	8.04	3	11.1	1	3.7	69t	1/6	97.3
Goebel, Brad	3	2	32	66.7	10.67	0	0.0	0	0.0	22	0/0	102.1
Metcalf, Eric	1	0	0	0.0	0.00	0	0.0	0	0.0	0	0/0	39.6
Stover, Matt	1	0	0	0.0	0.00	0	0.0	1	100.0	0	0/0	0.0
Browns	398	238	3,102	59.8	7.79	18	4.5	16	4.0	69t	34/127	82.7
Opponents	486	291	3,467	59.9	7.13	23	4.7	13	2.7	68t	48/315	86.3

Brandon, David	0	0	0	2	0/0	0	0	0	0/0	0	12
Jones, James	0	1	0	0	0/0	0	0	0	0/0	0	6
Galbraith, S.	0	1	0	0	0/0	0	0	0	0/0	0	6
Johnson, Mike	0	0	0	1	0/0	0	0	0	0/0	0	6
Hoard, Leroy	0	1	0	0	0/0	0	0	0	0/0	0	6
Moore, Steven	0	0	0	1	0/0	0	0	0	0/0	0	6
Wolfey, Ron	0	1	0	0	0/0	0	0	0	0/0	0	6
Browns	7	18	1	4	29/30	0	0	0	21/29	0	272
Opponents	5	23	0	1	29/29	0	0	0	24/29	0	275

SACKS: R. Burnett 9.0, C. Matthews 9.0, M. Perry 8.5, J. Jones 4.0, A. Pleasant 4.0, B. Johnson 2.0, M. Johnson 2.0, S. Moore 2.0, V. Newsome 2.0, D. Brandon 1.0, R. Brown 1.0, R. Hilliard 1.0, E. Logan 1.0, E. Turner 1.0, E. Walls 0.5
Browns: 48.0, Opponents: 34.0

RUSHING

	NO	YDS	AVG	LG	TD
Mack, Kevin	169	543	3.2	37	6
Vardell, Tommy	99	369	3.7	35	0
Metcalf, Eric	73	301	4.1	31	1
Hoard, Leroy	54	236	4.4	37	0
Tomczak, Mike	24	39	1.6	16	0
Brooks, James	13	38	2.9	13	0
Baldwin, Randy	10	31	3.1	11	0
Kosar, Bernie	5	12	2.4	8	0
Tillman, Lawyer	2	15	7.5	15	0
Jackson, Michael	1	21	21.0	21	0
Wolfey, Ron	1	2	2.0	2	0
Browns	451	1,607	3.6	37	7
Opponents	429	1,605	3.7	48	5

RECEIVING

	NO	YDS	AVG	LG	TD
Jackson, Michael	47	755	16.1	69t	7
Metcalf, Eric	47	614	13.1	69t	5
Hoard, Leroy	26	310	11.9	46t	1
Tillman, Lawyer	25	498	19.9	52	0
Bavaro, Mark	25	315	12.6	39	2
Holohan, Pete	20	170	8.5	24	0
Vardell, Tommy	13	128	9.8	23	0
Mack, Kevin	13	81	6.2	23	0
Smith, Rico	5	64	12.8	21	0
Galbraith, Scott	4	63	15.8	28	1
Collins, Shawn	3	31	10.3	11	0
Baldwin, Randy	2	30	15.0	20	0
Holland, Jamie	2	27	13.5	16	0
Wolfey, Ron	2	8	4.0	6	1
Brooks, James	2	-1	-0.5	4	0
McCardell, Keenan	1	8	8.0	8	0
Jones, James	1	1	1.0	1t	1
Browns	238	3,102	13.0	69t	18
Opponents	291	3,467	11.9	68t	23

INTERCEPTIONS

	NO	YDS	AVG	LG	TD
Newsome, Vince	3	55	18.3	29	0
Brandon, David	2	123	61.5	92t	1
Walls, Everson	2	26	13.0	24	0
Minnifield, Frank	2	6	3.0	5	0
Matthews, Clay	1	6	6.0	6	0
Turner, Eric	1	6	6.0	6	0
Johnson, Mike	1	0	0.0	0	0
Taylor, Terry	1	0	0.0	0	0
Browns	13	222	17.1	92t	1
Opponents	16	213	13.3	69	1

PUNTING

	NO	YDS	AVG	IN20	TB	LG	BLK
Hansen, Brian	74	3,083	41.7	28	7	73	1
Team, Stat	1	0	0.0	0	0	0	0
Browns	75	3,083	41.1	28	7	73	1
Opponents	74	3,293	44.5	19	4	66	0

PUNT RETURNS

	NO	FC	YDS	AVG	LG	TD
Metcalf, Eric	44	10	429	9.8	75t	1
Browns	44	10	429	9.8	75t	1
Opponents	27	23	234	8.7	50	0

KICKOFF RETURNS

	NO	YDS	AVG	LG	TD
Baldwin, Randy	30	675	22.5	47	0
Metcalf, Eric	9	157	17.4	30	0
Hoard, Leroy	2	34	17.0	25	0
Vardell, Tommy	2	14	7.0	13	0
Browns	43	880	20.5	47	0
Opponents	51	907	17.8	30	0

FIELD GOALS

	1-19	20-29	30-39	40-49	50+	TOT
Stover, Matt	1/1	11/11	6/8	2/6	1/3	21/29
Browns	1/1	11/11	6/8	2/6	1/3	21/29
Opponents	0/0	10/11	7/8	7/8	0/2	24/29

1993 (7-9)

COACH: Bill Belichick
DIVISION FINISH: 3rd AFC Central
1993 USUAL STARTING LINEUPS

OFFENSE		DEFENSE	
WR 81	Michael Jackson	LDE 90	Rob Burnett
LT 66	Tony Jones	LDT 96	J. Jones, 93 J. Ball
LG 64	Houston Hoover	RDT 92	Michael Dean Perry
C 61	Steve Everett	RDE 98	Anthony Pleasant
RG 72	Bob Dahl	LOLB 53	Pepper Johnson
RT 62	Gene Williams	MLB 59	Mike Johnson
TE 88	Brian Kinchen	ROLB 57	Clay Matthews
WR 83	Mark Carrier	LCB 24	Terry Taylor
QB 12	Vinny Testaverde	RCB 48	Najee Mustafaa
19	Bernie Kosar	SS 27	Stevon Moore
FB 44	Tommy Vardell	FS 29	Eric Turner
RB 21	E. Metcalif, 33 L. Hoard		

RADIO ANNOUNCERS:
 New Chandler, Doug Dieken, Jim Mueller (WHK 1420 AM, WWMs 100.7 FM)

DATE	RESULT	OPPONENT	ATT
9/5	W, 27-14	Cincinnati Bengals	75,508
9/13	W, 23-13	San Francisco 49ers	78,218
9/19	W, 19-16	at Los Angeles Raiders	48,617
9/26	L, 10-23	at Indianapolis Colts	59,654
10/10	L, 14-24	Miami Dolphins	78,138
10/17	W, 28-17	at Cincinnati Bengals	55,647
10/24	W, 28-23	Pittsburgh Steelers	78,118
11/7	L, 14-29	Denver Broncos	77,818
11/14	L, 5-22	at Seattle Seahawks	54,622
11/21	L, 20-27	Houston Oilers	71,668
11/28	L, 14-17	at Atlanta Falcons	54,510
12/5	W, 17-13	New Orleans Saints	60,388
12/12	L, 17-19	at Houston Oilers	58,720
12/19	L, 17-20	New England Patriots	48,618
12/26	W, 42-14	at Los Angeles Rams	34,155
1/2	L, 9-16	at Pittsburgh Steelers	49,208

TEAM STATISTICS	BROWNS	OPPONENT
Total First Downs	264	290
Rushing	91	94
Passing	152	170
Penalty	21	26
3rd Down: Made/Att	66/201	88/231
3rd Down Pct.	32.8%	38.1%
4th Down: Made/Att	11/14	6/13
4th Down Pct.	78.6%	46.2%
Total Net Yards	4,740	4,778
Avg. Per Game	296.3	298.6
Total Plays	948	1,040
Avg. Per Play	5.0	4.6
Net Yards Rushing	1,701	1,654
Avg. Per Game	106.3	103.4
Total Rushes	425	451
Net Yards Passing	3,039	3,124
Avg. Per Game	189.9	195.3
Sacked/Yards Lost	45/289	48/342
Gross Yards	3,328	3,466
Attempts/Completions	478/262	541/306
Completion Pct.	54.8%	56.6%
Had Intercepted	19	13
Punts/Avg.	84/43.2	85/42.4
Net Punting Avg.	84/38.0	85/35.8
Penalties/Yards Lost	121/842	105/821
Fumbles/Ball Lost	27/17	28/9
Touchdowns	36	30
Rushing	8	9
Passing	23	19
Returns	5	2
Avg. Time Of Possession	29:32	30:28

SCORE BY PERIODS	1ST	2ND	3RD	4TH	OT	TOT
Browns	56	99	58	91	0	304
Opponents	64	110	52	81	0	307

SCORING	RU	PA	ST	DF	PAT	ZRU	ZPA	FG	SAF	TP
Stover, Matt	0	0	0	0	36/36	0	0	16/22	0	84
Jackson, M.	0	8	0	0	0/0	0	0	0/0	0	48
Metcalif, Eric	1	2	2	0	0/0	0	0	0/0	0	30
Carrier, Mark	1	3	1	0	0/0	0	0	0/0	0	30
Vardell, Tommy	3	1	0	0	0/0	0	0	0/0	0	24
McCardell, K.	0	4	0	0	0/0	0	0	0/0	0	24

PASSING	ATT	CMP	YDS	PCT	AV/AT
Testaverde, Vinny	230	130	1,797	56.5	7.81
Kosar, Bernie	138	79	807	57.2	5.85
Philcox, Todd	108	52	699	48.1	6.47
Jackson, Michael	1	1	25	100.0	25.00
Hoard, Leroy	1	0	0	0.0	0.00
Browns	478	262	3,328	54.8	6.96
Opponents	541	306	3,466	56.6	6.41

Kinchen, Brian	0	2	0	0	0/0	0	0	0/0	0	12
Philcox, Todd	1	0	0	0	0/0	0	0	0/0	0	6
Baldwin, R.	0	1	0	0	0/0	0	0	0/0	0	6
Wolfey, Ron	0	1	0	0	0/0	0	0	0/0	0	6
Moore, Stevon	0	0	0	1	0/0	0	0	0/0	0	6
Mack, Kevin	1	0	0	0	0/0	0	0	0/0	0	6
Mustafaa, N.	0	0	0	1	0/0	0	0	0/0	0	6
Tillman, L.	0	1	0	0	0/0	0	0	0/0	0	6
Jones, James	1	0	0	0	0/0	0	0	0/0	0	6
Pleasant, A.	0	0	0	0	0/0	0	0	0/0	1	2
Riddick, Louis	0	0	0	0	0/0	0	0	0/0	1	2
Browns	8	23	3	2	36/36	0	0	16/22	2	304
Opponents	9	19	0	2	30/30	0	0	31/38	2	307

SACKS: A. Pleasant 11.0, R. Burnett 9.0, M. Perry 6.0, J. Jones 5.5, C. Matthews 5.5, M. Johnson 4.0, J. Ball 3.0, D. Footman 1.0, B. Johnson 1.0, P. Johnson 1.0, E. Walls 1.0
Browns: 48.0, Opponents: 45.0

RUSHING	NO	YDS	AVG	LG	TD
Vardell, Tommy	171	644	3.8	54	3
Metcalif, Eric	129	611	4.7	55	1
Hoard, Leroy	56	227	4.1	30	0
Testaverde, Vinny	18	74	4.1	14	0
Baldwin, Randy	18	61	3.4	11	0
Kosar, Bernie	14	19	1.4	10	0
Mack, Kevin	10	33	3.3	7	1
Carrier, Mark	4	26	6.5	15t	1
Philcox, Todd	2	3	1.5	3t	1
Jones, James	2	2	1.0	1t	1
Jackson, Michael	1	1	1.0	1	0
Browns	425	1,701	4.0	55	8
Opponents	451	1,654	3.7	49	9

RECEIVING	NO	YDS	AVG	LG	TD
Metcalif, Eric	63	539	8.6	49t	2
Carrier, Mark	43	746	17.3	55	3
Jackson, Michael	41	756	18.4	62t	8
Hoard, Leroy	35	351	10.0	41	0
Kinchen, Brian	29	347	12.0	40	2
Vardell, Tommy	19	151	7.9	28t	1
McCardell, Keenan	13	234	18.0	43	4
Tillman, Lawyer	5	68	13.6	18	1
Wolfey, Ron	5	25	5.0	9	1
Smith, Rico	4	55	13.8	17	0
Rowe, Patrick	3	37	12.3	16	0
Williams, Clarence	1	14	14.0	14	0
Baldwin, Randy	1	5	5.0	5t	1
Browns	262	3,328	12.7	62t	23
Opponents	306	3,466	11.3	56	19

INTERCEPTIONS	NO	YDS	AVG	LG	TD
Turner, Eric	5	25	5.0	19	0
Jones, Selwyn	3	0	0.0	0	0
Mustafaa, Najee	1	97	97.0	97t	1
Hilliard, Randy	1	54	54.0	54	0
Speer, Del	1	22	22.0	22	0
Matthews, Clay	1	10	10.0	10	0
Johnson, Mike	1	0	0.0	0	0
Browns	13	208	16.0	97t	1
Opponents	19	246	12.9	69	0

PUNTING	NO	YDS	AVG	IN20	TB	LG	BLK
Hansen, Brian	82	3,632	44.3	15	10	72	2
Team, Stat	2	0	0.0	0	0	0	0
Browns	84	3,632	43.2	15	10	72	2
Opponents	85	3,603	42.4	24	7	61	0

PUNT RETURNS	NO	FC	YDS	AVG	LG	TD
Metcalif, Eric	36	11	464	12.9	91t	2
Carrier, Mark	6	1	92	15.3	56t	1
Turner, Eric	0	0	7	0.0	7	0
Browns	42	12	563	13.4	91t	3
Opponents	49	14	438	8.9	36	0

KICKOFF RETURNS	NO	YDS	AVG	LG	TD
Baldwin, Randy	24	444	18.5	31	0
Metcalif, Eric	15	318	21.2	47	0
Hoard, Leroy	13	286	22.0	39	0
Vardell, Tommy	4	58	14.5	16	0
Smith, Rico	1	13	13.0	13	0
Kinchen, Brian	1	0	0.0	0	0
Browns	58	1,119	19.3	47	0
Opponents	46	814	17.7	49	0

FIELD GOALS	1-19	20-29	30-39	40-49	50+	TOT
Stover, Matt	0/0	4/4	5/6	6/8	1/4	16/22
Browns	0/0	4/4	5/6	6/8	1/4	16/22
Opponents	1/1	13/14	6/10	8/9	3/4	31/38

TD	TD%	INT	INT%	LG	TKLD	RATING
14	6.1	9	3.9	62t	17/101	85.7
5	3.6	3	2.2	38t	21/128	77.2
4	3.7	7	6.5	56	7/60	54.5
0	0.0	0	0.0	25	0/0	118.8
0	0.0	0	0.0	0	0/0	39.6
23	4.8	19	4.0	62t	45/289	76.2
19	3.5	13	2.4	56	48/342	77.6

STAFF
PLAYERS
2021 SEASON
HISTORY
RECORDS
GAME DAY

1994 (11-5)

STAFF

COACH: Bill Belichick
DIVISION FINISH: 2nd AFC Central
1994 USUAL STARTING LINEUPS

OFFENSE		DEFENSE	
WR 81	Michael Jackson	LDE 90	Rob Burnett
83	Mark Carrier	LDT 94	Bill Johnson
LT 66	Tony Jones	RDT 92	Michael Dean Perry
LG 69	Doug Dawson	RDE 98	Anthony Pleasant
C 63	Wally Williams	LOLB 58	Carl Banks
C 61	Steve Everett	MLB 52	Pepper Johnson
RG 72	Bob Dahl	ROLB 50	Frank Stams
RT 77	Orlando Brown	LCB 38	Antonio Langham
62	Gene Williams	RCB 28	Don Griffin
TE 88	Brian Kinchen	SS 27	Stevon Moore
89	Walter Reeves	FS 29	Eric Turner
WR 85	Derrick Alexander		
QB 12	Vinny Testaverde		
11	Mark Rypien		
FB 33	L. Hoard, 44 T. Vardell		
RB 21	Eric Metcalif		

RADIO ANNOUNCERS:
 Casey Coleman, Doug Dieken, Jim Mueller (WKNR 1220 AM, WDOK 102.1 FM)

PLAYERS

DATE	RESULT	OPPONENT	ATT
9/4	W, 28-20	at Cincinnati Bengals	52,778
9/11	L, 10-17	Pittsburgh Steelers	77,774
9/18	W, 32-0	Arizona Cardinals	62,818
9/25	W, 21-14	at Indianapolis Colts	55,821
10/2	W, 27-7	New York Jets	76,188
10/13	W, 11-8	at Houston Oilers	50,364
10/23	W, 37-13	Cincinnati Bengals	77,588
10/30	L, 14-26	at Denver Broncos	73,190
11/6	W, 13-6	New England Patriots	73,878
11/13	W, 26-7	at Philadelphia Eagles	65,233
11/20	L, 13-20	at Kansas City Chiefs	69,121
11/27	W, 34-10	Houston Oilers	65,088
12/4	L, 13-16	New York Giants	72,068
12/10	W, 19-14	at Dallas Cowboys	64,826
12/18	L, 7-17	at Pittsburgh Steelers	60,808
12/24	W, 35-9	Seattle Seahawks	54,180
WLD CARD PLAYOFF			
1/1	W, 20-13	New England Patriots	77,452
DIVISIONAL PLAYOFF			
1/7	L, 9-29	at Pittsburgh Steelers	58,185

2021 SEASON

HISTORY

TEAM STATISTICS	BROWNS	OPPONENT
Total First Downs	273	304
Rushing	80	98
Passing	161	173
Penalty	32	33
3rd Down: Made/Att	69/204	83/242
3rd Down Pct.	33.8%	34.3%
4th Down: Made/Att	4/12	7/18
4th Down Pct.	33.3%	38.9%
Total Net Yards	4,832	4,826
Avg. Per Game	302.0	301.6
Total Plays	970	1,090
Avg. Per Play	5.0	4.4
Net Yards Rushing	1,657	1,669
Avg. Per Game	103.6	104.3
Total Rushes	449	465
Net Yards Passing	3,175	3,157
Avg. Per Game	198.4	197.3
Sacked/Yards Lost	14/94	38/268
Gross Yards	3,269	3,425
Attempts/Completions	507/266	587/325
Completion Pct.	52.5%	55.4%
Had Intercepted	21	18
Punts/Avg.	80/40.1	97/40.0
Net Punting Avg.	80/37.4	97/35.2
Penalties/Yards Lost	113/969	129/1,139
Fumbles/Ball Lost	26/14	26/13
Touchdowns	37	22
Rushing	12	9
Passing	20	13
Returns	0	5
Avg. Time Of Possession	28:43	31:17

RECORDS

SCORE BY PERIODS	1ST	2ND	3RD	4TH	OT	TOT
Browns	65	121	55	99	0	340
Opponents	52	58	28	66	0	204

SCORING	RU	PA	ST	DF	PAT	2RU	2PA	FG	SAF	TP
Stover, Matt	0	0	0	0	32/32	0	0	26/28	0	110

PASSING	ATT	CMP	YDS	PCT	AV/AT	TD	TD%	INT	INT%	LG	TKLD	RATING
Testaverde, Vinny	376	207	2,575	55.1	6.85	16	4.3	18	4.8	81t	12/83	70.7
Rypien, Mark	128	59	694	46.1	5.42	4	3.1	3	2.3	43	2/11	63.7
Jackson, Michael	2	0	0	0.0	0.00	0	0.0	0	0.0	0	0/0	39.6
Metcalif, Eric	1	0	0	0.0	0.00	0	0.0	0	0.0	0	0/0	39.6
Browns	507	266	3,269	52.5	6.45	20	3.9	21	4.1	81t	14/94	68.6
Opponents	587	325	3,425	55.4	5.83	13	2.2	18	3.1	44	38/268	67.1

GAME DAY

^ Tied NFL Lead

Hoard, Leroy	5	4	0	0	0/0	0	0	0	0	0	0	0	54
Metcalif, Eric	2	3	2	0	0/0	0	0	0	0	0	0	0	42
Carrier, Mark	1	5	0	0	0/0	0	0	0	0	0	0	0	36
Alexander, Derrick	0	2	0	0	0/0	0	0	1	0	0	0	0	14
Testaverde, Vinny	2	0	0	0	0/0	0	0	0	0	0	0	0	12
Byner, Earnest	2	0	0	0	0/0	0	0	0	0	0	0	0	12
Jackson, Michael	0	2	0	0	0/0	0	0	0	0	0	0	0	12
Tupa, Tom	0	0	0	0	0/0	3	0	0	0	0	0	0	6
Baldwin, Randy	0	0	1	0	0/0	0	0	0	0	0	0	0	6
Turner, Eric	0	0	0	1	0/0	0	0	0	0	0	0	0	6
Hartley, Frank	0	1	0	0	0/0	0	0	0	0	0	0	0	6
Kinchen, Brian	0	1	0	0	0/0	0	0	0	0	0	0	0	6
Reeves, Walter	0	1	0	0	0/0	0	0	0	0	0	0	0	6
Hill, Travis	0	0	1	0	0/0	0	0	0	0	0	0	0	6
Vardell, Tommy	0	1	0	0	0/0	0	0	0	0	0	0	0	6
Browns	12	20	4	1	32/32	3	1	26/28	0	340			
Opponents	9	13	0	0	19/19	0	1	17/26	0	204			

SACKS: R. Burnett 10.0, A. Pleasant 4.5, D. Griffin 4.0, M. Perry 4.0, J. Jones 3.0, D. Footman 2.5, P. Johnson 2.5, F. Stams 2.0, C. Banks 1.5, G. Dixon 1.0, B. Johnson 1.0, B. Thompson 1.0, E. Turner 1.0 **Browns: 38.0, Opponents: 14.0**

RUSHING	NO	YDS	AVG	LG	TD
Hoard, Leroy	209	890	4.3	39	5
Metcalif, Eric	93	329	3.5	37t	2
Byner, Earnest	75	219	2.9	15	2
Baldwin, Randy	23	78	3.4	16	0
Testaverde, Vinny	21	37	1.8	12	2
Vardell, Tommy	15	48	3.2	9	0
Rypien, Mark	7	4	0.6	2	0
Alexander, Derrick	4	38	9.5	25	0
Carrier, Mark	1	14	14.0	14t	1
Jones, James	1	0	0	0	0
Browns	449	1,657	3.7	39	12
Opponents	465	1,669	3.6	41	9

RECEIVING	NO	YDS	AVG	LG	TD
Alexander, Derrick	48	828	17.3	81t	2
Metcalif, Eric	47	436	9.3	57t	3
Hoard, Leroy	45	445	9.9	65t	4
Carrier, Mark	29	452	15.6	43	5
Kinchen, Brian	24	232	9.7	38	1
Jackson, Michael	21	304	14.5	30	2
Vardell, Tommy	16	137	8.6	19	1
Byner, Earnest	11	102	9.3	30	0
McCardell, Keenan	10	162	16.2	34	0
Reeves, Walter	6	61	10.2	22	0
Baldwin, Randy	3	15	5.0	15	0
Hartley, Frank	3	13	4.3	8	1
Smith, Rico	2	61	30.5	50	0
Jones, James	1	1	1.0	1	0
Browns	266	3,269	12.3	81t	20
Opponents	325	3,425	10.5	44	13

INTERCEPTIONS	NO	YDS	AVG	LG	TD
Turner, Eric	9 ^a	199	22.1	93t	1
Jacobs, Tim	2	9	4.5	8	0
Langham, Antonio	2	2	1.0	2	0
Griffin, Don	2	2	1.0	2	0
Stams, Frank	1	7	7.0	7	0
Booth, Issac	1	4	4.0	4	0
Caldwell, Mike	1	0	0.0	0	0
Browns	18	223	12.4	93t	1
Opponents	21	225	10.7	49	0

PUNTING	NO	YDS	AVG	IN20	TB	LG	BLK
Tupa, Tom	80	3,211	40.1	27	8	34	0
Browns	80	3,211	40.1	27	8	65	0
Opponents	97	3,880	40.0	24	11	59	1

PUNT RETURNS	NO	FC	YDS	AVG	LG	TD
Metcalif, Eric	35	6	348	9.9	92t	2
Carrier, Mark	9	1	112	12.4	60	0
Caldwell, Mike	1	0	2	2.0	2	0
Turner, Eric	1	0	0	0.0	0	0
Browns	46	7	462	10.0	92t	2
Opponents	38	15	220	5.8	31	0

KICKOFF RETURNS	NO	YDS	AVG	LG	TD
Baldwin, Randy	28	753	26.9	85t	1
Metcalif, Eric	9	210	23.3	32	0
Kinchen, Brian	3	38	12.7	15	0
Hoard, Leroy	2	30	15.0	20	0
Browns	42	1,031	24.5	85t	1
Opponents	71	1,372	19.3	54	0

FIELD GOALS	1-19	20-29	30-39	40-49	50+	TOT
Stover, Matt	1/1	7/7	10/11	8/8	0/1	26/28
Browns	1/1	7/7	10/11	8/8	0/1	26/28
Opponents	0/0	6/7	7/9	4/8	0/2	17/26

1995 (5-11)

COACH: Bill Belichick
DIVISION FINISH: 4th AFC Central
1995 USUAL STARTING LINEUPS

OFFENSE		DEFENSE	
WR 81	Michael Jackson	LDE 90	Rob Burnett
LT 66	Tony Jones	LDT 73	Tim Goad
LG 63	Wally Williams	RDT 78	Dan Footman
C 61	Steve Everitt	RDE 98	Anthony Pleasant
RG 72	Bob Dahl	LOLB 58	Carl Banks
RT 77	Orlando Brown	MLB 52	Pepper Johnson
TE 88	Brian Kinchen	ROLB 51	Gerald Dixon
TE 48	Frank Hartley	LCB 38	Antonio Langham
WR 80	Andre Rison	RCB 28	Don Griffin
QB 12	Vinny Testaverde	SS 27	Stevon Moore
RB 33	Leroy Hoard	FS 29	E. Turner, 43 V. Adams

RADIO ANNOUNCERS:
 Casey Coleman, Doug Dieken, Jim Mueller (WKNR 1220 AM, WDOX 102.1 FM)

DATE	RESULT	OPPONENT	ATT
9/3	L, 14-17	at New England Patriots	60,126
9/10	W, 22-6	Tampa Bay Buccaneers	61,083
9/17	W, 14-7	at Houston Oilers	36,077
9/24	W, 35-17	Kansas City Chiefs	74,280
10/2	L, 19-22	Buffalo Bills	76,211
10/8	L, 20-38	at Detroit Lions	74,171
10/22	L, 15-23	Jacksonville Jaguars	64,405
10/29	W, 29-26 (OT)	at Cincinnati Bengals	58,639
11/5	L, 10-37	Houston Oilers	57,881
11/13	L, 3-20	at Pittsburgh Steelers	58,675
11/19	L, 20-31	Green Bay Packers	55,388
11/26	L, 17-20	Pittsburgh Steelers	67,269
12/3	L, 13-31	at San Diego Chargers	56,350
12/9	L, 11-27	at Minnesota Vikings	47,984
12/17	W, 26-10	Cincinnati Bengals	55,875
12/24	L, 21-24	at Jacksonville Jaguars	66,007

TEAM STATISTICS	BROWNS	OPPONENT
Total First Downs	293	342
Rushing	83	112
Passing	189	200
Penalty	21	30
3rd Down: Made/Att	85/211	112/226
3rd Down Pct.	40.3%	49.6%
4th Down: Made/Att	10/21	7/14
4th Down Pct.	47.6%	50.0%
Total Net Yards	5,076	5,648
Avg. Per Game	317.3	353.0
Total Plays	985	1,082
Avg. Per Play	5.2	5.2
Net Yards Rushing	1,482	1,826
Avg. Per Game	92.6	114.1
Total Rushes	398	480
Net Yards Passing	3,594	3,822
Avg. Per Game	224.6	238.9
Sacked/Yards Lost	32/178	29/191
Gross Yards	3,772	4,013
Attempts/Completions	555/324	573/360
Completion Pct.	58.4%	62.8%
Had Intercepted	20	17
Punts/Avg.	65/43.6	59/41.7
Net Punting Avg.	65/39.0	59/37.4
Penalties/Yards Lost	107/966	108/736
Fumbles/Ball Lost	29/9	20/11
Touchdowns	29	40
Rushing	5	15
Passing	21	23
Returns	3	2
Avg. Time Of Possession	28:24	31:36

SCORE BY PERIODS	1ST	2ND	3RD	4TH	OT	TOT
Browns	37	97	59	93	3	289
Opponents	89	91	43	133	0	356

SCORING	RU	PA	ST	DF	PAT	2RU	2PA	FG	SF	TAP
Stover, Matt	0	0	0	0	26/26	0	0	29/33	0	113
Jackson, M.	0	9	0	0	0/0	0	0	0/0	0	54
McCardell, K.	0	4	0	0	0/0	0	0	0/0	0	24
Byner, Earnest	2	2	0	0	0/0	0	0	0/0	0	24
Rison, Andre	0	3	0	0	0/0	0	0	0/0	0	18
Testaverde, V.	2	0	0	0	0/0	0	0	0/0	0	12
Reeves, Walter	0	1	0	0	0/0	0	0	0/0	0	6
Alexander, D.	0	0	1	0	0/0	0	0	0/0	0	6
Smith, Rico	0	1	0	0	0/0	0	0	0/0	0	6

PASSING	ATT	CMP	YDS	PCT	AVIAT	TD	TD%	INT	INT%	LG	TKLD	RATING
Testaverde, Vinny	392	241	2,883	61.5	7.35	17	4.3	10	2.6	70t	17/87	87.8
Zeier, Eric	161	82	864	50.9	5.37	4	2.5	9	5.6	59	15/91	51.9
Tupa, Tom	1	1	25	100.0	25.00	0	0.0	0	0.0	25	0/0	118.8
Jackson, Michael	1	0	0	0.0	0.00	0	0.0	1	100.0	0	0/0	0.0
Browns	555	324	3,772	58.4	6.80	21	3.8	20	3.6	70t	32/178	76.6
Opponents	573	360	4,013	62.8	7.00	23	4.0	17	3.0	52	29/191	84.6

Caldwell, Mike	0	0	0	1	0/0	0	0	0/0	0	6
Dixon, Gerald	0	0	0	1	0/0	0	0	0/0	0	6
Hartley, Frank	0	1	0	0	0/0	0	0	0/0	0	6
White, Lorenzo	1	0	0	0	0/0	0	0	0/0	0	6
Zeier, Eric	0	0	0	0	0/0	1	0	0/0	0	2
Browns	5	21	1	2	26/26	1	0	29/33	0	289
Opponents	15	23	0	2	34/36	1	1	26/34	0	356

SACKS: A. Pleasant 8.0, R. Burnett 7.5, D. Footman 5.0, P. Johnson 2.0, M. Frederick 1.5, R. McKenzie 1.5, C. Banks 1.0, D. Hall 1.0, S. Moore 1.0, P. Sagapolutele 0.5
Browns: 29.0 Opponents: 32.0

RUSHING	NO	YDS	AVG	LG	TD
Hoard, Leroy	136	547	4.0	25	0
Byner, Earnest	115	432	3.8	23	2
White, Lorenzo	62	163	2.6	11	1
Hunter, Earnest	30	100	3.3	15	0
Testaverde, Vinny	18	62	3.4	14	2
Zeier, Eric	15	80	5.3	17	0
Powers, Ricky	14	51	3.6	15	0
Vardell, Tommy	4	9	2.3	6	0
Rison, Andre	2	0	0.0	5	0
Alexander, Derrick	1	29	29.0	29	0
Tupa, Tom	1	9	9.0	9	0
Browns	398	1,482	3.7	29	5
Opponents	480	1,826	3.8	75t	15

RECEIVING	NO	YDS	AVG	LG	TD
Byner, Earnest	61	494	8.1	29t	2
McCardell, Keenan	56	709	12.7	36	4
Rison, Andre	47	701	14.9	59	3
Jackson, Michael	44	714	16.2	70t	9
Kinchen, Brian	20	216	10.8	41	0
Bishop, Harold	16	135	8.4	21	0
Alexander, Derrick	15	216	14.4	40	0
Smith, Rico	13	173	13.3	29t	1
Hoard, Leroy	13	103	7.9	24	0
Hartley, Frank	11	137	12.5	23	1
White, Lorenzo	8	64	8.0	28	0
Vardell, Tommy	6	18	3.0	7	0
Reeves, Walter	6	12	2.0	3	1
Hunter, Earnest	5	42	8.4	17	0
Riddick, Louis	1	25	25.0	25	0
Testaverde, Vinny	1	7	7.0	7	0
Powers, Ricky	1	6	6.0	6	0
Browns	324	3,772	11.6	70t	21
Opponents	360	4,013	11.1	52	23

INTERCEPTIONS	NO	YDS	AVG	LG	TD
Moore, Stevon	5	55	11.0	28	0
Dixon, Gerald	2	48	24.0	30	1
Hall, Dana	2	41	20.5	36	0
Langham, Antonio	2	29	14.5	29	0
Caldwell, Mike	2	24	12.0	24t	1
Johnson, Pepper	2	22	11.0	22	0
Booth, Issac	1	11	11.0	11	0
Griffin, Don	1	0	0.0	0	0
Browns	17	230	13.5	36	2
Opponents	20	276	13.8	76	2

PUNTING	NO	YDS	AVG	IN20	TB	LG	BLK
Tupa, Tom	65	2,831	43.6	18	9	64	0
Browns	65	2,831	43.6	18	9	64	0
Opponents	59	2,462	41.7	18	9	61	0

PUNT RETURNS	NO	FC	YDS	AVG	LG	TD
Alexander, Derrick	9	0	122	13.6	69t	1
McCardell, Keenan	13	14	93	7.2	17	0
Hunter, Earnest	3	0	40	13.3	17	0
Griffin, Don	0	2	0	0.0	0	0
Browns	25	16	255	10.2	69t	1
Opponents	34	9	296	8.7	56	0

KICKOFF RETURNS	NO	YDS	AVG	LG	TD
Hunter, Earnest	23	508	22.1	37	0
Alexander, Derrick	21	419	20.0	42	0
Bates, Michael	9	176	19.6	38	0
McCardell, Keenan	9	161	17.9	28	0
Byner, Earnest	5	98	19.6	27	0
Powers, Ricky	3	54	18.0	20	0
Frederick, Mike	2	16	8.0	11	0
Hoard, Leroy	1	13	13.0	13	0
Dixon, Gerald	1	10	10.0	10	0
Browns	74	1,455	19.7	42	0
Opponents	63	1,172	18.6	45	0

FIELD GOALS	1-19	20-29	30-39	40-49	50+	TOT
Stover, Matt	1/1	12/12	9/10	7/9	0/1	29/33
Browns	1/1	12/12	9/10	7/9	0/1	29/33
Opponents	0/0	9/12	12/12	4/7	1/3	26/34

STAFF
PLAYERS
2021 SEASON
HISTORY
RECORDS
GAME DAY

1999 (2-14)

STAFF

COACH: Chris Palmer

DIVISION FINISH: 6th AFC Central

1999 USUAL STARTING LINEUPS

OFFENSE		DEFENSE	
WR 85 Kevin Johnson	LE 53 John Thierry	WR 73 Darius Holland	
LT 75 Lomas Brown	RT 67 John Jurkovic	RE 94 Derrick Alexander	
LG 71 Jim Payne	LLB 55 Rahim Abdullah	MLB 58 Wali Rainer	
C 64 Dave Wohlabaugh	MLB 58 Wali Rainer	RLB 95 Jamir Miller	
RG 79 Scott Rehberg	TE 82 Irv Smith	LCB 47 Ryan McNeil	
RT 77 Orlando Brown	WR 86 Leslie Shepherd	RCB 33 Daylon McCutcheon	
TE 82 Irv Smith	84 Darrin Chiaverini	SS 23 Marquez Pope	
WR 86 Leslie Shepherd	QB 2 Tim Couch	FS 24 Corey Fuller	
84 Darrin Chiaverini	RB 42 Terry Kirby		
QB 2 Tim Couch	RB 42 Terry Kirby		
RB 42 Terry Kirby	FB 44 Marc Edwards		
FB 44 Marc Edwards			

RADIO ANNOUNCERS:

Jim Donovan, Doug Dieken (WMJI 105.7 FM, WTAM 1100 AM)

PLAYERS

DATE	RESULT	OPPONENT	ATT
9/12	L, 0-43	Pittsburgh Steelers	73, 138
9/19	L, 9-26	at Tennessee Titans	65, 904
9/26	L, 10-17	at Baltimore Ravens	68, 803
10/3	L, 7-19	New England Patriots	72, 368
10/10	L, 17-18	Cincinnati Bengals	73, 048
10/17	L, 7-24	at Jacksonville Jaguars	62, 047
10/24	L, 3-34	at St. Louis Rams	65, 866
10/31	W, 21-16	at New Orleans Saints	48, 817
11/7	L, 9-41	Baltimore Ravens	72, 898
11/14	W, 16-15	at Pittsburgh Steelers	58, 213
11/21	L, 17-31	Carolina Panthers	72, 818
11/28	L, 21-33	Tennessee Titans	72, 008
12/5	L, 10-23	at San Diego Chargers	53, 147
12/12	L, 28-44	at Cincinnati Bengals	59, 972
12/19	L, 14-24	Jacksonville Jaguars	72, 038
12/26	L, 28-29	Indianapolis Colts	72, 618

TEAM STATISTICS	BROWNS	OPPONENT
Total First Downs	220	368
Rushing	64	161
Passing	134	187
Penalty	22	20
3rd Down: Made/Att	59/203	110/235
3rd Down Pct.	29.1%	46.8%
4th Down: Made/Att	9/13	8/13
4th Down Pct.	69.2%	61.5%
Possession Avg.	23:38	36:22
Total Net Yards	3,762	6,046
Avg. Per Game	235.1	377.9
Total Plays	865	1,158
Avg. Per Play	4.3	5.2
Net Yards Rusing	1,150	2,736
Avg. Per Game	71.9	171.0
Total Rushes	313	610
Net Yards Passing	2,612	3,310
Avg. Per Game	163.3	206.9
Sacked/Yards Lost	60/385	25/147
Gross Yards	2,997	3,457
Att./Completions	492/271	523/331
Completion Pct.	55.1%	63.3%
Had Intercepted	15	8
Punts/Av.	106/43.8	66/40.9
Net Punting Avg.	106/34.6	66/37.3
Penalties/Yards Lost	92/714	88/776
Fumbles/Ball Lost	29/16	25/12
Touchdowns	28	49
Rushing	9	29
Passing	19	17
Returns	0	3

SCORE BY PERIODS	1ST	2ND	3RD	4TH	OT	TOT
Browns	37	77	43	60	0	— 217
Opponents	75	146	99	117	0	— 437

SCORING	RU	PA	ST	DF	PAT	2RU	2PA	FG	SAF	TP
Kirby, Terry	6	3	0	0	0	0	0	0	0	54
Dawson, Phil	1	0	0	0	23/24	0	0	8/12	0	53
Johnson, Kevin	0	8	0	0	0	0	0	0	0	48
Chiaverini Darrin	0	4	0	0	0	0	0	0	0	24
Edwards, Marc	2	0	0	0	0	0	0	0	0	12
Couch, Tim	1	0	0	0	0	1	0	0	0	8

PASSING	ATT	CMP	YDS	PCT	AV/AT	TD	TD%	INT	INT%	LG	TKLD	RATNG
Couch, Tim	399	223	2,447	55.9	6.13	15	3.8	13	3.3	78t	56/359	73.2
Detmer, Ty	91	47	548	51.6	6.02	4	4.4	2	2.2	35	4/26	75.7
Johnson, Kevin	1	0	0	0.0	0.00	0	0.0	0	0.0	0	0/0	39.6
Kirby, Terry	1	1	2	100.0	2.00	0	0.0	0	0.0	2	0/0	79.2
Browns	492	271	2,997	55.1	6.09	19	3.9	15	3.0	78t	60/385	73.5
Opponents	523	331	3,457	63.3	6.61	17	3.3	8	1.5	54t	25/147	86.8

Abdul-Jabbar, K.	0	1	0	0	0	0	0	0	0	0	0	6
Detmer, Ty	1	0	0	0	0	0	0	0	0	0	0	6
Smith, Irv	0	1	0	0	0	0	0	0	0	0	0	6
Browns	9	19	0	0	23/24	1	0	0	8/12	0	217	
Opponents	29	17	2	1	40/41	0	1	0	33/39	1	437	

SACKS: J.Thierry 7.0, J.Miller 4.5, D.Alexander 2.5, R.Barker 2.0, D.Holland 2.0, H.McCormack 2.0, D.McCutcheon 1.0, R.McNeil 1.0, A.Miller 1.0, J.Ball 1.0, W.Rainer 1.0
Browns: 25.0, Opponents: 60.0

RUSHING	NO	YDS	AVG	LG	TD
Kirby, Terry	130	452	3.5	28	6
Abdul-Jabbar, K.	115	350	3.0	21	0
Couch, Tim	40	267	6.7	40	1
Detmer, Ty	6	38	6.3	11	1
Edwards, Marc	6	35	5.8	28	0
Jones, George	8	15	1.9	9	0
Shepherd, Leslie	1	5	5.0	5	0
Dawson, Phil	1	4	4.0	4t	1
Salaam, Rashaan	1	2	2.0	2	0
Shaw, Sedrick	3	2	0.7	3	0
Johnson, Kevin	1	-6	-6.0	-6	0
Powell, Ronnie	1	-14	-14.0	-14	0
Browns	313	1,150	3.7	40	9
Opponents	610	2,736	4.5	52t	29

RECEIVING	NO	YDS	AVG	LG	TD
Johnson, Kevin	66	986	14.9	64t	8
Kirby, Terry	58	528	9.1	78t	3
Chiaverini, Darrin	44	487	11.1	28t	4
Edwards, Marc	27	212	7.9	27t	2
Smith, Irv	24	222	9.3	22	1
Shepherd, Leslie	23	274	11.9	36	0
Abdul-Jabbar, K.	13	59	4.5	21	1
Campbell, Marc	9	131	14.6	21	0
Davis, Zola	2	38	19.0	25	0
Shaw, Sedrick	2	8	4.0	7	0
Powell, Ronnie	1	45	45.0	45	0
Dunn, David	1	4	4.0	4	0
Bobo, Orlando	1	3	3.0	3	0
Browns	271	2,997	11.1	78t	19
Opponents	331	3,457	10.4	54t	17

INTERCEPTIONS	NO	YDS	AVG	LG	TD
Pope, Marquez	2	15	7.5	13	0
Barker, Roy	1	14	14.0	14	0
McCutcheon, Daylon	1	12	12.0	12	0
Thierry, John	1	8	8.0	8	0
Jones, Lenoy	1	3	3.0	3	0
Abdullah, Rahim	1	0	0.0	0	0
Little, Earl	1	0	0.0	0	0
Browns	8	52	6.5	14	0
Opponents	15	153	10.2	66t	1

PUNTING	NO	YDS	AVG	IN20	BLK	LG	BLK
Gardocki, Chris	106	4,645	43.8	20	11	61	0
Browns	106	4,645	43.8	20	11	61	0
Opponents	66	2,702	40.9	24	4	59	1

PUNT RETURNS	NO	FC	YDS	AVG	LG	TD
Johnson, Kevin	19	10	128	6.7	15	0
Dunn, David	4	1	25	6.3	13	0
Gibson, Damon	2	2	9	4.5	8	0
Browns	25	13	162	6.5	15	0
Opponents	68	15	762	11.2	81t	2

KICKOFF RETURNS	NO	YDS	AVG	LG	TD
Powell, Ronnie	44	986	22.4	43	0
Kirby, Terry	11	230	20.9	28	0
Dunn, David	9	180	20.0	27	0
Hill, Madre	8	137	17.1	27	0
Saleh, Tarek	5	43	8.6	14	0
Campbell, Marc	3	28	9.3	10	0
Smith, Irv	3	15	5.0	10	0
Chiaverini, Darrin	2	35	17.5	22	0
Little, Earl	2	34	17.0	20	0
Johnson, Kevin	1	25	25.0	25	0
Jones, George	1	12	12.0	12	0
Browns	89	1,725	19.4	43	0
Opponents	42	764	18.2	55	0

FIELD GOALS	1-19	20-29	30-39	40-49	50+	TOT
Dawson, Phil	0/0	2/2	3/5	3/5	0/0	8/12
Browns	0/0	2/2	3/5	3/5	0/0	8/12
Opponents	4/4	13/13	6/7	10/15	0/0	33/39

RECORDS

GAME DAY

2000 (3-13)

COACH: Chris Palmer

DIVISION FINISH: 6th AFC Central

2000 USUAL STARTING LINEUPS

OFFENSE		DEFENSE	
WR 85 Kevin Johnson	LE 92 Courtney Brown	LT 72 Roman Oben	LT 99 Orpheus Roye
LG 65 Jim Bundren	RT 93 Stalin Colinet	LG 65 Jim Bundren	RT 93 Stalin Colinet
75 Steve Zahursky	RE 95 Keith McKenzie	C 64 Dave Wohlabaugh	LLB 95 J. Miller, 53 R. Abdullah
60 Shaun O'Hara	MLB 58 Wali Rainer	61 Everett Lindsay	RLB 55 M. Moore, 95 J. Miller
RT 75 Steve Zahursky	LCB 24 Corey Fuller	74 James Brown	RCB 33 Daylon McCutcheon
TE 80 Aaron Shea	SS 21 Marquis Smith	83 Mark Campbell	FS 43 Percy Ellsworth
WR 82 David Patten		86 Dennis Northcutt	
QB 2 T. Couch, 18 D. Pederson			
RB 23 E. Rhett, 41 T. Prentice			
FB 44 Marc Edwards			

RADIO ANNOUNCERS:

Jim Donovan, Doug Dieken (WMJL 105.7 FM, WTAM 1100 AM)

DATE	RESULT	OPPONENT	ATT
9/3	L, 7-27	Jacksonville Jaguars	72,418
9/10	W, 24-7	at Cincinnati Bengals	64,006
9/17	W, 23-20	Pittsburgh Steelers	73,018
9/24	L, 10-36	at Oakland Raiders	45,702
10/1	L, 0-12	Baltimore Ravens	73,018
10/8	L, 21-29	at Arizona Cardinals	39,148
10/15	L, 10-44	at Denver Broncos	75,811
10/22	L, 0-22	at Pittsburgh Steelers	57,659
10/29	L, 3-12	Cincinnati Bengals	73,118
11/5	L, 3-24	New York Giants	72,718
11/12	W, 19-11	New England Patriots	72,618
11/19	L, 10-24	at Tennessee Titans	68,498
11/26	L, 7-44	at Baltimore Ravens	68,361
12/3	L, 0-48	at Jacksonville Jaguars	51,262
12/10	L, 24-35	Philadelphia Eagles	72,318
12/17	L, 0-24	Tennessee Titans	72,318

TEAM STATISTICS	BROWNS	OPPONENT
Total First Downs	176	343
Rushing	53	147
Passing	110	169
Penalty	13	27
3rd Down: Made/Att	58/210	98/227
3rd Down Pct.	27.6%	43.2%
4th Down: Made/Att	6/19	11/17
4th Down Pct.	31.6%	64.7%
Possession Avg.	23:38	36:22
Total Net Yards	3,530	5,643
Avg. Per Game	220.6	352.7
Total Plays	859	1,122
Avg. Per Play	4.1	5.0
Net Yards Rushing	1,085	2,505
Avg. Per Game	67.8	156.6
Total Rushes	336	594
Net Yards Passing	2,445	3,138
Avg. Per Game	152.8	196.1
Sacked/Yards Lost	40/283	42/270
Gross Yards	2,728	3,408
Att./Completions	483/278	486/262
Completion Pct.	57.6%	53.9%
Had Intercepted	19	12
Punts/Avg.	108/45.5	68/42.2
Net Punting Avg.	108/37.3	68/35.8
Penalties/Yards Lost	103/925	71/626
Fumbles/Ball Lost	21/9	27/13
Touchdowns	17	46
Rushing	7	26
Passing	9	18
Returns	1	2

SCORE BY PERIODS	1ST	2ND	3RD	4TH	OT	TOT
Browns	51	45	32	33	0	161
Opponents	46	176	115	82	0	419

SCORING	RU	PA	ST	DF	PAT	ZRU	ZPA	FG	SAF	TP
Dawson, Phil	0	0	0	0	17/17	0	0	14/17	0	59
Prentice, Travis	7	1	0	0	0	0	0	0	0	48
Edwards, Marc	0	2	0	0	0	0	0	0	0	12
Shea, Aaron	0	2	0	0	0	0	0	0	0	12
Campbell, Mark	0	1	0	0	0	0	0	0	0	6

PASSING	ATT	CMP	YDS	PCT	AV/AT
Couch, Tim	215	137	1,483	63.7	6.90
Pederson, Doug	210	117	1,047	55.7	4.99
Wynn, Spergon	54	22	167	40.7	3.09
Johnson, Kevin	3	1	23	33.3	7.67
Thompson, Kevin	1	1	8	100.0	8.00
Browns	483	278	2,728	57.6	5.65
Opponents	486	262	3,408	53.9	7.01

Chiaverini, Darrin	0	1	0	0	0	0	0	0	0	6
Dawson, JaJuan	0	1	0	0	0	0	0	0	0	6
Ellsworth, Percy	0	0	0	1	0	0	0	0	0	6
Patten, David	0	1	0	0	0	0	0	0	0	6
Browns	7	9	0	1	17/17	1	0	14/17	0	161
Opponents	26	18	0	2	44/44	1	0	31/34	2	419

SACKS: K. McKenzie 8.5, J. Miller 5.5, C. Brown 5.0, S. Colinet 3.5, D. McCutcheon 3.0, L. Jones 2.5, M. Spriggs 2.0, W. Rainer 2.0, R. Abdullah 2.0, T. Rogers 2.0, A. Miller 1.0, O. Roye 1.0, M. Thompson 1.0, M. Smith 1.0, M. Moore 1.0, D. Holland 1.0

RUSHING	NO	YDS	AVG	LG	TD
Prentice, Travis	173	512	3.0	17	7
Rhett, Errict	71	258	3.6	42	0
White, Jamal	47	145	3.1	14	0
Pederson, Doug	18	68	3.8	15	0
Couch, Tim	12	45	3.8	31	0
Northcutt, Dennis	9	33	3.7	13	0
Wynn, Spergon	3	15	5.0	11	0
Edwards, Marc	2	9	4.5	6	0
Thompson, Kevin	1	0	0.0	0	0
Floyd, Chris	2	-1	-0.5	0	0
Browns	336	1,085	3.2	42	7
Opponents	594	2,505	4.2	36t	26

RECEIVING	NO	YDS	AVG	LG	TD
Johnson, Kevin	57	669	11.7	79	0
Northcutt, Dennis	39	422	10.8	37	0
Patten, David	38	546	14.4	65	1
Prentice, Travis	37	191	5.2	13	0
Shea, Aaron	30	302	10.1	37	2
Edwards, Marc	16	128	8.0	21t	2
Rhett, Errict	14	78	5.6	16	0
White, Jamal	13	100	7.7	25	0
Campbell, Mark	12	80	6.7	17	1
Dawson, JaJuan	9	97	10.8	26	1
Chiaverini, Darrin	8	68	8.5	18	1
Brown, Bobby	2	14	7.0	8	0
Saleh, Tarek	1	22	22.0	22	0
Floyd, Chris	1	21	21.0	21	0
Dunn, Damon	1	6	6.0	6	0
Jackson, Lenzie	1	5	5.0	5	0
Browns	278	2,728	9.8	79	9
Opponents	262	3,408	13.0	61	18

INTERCEPTIONS	NO	YDS	AVG	LG	TD
Fuller, Corey	3	0	0.0	0	0
Ellsworth, Percy	1	33	33.0	33t	1
McCutcheon, Daylon	1	20	20.0	20	0
Little, Earl	1	7	7.0	7	0
Rainer, Wali	1	5	5.0	5	0
Moore, Marty	1	3	3.0	3	0
Chapman, Lamar	1	0	0.0	0	0
Holland, Darius	1	0	0.0	0	0
Miller, Jamir	1	0	0.0	0	0
Sanders, Lewis	1	0	0.0	0	0
Browns	12	68	5.7	33t	1
Opponents	19	228	12.0	46t	2

PUNTING	NO	YDS	AVG	IN20	TB	LG	BLK
Gardocki, Chris	108	4,919	45.5	25	5	67	0
Browns	108	4,919	45.5	25	5	67	0
Opponents	68	2,868	42.2	18	7	69	0

PUNT RETURNS	NO	FC	YDS	AVG	LG	TD
Northcutt, Dennis	27	12	289	10.7	30	0
Barnes, Rashidi	1	0	0	0.0	0	0
Chapman, Lamar	1	2	5	5.0	5	0
Dunn, Damon	1	0	0	0.0	0	0
Browns	29	14	294	10.1	30	0
Opponents	69	10	793	11.5	54	0

KICKOFF RETURNS	NO	YDS	AVG	LG	TD
White, Jamal	43	935	21.7	40	0
Patten, David	22	469	21.3	62	0
Jackson, Lenzie	9	168	18.7	30	0
Saleh, Tarek	4	46	11.5	15	0
Campbell, Mark	3	30	10.0	13	0
Dunn, Damon	2	35	17.5	21	0
Little, Earl	2	20	10.0	12	0
Burnett, Chester	1	18	18.0	18	0
Edwards, Marc	1	24	24.0	24	0
Santiago, O.J.	1	13	13.0	13	0
Browns	85	1,710	20.1	62	0
Opponents	42	1,012	24.1	62	0

FIELD GOALS	1-19	20-29	30-39	40-49	50+	TOT
Dawson, Phil	3/3	4/4	5/5	2/5	0/0	14/17
Browns	3/3	4/4	5/5	2/5	0/0	14/17
Opponents	0/0	9/9	13/13	8/10	1/2	31/34

PASSING	TD	TD%	INT	INT%	LG	TKLD	RATNG
Couch, Tim	7	3.3	9	4.2	79	10/78	77.3
Pederson, Doug	2	1.0	8	3.8	67	17/116	56.6
Wynn, Spergon	0	0.0	1	1.9	32	13/89	41.2
Johnson, Kevin	0	0.0	1	33.3	23	0/0	22.2
Thompson, Kevin	0	0.0	0	0.0	8	0/0	100.0
Browns	9	1.9	19	3.9	79	40/283	63.4
Opponents	18	3.7	12	2.5	61	43/276	78.3

STAFF

PLAYERS

2021 SEASON

HISTORY

RECORDS

GAME DAY

2001 (7-9)

STAFF

COACH: Butch Davis
DIVISION FINISH: 3rd AFC Central

2001 USUAL STARTING LINEUPS

OFFENSE		DEFENSE	
WR 85 Kevin Johnson	LE 78 T. Rogers, 99 O. Roye		
LT 72 R. Oben, 77 R. Verba	RT 94 Gerard Warren		
LG 77 R. Verba, 60 S. O'Hara	LT 93 Mark Smith		
C 64 Dave Wohlabaugh	99 Orpheus Roye		
RG 66 Jeremy McKinney	RE 92 Courtney Brown		
63 Brad Bedell	90 Keith McKenzie		
RT 69 Roger Chanoine	WLB 57 Dwayne Rudd		
TE 82 Rickey Dudley	MLB 58 Wali Rainer		
87 O. J. Santiago	SLB 95 Jamir Miller		
WR 81 Quincy Morgan	LCB 24 Corey Fuller		
86 Dennis Northcutt	RCB 33 Daylon McCutcheon		
QB 2 Tim Couch	SS 21 Earl Little		
RB 29 J. Jackson, 30 J. White	FS 43 Percy Ellsworth		
HB 44 M. Sellers, 80 A. Shea	23 Devin Bush		

RADIO ANNOUNCERS:
 Jim Donovan, Doug Dieken (WMMJ 105.7 FM, WTAM 1100 AM)

PLAYERS

DATE	RESULT	OPPONENT	ATT
9/9	L, 6-9	Seattle Seahawks	72,318
9/23	W, 24-14	Detroit Lions	73,168
9/30	W, 23-14	at Jacksonville Jaguars	57,875
10/7	W, 20-16	San Diego Chargers	73,018
10/14	L, 14-24	at Cincinnati Bengals	64,217
10/21	W, 24-14	Baltimore Ravens	72,818
11/4	L, 21-27 (OT)	at Chicago Bears	66,944
11/11	L, 12-15 (OT)	Pittsburgh Steelers	73,218
11/18	W, 27-17	at Baltimore Ravens	69,353
11/25	W, 18-0	Cincinnati Bengals	72,918
12/2	L, 15-31	Tennessee Titans	72,818
12/9	L, 16-27	at New England Patriots	60,292
12/16	L, 10-15	Jacksonville Jaguars	72,818
12/23	L, 7-30	at Green Bay Packers	59,824
12/30	W, 41-38	at Tennessee Titans	68,798
1/6	L, 7-28	at Pittsburgh Steelers	59,189

TEAM STATISTICS	BROWNS	OPPONENT
Total First Downs	238	295
Rushing	78	112
Passing	139	161
Penalty	21	22
3rd Down: Made/Att	68/210	88/235
3rd Down Pct.	32.4%	37.4%
4th Down: Made/Att	6/12	8/23
4th Down Pct.	50.0%	34.8%
Possession Avg.	28:16	31:44
Total Net Yards	4,152	5,297
Avg. Per Game	259.5	331.1
Total Plays	934	1,089
Avg. Per Play	4.4	4.9
Net Yards Rushing	1,351	2,208
Avg. Per Game	84.4	138.0
Total Rushes	417	494
Net Yards Passing	2,801	3,089
Avg. Per Game	175.1	193.1
Sacked/Yards Lost	51/353	43/288
Gross Yards	3,154	3,377
Att./Completions	466/279	552/309
Completion Pct.	59.9%	56.0%
Had Intercepted	21	33
Punts/Average	99/42.9	74/43.2
Net Punting Avg.	99/34.6	74/37.7
Penalties/Yards	94/825	103/779
Fumbles/Ball Lost	24/12	35/9
Touchdowns	31	35
Rushing	8	11
Passing	18	18
Returns	5	6

SCORE BY PERIODS	1ST	2ND	3RD	4TH	OT	TOT
Browns	77	83	51	74	0	285
Opponents	62	73	89	86	9	319

SCORING	RU	PA	ST	DF	PAT	2RU	2PA	FG	SAF	TP
Dawson, Phil	0	0	0	0	29/30	0	0	22/25	0	95
Johnson, Kevin	0	9	0	0	0	0	0	0	0	54
White, Jame	5	1	0	0	0	1	0	0	0	38
Jackson, James	2	0	0	0	0	0	0	0	0	12
Morgan, Quincy	0	2	0	0	0	0	0	0	0	12
Santiago, O.J.	0	2	0	0	0	0	0	0	0	12
Sellers, Mike	0	2	0	0	0	0	0	0	0	12
Brown, Bobby	0	0	0	1	0	0	0	0	0	6
Bush, Devin	0	0	0	1	0	0	0	0	0	6

RECORDS

PASSING	ATT	CMP	YDS	PCT	AVI/AT	TD	TD%	INT	INT%	LG	TKLD	RATING
Couch, Tim	454	272	3,040	59.9	6.70	17	3.7	21	4.6	78	51/353	73.1
Holcomb, Kelly	12	7	114	58.3	9.50	1	8.3	0	0.0	25	0/0	118.1
Browns	466	279	3,154	59.9	6.77	18	3.9	21	4.5	78	51/353	74.3
Opponents	552	309	3,377	56.0	6.12	18	3.3	33	6.0	71t	43/288	60.2

^ Tied NFL Lead

Dawson, JaJuan	0	1	0	0	0	0	0	0	0	0	6
Fuller, Corey	0	0	0	1	0	0	0	0	0	0	6
Gay, Ben	1	0	0	1	0	0	0	0	0	0	6
Henry, Anthony	0	0	0	1	0	0	0	0	0	0	6
McCutcheon, D.	0	0	0	1	0	0	0	0	0	0	6
O'Hara, Shawn	0	1	0	0	0	0	0	0	0	0	6
Roye, Orpheus	0	0	0	0	0	0	0	0	0	0	1
Browns	8	18	0	5	29/30	1	0	22/25	1	285	
Opponents	11	18	2	4	30/32	0	2	25/34	0	319	

SACKS: J.Miller 13.0, T.Rogers 6.0, G.Warren 5.0, C.Brown 4.5, G.Spies 4.0, K.McKenzie 3.0, M.Smith 2.0, D.McCutcheon 2.0, W.Rainer 1.0, E.Little 1.0, P.Ellsworth 1.0, D.Rudd 0.5 **Browns: 43.0, Opponents: 51.0**

RUSHING	NO	YDS	AVG	LG	TD
Jackson, James	195	554	2.8	22	2
White, Jame	126	443	3.5	51	5
Gay, Ben	51	172	3.4	40	1
Couch, Tim	38	128	3.4	15	0
Morgan, Quincy	2	27	13.5	23	0
Northcutt, Dennis	3	26	8.7	12	0
Frost, Scott	1	1	1.0	1	0
Holcomb, Kelly	1	0	0.0	0	0
Browns	417	1,351	3.2	51	8
Opponents	494	2,208	4.5	54	11

RECEIVING	NO	YDS	AVG	LG	TD
Johnson, Kevin	84	1,097	13.1	55t	9
White, Jame	44	418	9.5	45	1
Morgan, Quincy	30	432	14.4	78	2
Dawson, JaJuan	22	281	12.8	44	1
Northcutt, Dennis	18	211	11.7	26	0
Santiago, O.J.	17	153	9.0	27	2
Shea, Aaron	14	86	6.1	12	0
King, Andre	11	149	13.5	48	0
Dudley, Rickey	9	115	12.8	27	0
Sellers, Mike	7	73	10.4	28	2
German, Jammi	7	65	9.3	18	0
Jackson, James	7	56	8.0	16	0
Gay, Ben	4	11	2.8	7	0
Moreland, Jake	3	15	5.0	6	0
O'Hara, Shawn	1	2	2.0	2t	1
Couch, Tim	1	-10	-10.0	-10	0
Browns	279	3,154	11.3	78	18
Opponents	309	3,377	10.9	71t	18

INTERCEPTIONS	NO	YDS	AVG	LG	TD
Henry, Anthony	10^	177	17.7	97t	1
Little, Ear	5	33	6.6	15	0
McCutcheon, Daylon	4	62	15.5	32t	1
Fuller, Corey	3	82	27.3	49t	1
Jackson, Ray	3	52	17.3	52	0
Bush, Devin	2	62	31.0	43t	1
Boyer, Brant	2	12	6.0	8	0
Ellsworth, Percy	1	19	19.0	19	0
Miller, Jamir	1	0	0.0	0	0
Roye, Orpheus	1	0	0.0	0	0
Rudd, Dwayne	1	0	0.0	0	0
Browns	33	499	15.1	97t	4
Opponents	21	242	11.5	69t	3

PUNTING	NO	YDS	AVG	IN20	TB	LG	BLK
Gardocki, Chris	99	4,249	42.9	25	9	69	0
Browns	99	4,249	42.9	25	9	69	0
Opponents	74	3,198	43.2	28	8	68	0

PUNT RETURNS	NO	FC	YDS	AVG	LG	TD
Northcutt, Dennis	15	9	86	5.7	32	0
Johnson, Kevin	14	6	117	8.4	24	0
Chapman, Lamar	1	0	1	1.0	1	0
Jackson, Ray	1	0	43	43.0	43	0
Frost, Scott	0	1	0	0	0	0
Browns	31	16	247	8.0	43	0
Opponents	52	12	647	12.4	86	1

KICKOFF RETURNS	NO	YDS	AVG	LG	TD
Gay, Ben	23	513	22.3	42	0
King, Andre	14	279	19.9	27	0
White, Jame	9	189	21.0	31	0
Morgan, Quincy	7	175	25.0	51	0
Sellers, Mike	4	75	18.8	21	0
Santiago, O.J.	2	1	0.5	5	0
Akins, Chirs	1	0	0.0	0	0
Moreland, Jake	1	14	14.0	14	0
Northcutt, Dennis	1	26	26.0	26	0
Spies, Greg	1	13	13.0	13	0
Browns	62	1,285	20.7	51	0
Opponents	65	1,215	18.7	49	0

FIELD GOALS	1-19	20-29	30-39	40-49	50+	TOT
Dawson, Phil	0/0	10/10	8/9	4/6	0/0	22/25
Browns	0/0	10/10	8/9	4/6	0/0	22/25
Opponents	0/0	8/9	10/11	5/12	2/2	25/34

GAME DAY

2002 (9-7)

COACH: Butch Davis
DIVISION FINISH: 2nd AFC North
2002 USUAL STARTING LINEUPS

OFFENSE		DEFENSE	
WR 85	Kevin Johnson	LE 96	Kenard Lang
LT 77	Ross Verba	LT 94	Gerard Warren
LG 79	Barry Stokes	RT 99	Orpheus Roye
C 64	Dave Wohlabaugh	RE 92	Courtney Brown
RG 60	Shaun O'Hara	78	Tyrone Rogers
RT 72	Ryan Tucker	WLB 57	Dwayne Rudd
TE 83	Mark Campbell	MLB 50	Earl Holmes
WR 81	Quincy Morgan	SLB 56	Darren Hambrick
QB 2	Tim Couch	LCB 25	Corey Fuller
RB 31	William Green	RCB 33	Daylon McCutcheon
30	Jamel White	SS 24	Robert Griffith
TE 82	S. Heiden, 80 A. Shea	FS 20	Earl Little

RADIO ANNOUNCERS:
 Jim Donovan, Doug Dieken (WMMS 100.7 FM, WTAM 1100 AM)

DATE	RESULT	OPPONENT	ATT
9/8	L, 39-40	Kansas City Chiefs	72, 938
9/15	W, 20-7	Cincinnati Bengals	73, 358
9/22	W, 31-28 (OT)	at Tennessee Titans	68, 804
9/29	L, 13-16 (OT)	at Pittsburgh Steelers	62, 864
10/6	L, 21-26	Baltimore Ravens	73, 688
10/13	L, 3-17	at Tampa Bay Buccaneers	65, 625
10/20	W, 34-17	Houston Texans	73, 248
10/27	W, 24-21	at New York Jets	78, 502
11/3	L, 20-23	Pittsburgh Steelers	73, 718
11/17	W, 27-20	at Cincinnati Bengals	64, 060
11/24	W, 24-15	at New Orleans Saints	68, 295
12/1	L, 6-13	Carolina Panthers	72, 718
12/8	W, 21-20	at Jacksonville Jaguars	46, 267
12/15	L, 23-28	Indianapolis Colts	73, 098
12/22	W, 14-13	at Baltimore Ravens	69, 348
12/29	W, 24-16	Atlanta Falcons	73, 528

WILD CARD PLAYOFF

1/5	L, 33-36	at Pittsburgh Steelers	62, 595
-----	----------	------------------------	---------

TEAM STATISTICS	BROWNS	OPPONENT
Total First Downs	279	291
Rushing	77	107
Passing	171	164
Penalty	31	20
3rd Down: Made/Att	90/222	91/226
3rd Down Pct.	40.4%	40.3%
4th Down: Made/Att	8/10	7/14
4th Down Pct.	80.0%	50.0%
Possession Avg.	29:45	30:15
Total Net Yards	5,027	5,348
Avg. Per Game	314.2	334.3
Total Plays	993	1,024
Avg. Per Play	5.1	5.2
Net Yards Rushing	1,615	2,079
Avg. Per Game	100.9	129.9
Total Rushes	406	483
Net Yards Passing	3,412	3,269
Avg. Per Game	213.3	204.3
Sacked/Yards Lost	35/253	28/172
Gross Yards	3,665	3,441
Att./Completions	552/338	513/299
Completion Pct.	61.2%	58.3%
Had Intercepted	22	17
Punts/Avg.	83/41.3	76/38.7
Net Punting Avg.	83/34.9	76/31.1
Penalties/Yards Lost	107/845	91/726
Fumbles/Ball Lost	18/9	32/12
Touchdowns	40	34
Rushing	10	12
Passing	27	20
Returns	3	2

SCORE BY PERIODS	1ST	2ND	3RD	4TH	OT	TOT
Browns	76	68	77	120	3	344
Opponents	65	95	65	92	3	320

SCORING	RU	PA	ST	DF	PAT	2RU	2PA	FG	SAF	TP
Dawson, Phil	0	0	0	0	34/35	0	0	22/28	0	100
Northcutt, Dennis	1	5	2	0	0	0	1	0	0	50
Morgan, Quincy	0	7	0	0	0	0	1	0	0	44

PASSING	ATT	CMP	YDS	PCT	AVI/AT	TD	TD%	INT	INT%	LG	TKLD	RATING
Couch, Tim	443	273	2,842	61.6	6.42	18	4.1	18	4.1	78t	30/213	76.8
Holcomb, Kelly	106	64	790	60.4	7.45	8	7.5	4	3.8	44t	5/40	92.9
Johnson, Kevin	2	1	33	50.0	16.50	1	50.0	0	0.0	33t	0/0	135.4
Jackson, Frisman	1	0	0	0.0	0.0	0	0.0	0	0.0	0	0/0	39.6
Browns	552	338	3,665	61.2	6.64	27	4.9	22	4.0	78t	35/253	80.5
Opponent	513	299	3,441	58.3	6.71	20	3.9	17	3.3	72t	28/172	77.8

Davis, Andre'	0	6	1	0	0	0	0	0	0	0	42
Green, William	6	0	0	0	0	0	0	0	0	0	36
Johnson, Kevin	0	4	0	0	0	0	0	0	0	0	24
Campbell, Mark	0	3	0	0	0	0	0	0	0	0	18
White, Jamel	3	0	0	0	0	0	0	0	0	0	18
Heiden, Steve	0	1	0	0	0	0	0	0	0	0	6
Sanders, Darnell	0	1	0	0	0	0	0	0	0	0	6
Browns	10	27	3	0	34/35	0	2	22/28	0	344	
Opponents	12	20	1	1	32/32	0	0	28/37	0	320	

SACKS: M.Word 8.0, K.Lang 5.5, B.Boyer 3.0, T.Rogers 3.0, G.Warren 2.0, C.Brown 2.0, D.Rudd 1.0, L.Sanders 1.0, M.Jameson 1.0, O.Roye 0.5 **Browns: 28.0, Opponents: 35.0**

RUSHING	NO	YDS	AVG	LG	TD
Green, William	243	887	3.7	64t	6
White, Jamel	106	470	4.4	54	3
Northcutt, Dennis	8	104	13.0	36t	1
Couch, Tim	23	77	3.3	14	0
Jackson, James	12	54	4.5	18	0
Holcomb, Kelly	8	9	1.1	7	0
Davis, Andre'	3	7	2.3	9	0
Morgan, Quincy	3	7	2.3	11	0
Browns	406	1,615	4.0	64t	10
Opponent	483	2,079	4.3	75	12

RECEIVING	NO	YDS	AVG	LG	TD
Johnson, Kevin	67	703	10.5	30t	4
White, Jamel	63	452	7.2	33	0
Morgan, Quincy	56	964	17.2	78t	5
Northcutt, Dennis	38	601	15.8	43t	7
Davis, Andre'	37	420	11.4	31	6
Campbell, Mark	25	179	7.2	26	3
Heiden, Steve	17	105	6.2	12	1
Green, William	16	113	7.1	18	0
Shea, Aaron	7	49	7.0	18	0
King, Andre	5	41	8.2	13	0
Sanders, Darnell	3	23	7.7	14t	1
Jackson, James	3	9	3.0	5	0
Jackson, Frisman	1	6	6.0	6	0
Browns	338	3,665	10.8	78t	27
Opponent	299	3,441	11.5	72t	20

INTERCEPTIONS	NO	YDS	AVG	LG	TD
Little, Earl	4	17	4.3	7	0
Griffith, Robert	3	0	0.0	0	0
Henry, Anthony	2	4	2.0	4	0
Lang, Kenard	1	71	71.0	71	0
Sanders, Lewis	1	25	25.0	25	0
McCutcheon, Daylon	1	24	24.0	24	0
Hambrick, Darren	1	6	6.0	6	0
Boyer, Brant	1	1	1.0	1	0
Davis, Andrea	1	0	0.0	0	0
Fuller, Corey	1	0	0.0	0	0
Jameson, Michael	1	0	0.0	0	0
Browns	17	148	8.7	71	0
Opponent	22	292	13.3	59	1

PUNTING	NO	YDS	AVG	IN20	TB	LG	BLK
Cardocki, Chris	81	3,388	41.8	27	6	59	0
Dawson, Phil	2	36	18.0	2	0	20	0
Browns	83	3,424	41.3	29	6	59	0
Opponent	76	2,938	38.7	22	7	62	1

PUNT RETURNS	NO	FC	YDS	AVG	LG	TD
Northcutt, Dennis	25	10	367	14.7	87t	2
Davis, Andre'	7	4	33	4.7	15	0
King, Andre	1	0	15	15.0	15	0
Sanders, Lewis	0	0	19	0.0	19	0
Browns	33	14	434	13.2	87t	2
Opponent	42	12	408	9.7	63t	1

KICKOFF RETURNS	NO	YDS	AVG	LG	TD
Davis, Andre'	50	1,068	21.4	95t	1
King, Andre	8	155	19.4	27	0
Jackson, Frisman	3	58	19.3	26	0
Campbell, Mark	2	21	10.5	14	0
White, Jamel	2	21	10.5	11	0
Jackson, James	1	13	13.0	13	0
Browns	66	1,336	20.2	95t	1
Opponent	67	1,366	20.4	82	0

FIELD GOALS	1-19	20-29	30-39	40-49	50+	TOT
Dawson, Phil	0/0	9/10	6/8	5/7	2/3	22/28
Opponent	1/1	7/10	10/12	10/14	0/0	28/37

STAFF

PLAYERS

2002 SEASON

HISTORY

RECORDS

GAME DAY

2003 (5-11)

STAFF
PLAYERS
2021 SEASON
HISTORY
RECORDS
GAME DAY

COACH: Butch Davis

DIVISION FINISH: 4th AFC North

2003 USUAL STARTING LINEUPS

OFFENSE		DEFENSE	
WR 87	Andre' Davis	LE 92	Courtney Brown
85	Kevin Johnson	LT 94	Gerard Warren
LT 79	Barry Stokes	RT 99	Orpheus Roye
LG 60	Shaun O'Hara	RE 96	Kenard Lang
C 50	Jeff Faine	WLB 58	Ben Taylor
67	Melvin Fowler	52	Brant Boyer
RG 66	Paul Zukauskas	MLB 54	Andra Davis
RT 72	Ryan Tucker	SLB 59	Kevin Bentley
WR 86	Dennis Northcutt	LCB 25	Anthony Henry
WR 81	Quincy Morgan	RCB 33	Daylon McCutcheon
QB 2	Tim Couch	SS 24	Robert Griffith
10	Kelly Holcomb	FS 20	Earl Little
RB 31	William Green		
29	James Jackson		
TE 82	Steve Heiden		
89	Darnell Sanders		

RADIO ANNOUNCERS:

Jim Donovan, Doug Dieken (WMMS 100.7 FM, WTAM 1100 AM)

DATE	RESULT	OPPONENT	ATT
9/7	L, 6-9	Indianapolis Colts	73,358
9/14	L, 13-33	at Baltimore Ravens	69,473
9/21	W, 13-12	at San Francisco 49ers	67,412
9/28	L, 14-21	Cincinnati Bengals	73,428
10/5	W, 33-13	at Pittsburgh Steelers	64,595
10/12	W, 13-7	Oakland Raiders	73,318
10/19	L, 20-26	San Diego Chargers	73,238
10/26	L, 3-9	at New England Patriots	68,436
11/9	L, 20-41	at Kansas City Chiefs	78,560
11/16	W, 44-6	Arizona Cardinals	72,908
11/23	L, 6-13	Pittsburgh Steelers	73,658
11/30	L, 7-34	at Seattle Seahawks	64,680
12/8	L, 20-26	St. Louis Rams	73,108
12/14	L, 20-23 (OT)	at Denver Broncos	75,358
12/21	L, 0-35	Baltimore Ravens	72,548
12/28	W, 22-14	at Cincinnati Bengals	65,362

TEAM STATISTICS		BROWNS	OPPONENT
Total First Downs		276	283
Rushing		91	100
Passing		153	160
Penalty		32	23
3rd Down: Made/Att		74/202	87/222
3rd Down Pct.		36.6%	39.2%
4th Down: Made/Att		6/18	8/13
4th Down Pct.		33.3%	61.5%
Possession Avg.		29.21	30.39
Total Net Yards		4,504	4,959
Avg. Per Game		281.5	309.9
Total Plays		961	994
Avg. Per Play		4.7	5.0
Net Yards Rushing		1,670	2,113
Avg. Per Game		104.4	132.1
Total Rushes		412	457
Net Yards Passing		2,834	2,846
Avg. Per Game		177.1	177.9
Sacked/Yards Lost		40/282	35/203
Gross Yards		3,116	3,049
Att./Completions		509/313	502/297
Completion Pct.		61.5%	59.2%
Had Intercepted		18	15
Punts/Avg.		73/41.8	76/41.4
Net Punting Avg.		73/34.7	76/35.3
Penalties/Yards Lost		98/767	141/1,095
Fumbles/Ball Lost		32/15	24/7
Touchdowns		27	31
Rushing		8	14
Passing		17	13
Returns		2	4

SCORE BY PERIODS		1ST	2ND	3RD	4TH	OT	TOT				
Browns		46	79	50	79	0	254				
Opponents		74	102	59	84	3	322				
SCORING		RU	PA	ST	DF	PAT	ZRU	ZPA	FG	SAP	TF
Dawson, Phil	0	0	0	0	0	20/21	0	0	18/21	0	74
Davis, Andre'	0	5	0	0	0	0	0	0	0	0	30
Conway, Brett	0	0	0	0	3/3	0	0	0	5/7	0	18
Jackson, James	3	0	0	0	0	0	0	0	0	0	18
Morgan, Quincy	0	3	0	0	0	0	0	0	0	0	18
Heinrich, Keith	0	2	0	0	0	0	0	0	0	0	12
Johnson, Kevin	0	2	0	0	0	0	0	0	0	0	12

PASSING	ATT	CMP	YDS	PCT	AV/AT	TD	TD%	INT	INT%	LG	TKLD	RATNG
Holcomb, Kelly	302	193	1,797	63.9	5.95	10	3.3	12	4.0	68t	21/166	74.6
Couch, Tim	203	120	1,319	59.1	6.50	7	3.4	6	3.0	71t	19/116	77.6
Boyer, Brant	1	0	0	0.0	0.00	0	0.0	0	0.0	0	0/0	39.6
Jackson, Frisman	1	0	0	0.0	0.00	0	0.0	0	0.0	0	0/0	39.6
Johnson, Kevin	1	0	0	0.0	0.00	0	0.0	0	0.0	0	0/0	39.6
Northcutt, Dennis	1	0	0	0.0	0.00	0	0.0	0	0.0	0	0/0	39.6
Browns	509	313	3,116	61.5	6.12	17	3.3	18	3.5	71t	40/282	75.2
Opponent	502	297	3,049	59.2	6.07	13	2.6	15	3.0	55t	35/203	72.9

Northcutt, Dennis	0	2	0	0	0	0	0	0	0	0	0	12
Suggs, Lee	2	0	0	0	0	0	0	0	0	0	0	12
White, Jamal	1	1	0	0	0	0	0	0	0	0	0	12
Bower, R.J.	0	1	0	0	0	0	0	0	0	0	0	6
Couch, Tim	1	0	0	0	0	0	0	0	0	0	0	6
Green, William	1	0	0	0	0	0	0	0	0	0	0	6
King, Andre	0	0	1	0	0	0	0	0	0	0	0	6
McCutcheon, D.	0	0	0	1	0	0	0	0	0	0	0	6
Sanders, Darnell	0	1	0	0	0	0	0	0	0	0	0	6
Browns	8	17	1	1	23/24	0	0	0	0	23/28	0	254
Opponents	14	13	0	4	31/31	0	0	0	0	35/43	0	322

SACKS: K.Lang 8.0, C.Brown 6.0, G.Warren 5.5, A.Davis 5.0, M.Ward 4.0, M.Myers 3.0, O.Roye 1.5, T.Rogers 1.0
Browns: 35.0, Opponents: 40.0

RUSHING	NO	YDS	AVG	LG	TD
Green, William	142	559	3.9	26	1
Jackson, James	102	382	3.7	18	3
Suggs, Lee	56	289	5.2	78t	2
White, Jamal	70	266	3.8	23	1
Northcutt, Dennis	12	83	6.9	23	0
Couch, Tim	11	39	3.5	17	1
Davis, Andre'	5	28	5.6	7	0
Dawson, Phil	1	14	14.0	14	0
Boyer, Brant	1	7	7.0	7	0
Holcomb, Kelly	8	0	0.0	6	0
Faine, Jeff	1	0	0.0	0	0
Morgan, Quincy	3	-4	-1.3	2	0
Browns	412	1,670	4.1	78t	8
Opponent	457	2,113	4.6	82t	14

RECEIVING	NO	YDS	AVG	LG	TD
Northcutt, Dennis	62	729	11.8	44	2
White, Jamal	46	303	6.6	22	1
Johnson, Kevin	41	381	9.3	41	2
Davis, Andre'	40	576	14.4	49	5
Morgan, Quincy	38	516	13.6	71t	3
Heiden, Steve	18	134	7.4	17	0
Sanders, Darnell	15	95	6.3	12	1
Jackson, James	14	114	8.1	18	0
Green, William	10	50	5.0	12	0
King, Andre	9	88	9.8	28	0
Heinrich, Keith	8	64	8.0	17	2
Mustard, Chad	4	29	7.3	12	0
Jackson, Frisman	2	29	14.5	19	0
Shea, Aaron	2	9	4.5	7	0
Suggs, Lee	2	0	0.0	1	0
Bowers, R.J.	1	-3	-3.0	2t	1
Couch, Tim	1	-3	-3.0	-3	0
Browns	313	3,116	10.0	71t	17
Opponent	297	3,049	10.3	55t	13

INTERCEPTIONS	NO	YDS	AVG	LG	TD
Little, Earl	6	41	6.8	21	0
Griffith, Robert	2	3	1.5	3	0
McCutcheon, Daylon	1	75	75.0	75t	1
Bentley, Kevin	1	25	25.0	25	0
Henry, Anthony	1	19	19.0	19	0
Boyer, Brant	1	4	4.0	4	0
Bodden, Leigh	1	1	1.0	1	0
Lang, Kenard	1	0	0.0	0	0
Taylor, Ben	1	0	0.0	0	0
Browns	15	168	11.2	75t	1
Opponent	18	391	21.7	54t	4

PUNTING	NO	YDS	AVG	IN20	TB	LG	BLK
Gardocki, Chris	72	3,019	41.9	18	10	60	0
Dawson, Phil	1	29	29.0	1	0	29	0
Browns	73	3,048	41.8	19	10	60	0
Opponent	76	3,146	41.4	18	8	59	1

PUNT RETURNS	NO	YDS	AVG	LG	TD
Northcutt, Dennis	36	295	8.2	38	0
Davis, Andre'	1	7	7.0	7	0
Browns	37	302	8.2	38	0
Opponent	33	316	9.6	49	0

KICKOFF RETURNS	NO	YDS	AVG	LG	TD
Davis, Andre'	38	803	21.1	69	0
Suggs, Lee	14	318	22.7	42	0
King, Andre	9	172	19.7	30	0
Maddox, Nick	5	58	11.3	26	0
Morgan, Quincy	2	67	33.5	47	0
White, Jamal	2	2	1.0	2	0
Jackson, James	1	68	68.0	39	0
Stokes, Barry	1	7	7.0	7	0
Mustard, Chad	1	6	6.0	6	0
Browns	71	1,501	21.1	69	0
Opponent	60	1,231	20.5	77	0

FIELD GOALS	1-19	20-29	30-39	40-49	50+	TOT
Dawson, Phil	2/2	7/7	4/5	3/5	2/2	18/21
Conway, Brett	1/1	0/0	1/3	3/3	0/0	5/7
Browns	3/3	7/7	5/8	6/8	2/2	23/28
Opponent	0/0	13/13	9/10	10/16	3/4	35/43

2004 (4-12)

COACH: Butch Davis (first 11 games)/Terry Robiskie (final 5 games)

DIVISION FINISH: 4th AFC North

2004 USUAL STARTING LINEUPS

OFFENSE		DEFENSE	
WR 81 Antonio Bryant	LDE 98 Ebenezer Ekuban	LT 77 Ross Verba	RDT 61 Gerard Warren
LG 70 Enoch DeMar	LD 70 RDT 99 Orpheus Roye	C 50 Jeff Faine	RDE 96 Kenard Lang
RG 63 Kelvin Garmon	WLB 57 Warrick Holdman	RT 73 Joaquin Gonzalez	MLB 54 Andra Davis
TE 82 Steve Heiden	SLB 51 Chaun Thompson	WR 86 Dennis Northcutt	LCB 37 Anthony Henry
QB 5 Jeff Garcia	RCB 33 Daylon McCutcheon	FB 42 Terrelle Smith	SS 24 Robert Griffith
RB 31 William Green	FS 20 Earl Little	44 Lee Suggs	

RADIO ANNOUNCERS:

Jim Donovan, Doug Dieken (WMMS 100.7 FM, WTAM 1100 AM)

DATE	RESULT	OPPONENT	ATT
9/12	W, 20-3	Baltimore Ravens	73,068
9/19	L, 12-19	at Dallas Cowboys	63,119
9/26	L, 10-27	at New York Giants	78,521
10/3	W, 17-13	Washington Redskins	73,348
10/10	L, 23-34	at Pittsburgh Steelers	63,609
10/17	W, 34-17	Cincinnati Bengals	73,263
10/24	L, 31-34 (OT)	Philadelphia Eagles	73,394
11/7	L, 13-27	at Baltimore Ravens	69,781
11/14	L, 10-24	Pittsburgh Steelers	73,703
11/21	L, 7-10	New York Jets	72,547
11/28	L, 48-58	at Cincinnati Bengals	65,677
12/5	L, 15-42	New England Patriots	73,028
12/12	L, 7-37	at Buffalo Bills	72,330
12/19	L, 0-21	San Diego Chargers	72,489
12/26	L, 7-10	at Miami Dolphins	73,169
1/2	W, 22-14	at Houston Texans	70,724

TEAM STATISTICS	BROWNS	OPPONENT
Total First Downs	245	307
Rushing	94	141
Passing	125	144
Penalty	26	22
3rd Down: Made/Att	59/203	78/216
3rd Down Pct.	29.1%	36.1%
4th Down: Made/Att	7/16	7/16
4th Down Pct.	43.8%	43.8%
Possession Avg.	28:03	31:57
Total Net Yards	4,481	5,215
Avg. Per Game	280.1	325.9
Total Plays	921	1,024
Avg. Per Play	4.9	5.1
Net Yards Rushing	1,657	2,314
Avg. Per Game	103.6	144.6
Total Rushes	441	532
Net Yards Passing	2,824	2,901
Avg. Per Game	176.5	181.3
Sacked/Yards Lost	41/252	32/190
Good Yards	3,076	3,091
Att./Completions	439/251	460/277
Completion Pct.	57.2%	60.2%
Had Intercepted	21	15
Punts/Average	85/40.0	85/41.6
Net Punting Avg.	85/35.4	85/33.9
Penalties/Yards	115/854	109/890
Fumbles/Ball Lost	32/19	20/13
Touchdowns	29	45
Rushing	6	22
Passing	21	17
Returns	2	6

SCORE BY PERIODS	1ST	2ND	3RD	4TH	OT	TOT
Browns	67	62	55	92	0	276
Opponents	107	107	72	101	3	390

SCORING	RU	PA	ST	DF	PAT	ZRU	ZPA	FG	SAF	TP	
Dawson, Phil	0	0	0	0	28/28	0	0	0	24/29	0	100
Heiden, Steve	0	5	0	0	0	0	0	0	0	0	32
Bryant, Antonio	0	4	0	0	0	0	0	0	0	0	24
Shea, Aaron	0	4	0	0	0	0	0	0	0	0	24
Morgan, Quincy	0	3	0	0	0	0	0	0	0	0	18
Suggs, Lee	2	1	0	0	0	0	0	0	0	0	18

PASSING	ATT	CMP	YDS	PCT	AV/AT	TD	TD%	INT	INT%	LG	TKLD	RATNG
Garcia, Jeff	252	144	1,731	57.1	6.87	10	4.0	9	3.6	99t	24/99	76.7
McCown, Luke	98	48	608	49.0	6.20	4	4.1	7	7.1	58t	12/122	52.6
Holcomb, Kelly	87	59	737	67.8	8.47	7	8.0	5	5.7	55t	5/31	96.8
Echemandu, Adam	1	0	0	0.0	0.00	0	0.0	0	0.0	0	0/0	39.6
Jackson, Frisman	1	0	0	0.0	0.00	0	0.0	0	0.0	0	0/0	39.6
Browns	439	251	3,076	57.2	7.01	21	4.8	21	4.8	99t	41/252	74.9
Opponents	460	277	3,091	60.2	6.72	17	3.7	15	3.3	72t	32/190	79.0

Davis, Andre'	0	2	0	0	0	0	0	0	0	0	0	12
Garcia, Jeff	2	0	0	0	0	0	0	0	0	0	0	12
Green, William	2	0	0	0	0	0	0	0	0	0	0	12
Northcutt, Dennis	0	2	0	0	0	0	0	0	0	0	0	12
Alston, Richard	0	0	1	0	0	0	0	0	0	0	0	6
Crocker, Chris	0	0	1	0	0	0	0	0	0	0	0	6
Browns	6	21	2	0	28/28	0	0	0	0	24/29	0	276
Opponents	22	17	6	0	44/44	0	0	0	0	24/28	1	390

SACKS: E.Ekuban 8.0, K.Lang 7.0, G.Warren 4.0, A.McKinley 3.0, C.Thompson 2.5, C.Crocker 2.0, T.Rogers 1.5, O.Roye 1.0, M.Myers 1.0, R.Griffith 1.0, W.Holdman 0.5, A.Davis 0.5 **Browns: 32.0, Opponents: 41.0**

RUSHING	NO	YDS	AVG	LG	TD
Suggs, Lee	199	744	3.7	39	2
Green, William	163	585	3.6	46	2
Garcia, Jeff	35	169	4.8	21	2
Jackson, James	12	81	6.8	38	0
Echemandu, Adam	8	25	3.1	6	0
McCown, Luke	6	25	4.2	11	0
Northcutt, Dennis	8	19	2.4	8	0
Smith, Terelle	4	9	2.3	4	0
Jackson, Frisman	1	4	4.0	4	0
Frost, Derrick	1	1	1.0	1	0
Holcomb, Kelly	3	-2	-0.7	0	0
Davis, Andre'	1	-3	-3.0	-3	0
Browns	441	1,657	3.6	46	6
Opponents	532	2,314	4.3	52	22

RECEIVING	NO	YDS	AVG	LG	TD
Bryant, Antonio	42	546	13.0	55t	4
Northcutt, Dennis	55	806	14.7	58t	2
Heiden, Steve	28	287	10.3	30	5
Shea, Aaron	26	252	9.7	35	4
Suggs, Lee	20	178	8.9	59t	1
Davis, Andre'	16	416	26.0	99t	2
Green, William	14	84	6.0	17	0
Jackson, Frisman	13	168	12.9	24	0
Morgan, Quincy	9	144	16.0	46t	3
Smith, Terelle	7	39	5.6	16	0
Jackson, James	6	22	3.7	13	0
Winstow, Kellen	5	50	10.0	21	0
King, Andre	5	49	9.8	16	0
Echemandu, Adam	3	25	8.3	19	0
Mustard, Chad	1	9	9.0	9	0
Heinrich, Keith	1	1	1.0	1	0
Browns	251	3,076	12.3	99t	21
Opponents	277	3,091	11.2	72t	17

INTERCEPTIONS	NO	YDS	AVG	LG	TD
Henry, Anthony	4	83	20.8	51	0
Davis, Andre'	3	35	11.7	30	0
Sanders, Lewis	2	36	18.0	24	0
McCutcheon, Daylon	2	0	0.0	2	0
Gardner, Barry	1	30	30.0	30	0
Little, Earl	1	28	28.0	28	0
Crocker, Chris	1	20	20.0	20t	1
Griffith, Robert	1	18	18.0	18	0
Browns	15	250	16.7	51	1
Opponents	21	232	11.0	106t	2

PUNTING	NO	YDS	AVG	IN20	TB	LG	BLK
Frost, Derrick	85	3,404	40.0	35.4	4	24	54
Browns	85	3,404	40.0	35.4	4	24	54
Opponents	85	3,537	41.6	33.9	11	21	62

PUNT RETURNS	NO	FC	YDS	AVG	LG	TD
Northcutt, Dennis	36	12	432	12.0	44	0
Browns	36	12	432	12.0	44	0
Opponents	48	10	313	6.5	49	0

KICKOFF RETURNS	NO	YDS	AVG	LG	TD
Alston, Richard	46	1,016	22.1	93t	1
Brown, Dee	13	243	18.7	30	0
King, Andre	5	95	19.0	24	0
Jackson, Frisman	4	70	17.5	22	0
Jackson, James	2	39	19.5	23	0
Mustard, Chad	2	13	6.5	9	0
Shea, Aaron	2	19	9.5	13	0
Sanders, Lewis	1	9	9.0	10	0
Browns	75	1,504	20.1	93t	1
Opponents	59	1,336	22.6	93t	1

FIELD GOALS	1-19	20-29	30-39	40-49	50+	TOT
Dawson, Phil	0/0	11/11	6/8	6/9	1/1	24/29
Browns	0/0	11/11	6/8	6/9	1/1	24/29
Opponents	0/0	7/8	9/9	6/9	2/2	24/28

STAFF
PLAYERS
2023 SEASON
HISTORY
RECORDS
GAME DAY

2005 (6-10)

STAFF

COACH: Romeo Crennel
DIVISION FINISH: 4th AFC North
2005 USUAL STARTING LINEUPS

OFFENSE		DEFENSE	
WR 81 Antonio Bryant	LDE 97 Alvin McKinley		
LT 70 L.J. Shelton	NT 95 Jason Fisk		
LG 63 Joe Andruzzi	RDE 99 Orpheus Roye		
C 50 Jeff Faine	LLB 55 Matt Stewart		
RG 60 Cosey Coleman	MLB 54 Andra Davis		
RT 72 Ryan Tucker	WLB 58 Ben Taylor		
TE 82 Steve Heiden	RLB 51 Chaun Thompson		
WR 86 Dennis Northcutt	LCB 24 Gary Baxter		
QB 8 Trent Dilfer	28 Leigh Bodden		
9 Charlie Frye	RCB 33 Daylon McCutcheon		
FB 42 Terrelle Smith	SS 25 Chris Crocker		
RB 34 Reuben Droughns	FS 27 Brian Russell		

RADIO ANNOUNCERS:
 Jim Donovan, Doug Dieken (WMMS 100.7 FM, WTAM 1100 AM)

PLAYERS

DATE	RESULT	OPPONENT	ATT
9/11	L, 13-27	Cincinnati Bengals	73,013
9/18	W, 26-24	at Green Bay Packers	70,400
9/25	L, 6-13	at Indianapolis Colts	57,127
10/9	W, 20-10	Chicago Bears	73,079
10/16	L, 3-16	at Baltimore Ravens	70,196
10/23	L, 10-13	Detroit Lions	72,923
10/30	L, 16-19	at Houston Texans	70,064
11/6	W, 20-14	Tennessee Titans	72,594
11/13	L, 21-34	at Pittsburgh Steelers	63,491
11/20	W, 22-0	Miami Dolphins	72,773
11/27	L, 12-24	at Minnesota Vikings	63,814
12/4	L, 14-20	Jacksonville Jaguars	70,941
12/11	L, 20-23	at Cincinnati Bengals	65,788
12/18	W, 9-7	at Oakland Raiders	41,862
12/24	L, 0-41	Pittsburgh Steelers	73,136
1/6	W, 20-16	Baltimore Ravens	69,871

2021 SEASON

TEAM STATISTICS	BROWNS	OPPONENT
Total First Downs	241	292
Rushing	76	116
Passing	149	161
Penalty	16	15
3rd Down: Made/Att	67/203	87/215
4th Down: Made/Att	7/18	8/18
Possession Avg.	28:00	32:00
Total Net Yards	4,550	5,069
Avg. Per Game	284.3	316.8
Total Plays	938	1,021
Avg. Per Play	4.9	5.0
Net Yards Rushing	1,503	2,202
Avg. Per Game	93.9	137.6
Total Rushes	395	527
Net Yards Passing	3,047	2,867
Avg. Per Game	190.4	179.2
Sacked/Yards Lost	46/276	23/142
Gross Yards	3,323	3,009
Att./Completions	498/297	471/279
Had Intercepted	17	15
Punts/Average	80/40.4	72/42.5
Net Punting Avg.	80/33.8	72/35.1
Penalties/Yards	99/770	97/716
Fumbles/Ball Lost	27/13	21/8
Touchdowns	22	31

HISTORY

SCORE BY PERIODS	1ST	2ND	3RD	4TH	OT	TOT
Browns	56	65	52	59	0	— 232
Opponents	58	102	81	60	0	— 301

SCORING	RU	PA	ST	DF	PAT	2RU	2PA	FG	SAF	TP
Dawson, Phil	0	0	0	0	19/21	0	0	27/29	0	100
Bryant, Antonio	0	4	0	0	0/0	0	0	0/0	0	24
Edwards, Braylon	0	3	0	0	0/0	0	0	0/0	0	18
Heiden, Steve	0	3	0	0	0/0	0	0	0/0	0	18
Northcutt, Dennis	0	2	1	0	0/0	0	0	0/0	0	18
Droughns, Reuben	2	0	0	0	0/0	0	0	0/0	0	12
Bodden, Leigh	0	0	1	0	0/0	0	0	0/0	0	6
Cribbs, Joshua	0	0	1	0	0/0	0	0	0/0	0	6

RECORDS

PASSING	ATT	CMP	YDS	PCT	AV/AT	TD	TD%	INT	INT%	LG	TKLD	RATING
Differ, Trent	333	199	2,321	59.8	6.97	11	3.3	12	3.6	80t	23/139	76.9
Frye, Charlie	164	98	1,002	59.4	6.07	4	2.4	5	3.6	45t	22/135	72.8
Jackson, Frisman	0	0	0	0	0	0	0	0	0	0	1/2	0
Browns	498	297	3,323	59.6	6.67	15	3.0	17	3.6	80t	46/276	75.4
Opponents	471	279	3,009	59.2	6.39	19	4.0	15	3.2	51t	23/142	78.2

GAME DAY

Frye, Charlie	1	0	0	0	0/0	0	0	0/0	0	6
Jackson, Frisman	0	1	0	0	0/0	0	0	0/0	0	6
Shea, Aaron	0	1	0	0	0/0	0	0	0/0	0	6
Smith, Terrelle	0	1	0	0	0/0	0	0	0/0	0	6
Wright, Jason	1	0	0	0	0/0	0	0	0/0	0	6
Browns	4	15	3	0	19/21	0	0	27/29	0	232
Opponents	11	19	1	0	31/31	0	0	28/35	0	301

SACKS: A.McKinley 5.0, C.Thompson 5.0, O.Royce 3.0, A.Davis 2.0, C.Crocker 2.0, K.Lang 2.0, N.Eason 2.0, E.Kelley 1.0, B.Pool 1.0 **Browns: 23.0, Opponents: 46.0**

RUSHING	NO	YDS	AVG	LG	TD
Droughns, Reuben	309	1,232	4.0	75t	2
Green, William	20	78	3.9	17	0
Frye, Charlie	18	60	3.3	16	1
Differ, Trent	20	46	2.3	12	0
Northcutt, Dennis	2	33	16.5	31	0
Wright, Jason	11	27	2.5	6t	1
Suggs, Lee	8	15	1.9	7	0
Smith, Terrelle	6	9	1.5	4	0
Bryant, Antonio	1	3	3.0	3	0
Browns	395	1,503	3.8	75t	4
Opponents	527	2,202	4.2	80t	11

RECEIVING	NO	YDS	AVG	LG	TD
Bryant, Antonio	69	1,009	14.6	54	4
Heiden, Steve	43	401	9.3	62t	3
Northcutt, Dennis	42	441	10.5	58t	2
Droughns, Reuben	39	369	9.5	51	0
Edwards, Braylon	32	512	16.0	80t	3
Jackson, Frisman	24	287	12.0	68t	1
Shea, Aaron	18	153	8.5	27	1
Smith, Terrelle	12	58	4.8	9	1
Suggs, Lee	6	26	4.3	8	0
Green, William	5	30	6.0	14	0
Wright, Jason	3	15	5.0	15	0
Irons, Paul	2	16	8.0	14	0
Cribbs, Joshua	1	7	7.0	7	0
Faine, Jeff	1	-1	-1.0	-1	0
Browns	297	3,323	11.2	80t	15
Opponents	279	3,009	10.8	51t	19

INTERCEPTIONS	NO	YDS	AVG	LG	TD
Russell, Brian	3	50	16.7	37	0
Bodden, Leigh	3	6	2.0	6	0
Crocker, Chris	2	35	17.5	24	0
McCutcheon, Daylon	2	14	7.0	14	0
Baxter, Gary	2	10	5.0	10	0
Davis, Andre'	1	14	14.0	14	0
Pool, Brodney	1	1	1.0	1	0
Stewart, Matt	1	0	0.0	0	0
Browns	15	130	8.7	37	0
Opponents	17	215	12.6	72	0

PUNTING	NO	YDS	AVG	IN20	TB	LG	BLK
Richardson, Kyle	78	3,181	40.8	34.0	9	61	0
Dawson, Phil	2	53	26.5	26.5	0	31	0
Browns	80	3,234	40.4	33.8	9	61	0
Opponents	72	3,058	42.5	35.1	8	60	0

PUNT RETURNS	NO	FC	YDS	AVG	LG	TD
Northcutt, Dennis	35	13	368	10.5	62t	1
Cribbs, Joshua	1	0	5	5.0	5	0
Jones, Sean	1	0	0	0.0	0	0
Browns	37	13	373	10.1	62t	1
Opponents	36	9	347	9.6	51	0

KICKOFF RETURNS	NO	YDS	AVG	LG	TD
Cribbs, Joshua	45	1,094	24.3	90t	1
Droughns, Reuben	5	119	23.8	35	0
Green, William	5	79	15.8	22	0
Perkins, Antonio	3	82	27.3	35	0
McIntyre, Carey	3	47	15.7	17	0
Shea, Aaron	3	29	9.7	13	0
Smith, Terrelle	2	24	12.0	13	0
Wright, Jason	1	17	17.0	17	0
Jackson, Frisman	1	15	15.0	15	0
Browns	68	1,506	22.1	90t	1
Opponents	56	1,182	21.1	63	0

FIELD GOALS	1-19	20-29	30-39	40-49	50+	TOT
Dawson, Phil	2/2	11/11	9/11	5/5	0/0	27/29
Browns	2/2	11/11	9/11	5/5	0/0	27/29
Opponents	0/0	10/10	11/12	6/10	1/3	28/35

2006 (4-12)

COACH: Romeo Crennel
DIVISION FINISH: 4th AFC North
2006 USUAL STARTING LINEUPS

OFFENSE

WR 84	Joe Jurevicius
LT 77	Kevin Shaffer
LG 63	Joe Andruzzi
C 66	Hank Fraley
RG 60	Cosey Coleman
RT 72	Ryan Tucker
TE 80	Kellen Winslow
WR 17	Brayton Edwards
QB 9	Charlie Frye
FB 42	Terrelle Smith
RB 34	Reuben Droughns

DEFENSE

LDE 99	Orpheus Roye
NT 92	Ted Washington
RDE 97	Alvin McKinley
LLB 55	Willie McGinest
MLB 54	Andra Davis
WLB 58	D'Qwell Jackson
RLB 95	Kameron Wimbley
LCB 28	Leigh Bodden
RCB 39	Daven Holly
SS 26	Sean Jones
FS 27	Brian Russell

RADIO ANNOUNCERS:

Jim Donovan, Doug Dieken (WMMS 100.7 FM, WTAM 1100 AM)

DATE	RESULT	OPPONENT	ATT
9/10	L, 14-19	New Orleans Saints	72,915
9/17	L, 17-34	at Cincinnati Bengals	66,072
9/24	L, 14-15	Baltimore Ravens	72,474
10/1	W, 24-21	at Oakland Raiders	61,426
10/8	L, 12-20	at Carolina Panthers	73,520
10/22	L, 7-17	Denver Broncos	73,024
10/29	W, 20-13	New York Jets	72,507
11/5	L, 25-32	at San Diego Chargers	65,558
11/12	W, 17-13	at Atlanta Falcons	70,793
11/19	L, 20-24	Pittsburgh Steelers	73,296
11/26	L, 0-30	Cincinnati Bengals	72,926
12/3	W, 31-28 (OT)	Kansas City Chiefs	71,927
12/7	L, 7-27	at Pittsburgh Steelers	55,246
12/17	L, 17-27	at Baltimore Ravens	70,857
12/24	L, 7-22	Tampa Bay Buccaneers	69,603
12/31	L, 6-14	at Houston Texans	70,097

TEAM STATISTICS

	BROWNS	OPPONENT
Total First Downs	250	303
Rushing	72	107
Passing	153	178
Penalty	25	18
3rd Down: Made/Att	70/209	100/228
3rd Down Pct.	33.5%	43.9%
4th Down: Made/Att	6/15	4/10
4th Down Pct.	40.0%	40.0%
Possession Avg.	29.21	30.39
Total Net Yards	4,233	5,517
Avg. Per Game	264.6	344.8
Total Plays	938	1,041
Avg. Per Play	4.5	5.3
Net Yards Rushing	1,335	2,275
Avg. Per Game	83.4	142.2
Total Rushes	372	514
Net Yards Passing	2,898	3,242
Avg. Per Game	181.1	202.6
Sacked/Yards Lost	54/349	28/137
Gross Yards	3,247	3,379
Att./Completions	512/318	499/283
Completion Pct.	62.1%	56.7%
Had Intercepted	25	18
Punts/Average	83/43.6	77/43.0
Net Punting Avg.	37.9	36.9
Penalties/Yards	74/687	84/678
Fumbles/Ball Lost	23/17	13/9
Touchdowns	25	40
Rushing	7	14
Passing	15	20
Returns	3	6

SCORE BY PERIODS

	1ST	2ND	3RD	4TH	OT	TOT
Browns	29	74	41	91	3	— 238
Opponents	64	90	95	107	0	— 356

SCORING

	RU	PA	ST	DF	PAT	2RU	2PA	FG	SAF	TP
Dawson, Phil	0	0	0	0	25/25	0	0	0	21/29	0 88
Edwards, Braylon	6	0	6	0	0/0	0	0	0	0/0	0 36
Droughns, Reuben	4	4	0	0	0/0	0	0	0	0/0	0 24
Jurevicius, Joe	3	0	3	0	0	0	0/0	0/0	0	0 18

PASSING

	ATT	CMP	YDS	PCT	AVI/AT	TD	TD%	INT	INT%	LG	TKLD	RATING
Frye, Charlie	393	252	2,454	64.1	6.2	10	2.5	17	4.3	75	44/262	72.0
Anderson, Derek	117	66	793	56.4	6.8	5	4.3	8	6.8	54	8/66	63.1
Dorsey, Ken	1	0	0	0.0	0.0	0	0.0	0	0.0	0	1/7	39.6
Cribbs, Joshua	1	0	0	0.0	0.0	0	0.0	0	0.0	0	0/0	39.6
Winslow, Kellen	0	0	0	0.0	0.0	0	0.0	0	0.0	0	1/14	0.0
Browns	512	318	3,247	62.1	6.3	15	2.9	25	4.9	75	54/349	69.7
Opponents	499	283	3,379	56.7	6.8	20	4.0	18	3.6	77	28/137	75.9

Frye, Charlie	3	3	0	0	0	0	0/0	0/0	0	18
Winslow, Kellen	3	0	3	0	0	0	0/0	0/0	0	18
Holly, Daven	2	0	0	2	0	0	0/0	0/0	0	12
Heiden, Steve	2	0	2	0	0	0	0/0	0/0	0	12
Dinkins, Darnell	1	0	1	0	0	0	0/0	0/0	0	6
Cribbs, Joshua	1	0	0	1	0	0	0/0	0/0	0	6
Browns	25	7	15	3	0	0	25/25	21/29	0	238
Opponents	40	14	20	6	0	0	36/38	26/31	1	356

SACKS: K.Wimbley 11.0, S.Fraser 4.5, W.McGinest 4.0, C.Thompson 2.0, A.McKinley 1.0, M.Stewart 1.0, A.Davis 1.0, B.Pool 1.0, L.Williams 1.0, O.Roye 1.0, S.Jones 0.5

Browns: 28.0, Opponents: 54.0

RUSHING

	NO	YDS	AVG	LG	TD
Droughns, Reuben	220	758	3.4	22	4
Frye, Charlie	47	215	4.6	17	3
Wright, Jason	62	189	3.0	18	0
Harrison, Jerome	20	60	3.0	15	0
Anderson, Derek	4	47	11.8	33	0
Northcutt, Dennis	3	32	10.7	16	0
Smith, Terrelle	8	14	1.8	3	0
Cribbs, Joshua	2	11	5.5	9	0
Edwards, Braylon	3	7	2.3	8	0
Vickers, Lawrence	3	2	0.7	2	0
Browns	372	1,335	3.6	33	7
Opponents	514	2,275	4.4	59	14

RECEIVING

	NO	YDS	AVG	LG	TD
Winslow, Kellen	89	875	9.8	40	3
Edwards, Braylon	61	884	14.5	75	6
Jurevicius, Joe	40	495	12.4	52	3
Heiden, Steve	36	249	6.9	13	2
Droughns, Reuben	27	169	6.3	24	0
Northcutt, Dennis	22	228	10.4	43	0
Cribbs, Joshua	10	91	9.1	14	0
Harrison, Jerome	9	47	5.2	12	0
Smith, Terrelle	8	21	2.6	7	0
Wright, Jason	6	82	13.7	54	0
Vickers, Lawrence	6	60	10.0	29	0
Wilson, Travis	2	32	16.0	16	0
Dinkins, Darnell	2	14	7.0	11	1
Browns	318	3,247	10.2	75	15
Opponents	283	3,379	11.9	77	20

INTERCEPTIONS

	NO	YDS	AVG	LG	TD
Holly, Daven	5	127	25.4	57	1
Jones, Sean	5	46	9.2	19	0
Bodden, Leigh	2	48	24.0	35	0
Davis, Andre'	2	19	9.5	19	0
Baxter, Gary	1	10	10.0	10	0
Russell, Brian	1	6	6.0	6	0
McGinest, Willie	1	0	0.0	0	0
Pool, Brodney	1	0	0.0	0	0
Browns	18	256	14.2	57	1
Opponents	25	273	10.9	37	2

PUNTING

	NO	YDS	AVG	IN20	TB	LG	BLK
Zastudil, Dave	81	3,563	44.0	38.4	7	61	0
Dawson, Phil	2	58	29.0	19.0	1	31	0
Browns	83	3,621	43.6	37.9	8	61	0
Opponents	77	3,309	43.0	36.9	5	69	0

PUNT RETURNS

	NO	FC	YDS	AVG	LG	TD
Northcutt, Dennis	28	13	312	11.1	81	0
Cribbs, Joshua	6	3	51	8.5	34	0
Jones, Sean	1	0	8	8.0	8	0
Unck, Mason	1	0	0	0.0	0	0
Browns	36	16	371	10.3	81	0
Opponents	43	11	312	7.3	37	0

KICKOFF RETURNS

	NO	YDS	AVG	LG	TD
Cribbs, Joshua	61	1,494	24.5	92	1
Vickers, Lawrence	5	84	16.8	22	0
Dinkins, Darnell	3	44	14.7	20	0
Heiden, Steve	1	11	11.0	11	0
Friedman, Lennie	1	2	2.0	2	0
Browns	71	1,635	23.0	92	1
Opponents	48	1,053	21.9	99	1

FIELD GOALS

	1-19	20-29	30-39	40-49	50+	TOT
Dawson, Phil	0/0	5/6	9/10	6/12	1/1	21/29
Browns	0/0	5/6	9/10	6/12	1/1	21/29
Opponents	1/1	12/12	6/7	6/8	1/3	26/31

STAFF

PLAYERS

2021 SEASON

HISTORY

RECORDS

GAME DAY

2007 (10-6)

STAFF

COACH: Romeo Crennel
DIVISION FINISH: 2nd AFC North
2007 USUAL STARTING LINEUPS

OFFENSE		DEFENSE	
WR 84	Joe Jurevicius	LDE 99	Orpheus Roye
LT 73	Joe Thomas	91	Shaun Smith
LG 65	Eric Steinbach	NT 78	Ethan Kelley
C 66	Hank Fraley	92	Ted Washington
RG 68	Seth McKinney	RDE 98	Robaire Smith
72	Ryan Tucker	LLB 55	Willie McCinest
RT 77	Kevin Shaffer	MLB 54	Andra Davis
TE 80	Kellen Winslow	WLB 58	D'Qwell Jackson
WR 17	Braylon Edwards	FLB 95	Kameron Wimbley
QB 3	Derek Anderson	LCB 28	Leigh Bodden
FB 47	Lawrence Vickers	RCB 24	Eric Wright
RB 31	Jamal Lewis	SS 26	Sean Jones
		FS 21	Brodney Pool

RADIO ANNOUNCERS:
 Jim Donovan, Doug Dieken (WMMS 100.7 FM, WTAM 1100 AM)

PLAYERS

DATE	RESULT	OPPONENT	ATT
9/9	L, 7-34	Pittsburgh Steelers	73,089
9/16	W, 51-45	Cincinnati Bengals	72,801
9/23	L, 24-26	at Oakland Raiders	51,075
9/30	W, 27-13	Baltimore Ravens	73,024
10/7	L, 17-34	at New England Patriots	68,756
10/14	W, 41-31	Miami Dolphins	73,198
10/28	W, 27-20	at St. Louis Rams	62,777
11/4	W, 33-30 (OT)	Seattle Seahawks	72,927
11/11	L, 28-31	at Pittsburgh Steelers	64,781
11/18	W, 33-30 (OT)	at Baltimore Ravens	71,055
11/25	W, 27-17	Houston Texans	72,926
12/2	L, 21-27	at Arizona Cardinals	64,791
12/9	W, 24-18	at New York Jets	76,822
12/16	W, 8-0	Buffalo Bills	73,196
12/23	L, 14-19	at Cincinnati Bengals	66,023
12/30	W, 20-7	San Francisco 49ers	73,041

TEAM STATISTICS	BROWNS	OPPONENT
Total First Downs	315	335
Rushing	110	100
Passing	192	211
Penalty	13	24
3rd Down: Made/Att	86/204	79/215
3rd Down Pct.	42.2%	36.7%
4th Down: Made/Att	6/15	11/25
4th Down Pct.	40.0%	44.0%
Possession Avg.	29:10	30:50
Total Net Yards	5,621	5,753
Avg. Per Game	351.3	359.6
Total Plays	1,004	1,066
Avg. Per Play	5.6	5.4
Net Yards Rushing	1,895	2,072
Avg. Per Game	118.4	129.5
Total Rushes	440	460
Net Yards Passing	3,726	3,681
Avg. Per Game	232.9	230.1
Sacked/Yards Lost	19/140	28/186
Gross Yards	3,866	3,867
Attempts/Completions	545/305	578/340
Completion Pct.	56.0%	58.8%
Had Intercepted	20	17
Punts/Average	69/42.0	69/40.2
Net Punting Avg.	35.8	32.9
Penalties/Yards	114/868	80/581
Fumbles/Ball Lost	22/9	19/10
Touchdowns	46	41
Rushing	13	8
Passing	29	29
Returns	4	4

SCORE BY PERIODS	1ST	2ND	3RD	4TH	OT	TOT
Browns	60	144	87	105	6	— 402
Opponents	85	112	82	103	0	— 382

SCORING	TD	RU	PA	RT	PAT	FG	2PT	PTS
Dawson, Phil	0	0	0	0	42/43	26/30	0	120

2021 SEASON

HISTORY

RECORDS

GAME DAY

Edwards, Braylon	16	0	16	0	0/0	0/0	0	96
Lewis, Jamal	11	9	2	0	0/0	0/0	0	66
Winslow, Kellen	5	0	5	0	0/0	0/0	1	32
Jurevicius, Joe	3	0	3	0	0/0	0/0	1	20
Cribbs, Joshua	3	0	0	3	0/0	0/0	0	18
Anderson, Derek	3	3	0	0	0/0	0/0	0	18
Vickers, Lawrence	2	0	2	0	0/0	0/0	0	12
Pool, Brodney	1	0	0	1	0/0	0/0	0	6
Carter, Tim	1	0	1	0	0/0	0/0	0	6
Wright, Jason	1	1	0	0	0/0	0/0	0	6
Browns	46	13	29	4	42/43	26/30	2	402
Opponents	41	8	29	4	38/38	32/35	2	402

SACKS: K.Wimbley 5.0, R.Smith 4.0, A.Peek 4.0, L.Williams 4.0, W.McGinest 3.0, S.Smith 2.0, E.Wright 1.0, E.Kelley 1.0, M.Adams 1.0, D.Jackson 1.0, C.Thompson 1.0, S.Jones 0.5, O.Roye 0.5
Browns: 28.0, Opponents: 19.0

RUSHING	NO	YDS	AVG	LG	TD
Lewis, Jamal	298	1,304	4.4	66t	9
Wright, Jason	60	277	4.6	18	1
Harrison, Jerome	23	142	6.2	17	0
Anderson, Derek	32	70	2.2	11	3
Cribbs, Joshua	9	61	6.8	18	0
Vickers, Lawrence	15	43	2.9	7	0
Frye, Charlie	1	1	1.0	1	0
Zastudil, Dave	2	-3	-1.5	0	0
Browns	440	1,895	4.3	66t	13
Opponents	460	2,072	4.5	37	8

RECEIVING	NO	YDS	AVG	LG	TD
Winslow, Kellen	82	1,106	13.5	49	5
Edwards, Braylon	80	1,289	16.1	78t	16
Jurevicius, Joe	50	614	12.3	50	3
Lewis, Jamal	30	248	8.3	34	2
Wright, Jason	24	233	9.7	23	0
Vickers, Lawrence	13	91	7.0	25	2
Heiden, Steve	12	104	8.7	27	0
Carter, Tim	8	117	14.6	22	1
Cribbs, Joshua	3	37	12.3	18	0
Harrison, Jerome	2	19	9.5	15	0
Dinkins, Darnell	1	8	8.0	8	0
Browns	305	3,866	12.7	78t	29
Opponents	340	3,867	11.4	42	29

INTERCEPTIONS	NO	YDS	AVG	LG	TD
Bodden, Leigh	6	75	12.5	26	0
Jones, Sean	5	37	7.4	26	0
Pool, Brodney	2	103	51.5	100t	1
McDonald, Brandon	2	0	0.0	0	0
Jackson, D'Qwell	1	1	1.0	1	0
Wright, Eric	1	0	0.0	0	0
Browns	17	216	12.7	100t	1
Opponents	20	422	21.1	71t	2

PUNTING	NO	YDS	AVG	NET	TB	IN	LG	B
Zastudil, Dave	49	2,046	41.8	34.6	4	14	64	0
Player, Scott	13	593	45.6	40.3	2	6	57	0
Ernster, Paul	7	256	36.6	35.6	0	2	43	0
Browns	69	2,895	42.0	35.8	6	22	64	0
Opponents	69	2,774	40.2	32.9	5	19	69	0

PUNT RETURNS	NO	FC	YDS	AVG	LG	TD
Cribbs, Joshua	30	10	405	13.5	76t	1
Browns	30	10	405	13.5	76t	1
Opponents	34	8	308	9.1	94t	1

KICKOFF RETURNS	NO	YDS	AVG	LG	TD
Cribbs, Joshua	59	1,809	30.7	100t	2
Dinkins, Darnell	7	62	8.9	19	0
Wright, Jason	3	49	16.3	20	0
Friedman, Lennie	2	14	7.0	13	0
Jurevicius, Joe	1	9	9.0	9	0
Browns	72	1,943	27.0	100t	2
Opponents	76	1,590	20.9	65	0

FIELD GOALS	1-19	20-29	30-39	40-49	50+	TOT
Dawson, Phil	2/2	9/10	7/8	7/8	1/2	26/30
Browns	2/2	9/10	7/8	7/8	1/2	26/30
Opponents	1/1	12/12	11/11	8/11	0/0	32/35

PASSING	ATT	CMP	YDS	PCT	AVIAT	TD	TD%	INT	INT%	LG	TKLD	RATING
Anderson, Derek	527	298	3,787	56.5	7.2	29	5.5	19	3.6	78t	14/109	82.5
Quinn, Brady	8	3	45	37.5	5.6	0	0.0	0	0.0	18	0/0	56.8
Frye, Charlie	10	4	34	40.0	3.4	0	0.0	1	10.0	15	5/31	10.0
Cribbs, Joshua	0	0	0	0.0	0.0	0	0.0	0	0.0	0	0/0	0.0
Browns	545	305	3,866	56.0	7.1	29	5.3	20	3.7	78t	19/140	80.7
Opponents	578	340	3,867	58.8	6.7	29	5.0	17	2.9	42	28/186	83.4

2008 (4-12)

COACH: Romeo Crennel
DIVISION FINISH: 4th AFC North
2008 USUAL STARTING LINEUPS

OFFENSE		DEFENSE	
WR 18	Donte' Stallworth	LE 99	Corey Williams
12	Syndric Steptoe	NT 92	Shaun Rogers
LT 73	Joe Thomas	RE 99	Shaun Smith
LG 65	Eric Steinbach	93	Louis Leonard
C 66	Hank Fraley	LOLB 55	Willie McGinest
RG 70	Rex Hadnot	MLB 54	Andra Davis
RT 77	Kevin Shaffer	WLB 52	D'Qwell Jackson
TE 80	Kellen Winslow	ROLB 95	Kameron Wimbley
82	Steve Heiden	LCB 24	Eric Wright
WR 17	Braylon Edwards	RCB 22	Brandon McDonald
QB 3	Derek Anderson	SS 26	Sean Jones
RB 31	Jamal Lewis	SS 26	Sean Jones
FB 47	Lawrence Vickers	20	Mike Adams
41	Charles Ali	FS 21	Brodney Pool

RADIO ANNOUNCERS:
 Jim Donovan, Doug Dieken (WMMMS 100.7 FM, WTAM 1100 AM)

DATE	RESULT	OPPONENT	ATT
9/7	L, 10-28	Dallas Cowboys	73,012
9/14	L, 6-10	Pittsburgh Steelers	73,048
9/21	L, 10-28	at Baltimore Ravens	71,104
9/28	W, 20-12	at Cincinnati Bengals	65,541
10/13	W, 35-14	New York Giants	73,102
10/19	L, 11-14	at Washington Redskins	90,487
10/26	W, 23-17	at Jacksonville Jaguars	64,775
11/2	L, 27-37	Baltimore Ravens	73,078
11/6	L, 30-34	Denver Broncos	73,141
11/17	W, 29-27	at Buffalo Bills	71,645
11/23	L, 6-16	Houston Texans	72,077
11/30	L, 6-10	Indianapolis Colts	72,411
12/7	L, 9-28	at Tennessee Titans	69,143
12/15	L, 10-30	at Philadelphia Eagles	69,144
12/21	L, 0-14	Cincinnati Bengals	72,361
12/28	L, 0-31	at Pittsburgh Steelers	63,553

TEAM STATISTICS	BROWNS	OPPONENT
Total First Downs	233	315
Rushing	84	125
Passing	127	176
Penalty	22	14
3rd Down: Made/Att	72/212	95/207
3rd Down Pct.	34.0	45.9
4th Down: Made/Att	6/14	11/17
4th Down Pct.	42.9	64.7
Possession Avg.	27.33	32.27
Total Net Yards	3,985	5,704
Avg. Per Game	249.1	356.5
Total Plays	921	1,004
Avg. Per Play	4.3	5.7
Net Yards Rushing	1,605	2,431
Avg. Per Game	100.3	151.9
Total Rushes	409	541
Net Yards Passing	2,380	3,273
Avg. Per Game	148.8	204.6
Sacked/Yards Lost	24/157	17/90
Gross Yards	2,537	3,363
Att./Completions	489/238	446/286
Completion Pct.	48.8	64.1
Had Intercepted	20	23
Punts/Average	76/45.3	59/40.7
Net Punting Avg.	76/39.3	59/34.1
Penalties/Yards	100/669	95/770
Fumbles/Ball Lost	17/6	19/8
Touchdowns	20	42
Rushing	6	16
Passing	11	19
Returns	3	7

SCORE BY PERIODS	1ST	2ND	3RD	4TH	OT	TOT
Browns	45	76	29	82	0	232
Opponents	51	119	74	106	0	350

SCORING	TD	RU	PA	RT	PT	FG	2PT	PTS
Dawson, Phil	0	0	0	0	18/18	30/36	0	108
Lewis, Jamal	4	4	0	0	0/0	0/0	0	24
Edwards, Braylon	3	0	3	0	0/0	0/0	2	22
Cribbs, Joshua	3	1	1	1	0/0	0/0	0	18

PASSING	ATT	CMP	YDS	PCT	AVI/AT
Anderson, Derek	283	142	1,615	50.2	5.71
Dorsey, Ken	91	43	370	47.3	4.07
Quinn, Brady	89	45	518	50.6	5.82
Gradkowski, Bruce	21	7	26	33.3	1.24
Cribbs, Joshua	4	1	8	25.0	2.00
Browns	488	238	2,537	48.8	5.20
Opponents	446	286	3,363	64.1	7.54

Winslow, Kellen	3	0	3	0	0/0	0/0	0	18
Harrison, Jerome	2	1	1	0	0/0	0/0	0	12
Dinkins, Darnell	1	0	1	0	0/0	0/0	0	6
McDonald, Brandon	1	0	0	1	0/0	0/0	0	6
Stallworth, Donte'	1	0	1	0	0/0	0/0	0	6
Wright, Eric	1	0	0	1	0/0	0/0	0	6
Wright, Jason	1	0	1	0	0/0	0/0	0	6
Browns	20	6	11	3	18/18	30/36	2	232
Opponents	42	16	19	7	41/41	19/28	0	350

SACKS: S.Rogers 4.5, K.Wimbley 4.0, A.Hall 3.0, D.Jackson 2.0, B.Pool 1.0, W.McGinest 1.0, N.Sorensen 0.5, C.Williams 0.5, S.Thomas 0.5 **Browns: 17.0, Opponents: 24.0**

RUSHING	NO	YDS	AVG	LG	TD
Lewis, Jamal	279	1,002	3.6	29	4
Harrison, Jerome	34	246	7.2	72t	1
Cribbs, Joshua	29	167	5.8	27	1
Wright, Jason	23	85	3.7	11	0
Anderson, Derek	25	55	2.2	15	0
Vickers, Lawrence	10	31	3.1	10	0
Quinn, Brady	5	21	4.2	12	0
Gradkowski, Bruce	1	2	2.0	2	0
Dorsey, Ken	2	0	0.0	0	0
Stallworth, Donte'	1	-4	-4.0	-4	0
Browns	409	1,605	3.9	72t	6
Opponents	541	2,431	4.5	60	16

RECEIVING	NO	YDS	AVG	LG	TD
Edwards, Braylon	55	873	15.9	70	3
Winslow, Kellen	43	428	10.0	30	3
Heiden, Steve	23	249	10.8	51	0
Lewis, Jamal	23	178	7.7	18	0
Wright, Jason	22	156	7.1	17	1
Steptoe, Syndric	19	182	9.6	53	0
Stallworth, Donte'	17	170	10.0	19	1
Harrison, Jerome	12	116	9.7	23	1
Vickers, Lawrence	10	78	7.8	21	0
Dinkins, Darnell	5	41	8.2	22t	1
Ali, Charles	4	13	3.3	12	0
Cribbs, Joshua	2	18	9.0	17	1
Rucker, Martin	2	17	8.5	9	0
Sanders, Steve	1	18	18.0	18	0
Browns	238	2,537	10.7	70	11
Opponents	286	3,363	11.8	93t	19

INTERCEPTIONS	NO	YDS	AVG	LG	TD
McDonald, Brandon	5	146	29.2	98	1
Jones, Sean	4	27	6.8	20	0
Wright, Eric	3	131	43.7	94t	1
Pool, Brodney	3	45	15.0	24	0
Jackson, D'Qwell	3	29	9.7	16	0
Adams, Mike	2	18	9.0	18	0
Cousin, Terry	1	4	4.0	4	0
Davis, Andra	1	4	4.0	4	0
Wimbley, Kameron	1	2	2.0	2	0
Browns	23	406	17.7	98	2
Opponents	20	381	19.1	50t	5

PUNTING	NO	YDS	AVG	NET	TB	IN	LG	B
Zastudil, Dave	75	3,410	45.5	39.4	11	23	65	0
Dawson, Phil	1	33	33.0	33.0	0	1	33	0
Browns	76	3,443	45.3	39.3	11	24	65	0
Opponents	59	2,403	40.7	34.1	7	18	59	0

PUNT RETURNS	NO	FC	YDS	AVG	LG	TD
Cribbs, Joshua	28	7	228	8.1	32	0
Steptoe, Syndric	2	0	23	11.5	14	0
Browns	30	7	251	8.4	32	0
Opponents	32	7	235	7.3	44	0

KICKOFF RETURNS	NO	YDS	AVG	LG	TD
Cribbs, Joshua	44	1,110	25.2	92t	1
Dinkins, Darnell	3	37	12.3	14	0
Lawson, Gerard	3	72	24.0	43	0
Steptoe, Syndric	3	61	20.3	23	0
Ali, Charles	1	10	10.0	10	0
Cieslak, Brad	1	7	7.0	7	0
McKinney, Seth	1	0	0.0	0	0
Sowells, Isaac	1	0	0.0	0	0
Wright, Jason	1	15	15.0	15	0
Browns	58	1,312	22.6	92t	1
Opponents	53	1,228	23.2	98t	1

FIELD GOALS	1-19	20-29	30-39	40-49	50+	TOT
Dawson, Phil	0/0	10/10	12/14	5/6	3/6	30/36
Browns	0/0	10/10	12/14	5/6	3/6	30/36
Opponents	0/0	4/4	10/13	4/9	1/2	19/28

	TD	TD%	INT	INT%	LG	TKLD	RATING
Anderson, Derek	9	3.2	8	2.8	70	14/ 87	66.5
Dorsey, Ken	0	0.0	7	7.7	28	5/ 43	26.4
Quinn, Brady	2	2.2	2	2.2	42	1/ 9	66.6
Gradkowski, Bruce	0	0.0	3	14.3	12	4/ 18	28.8
Cribbs, Joshua	0	0.0	0	0.0	8	0/ 0	39.6
Browns	11	2.3	20	4.1	70	24/ 157	54.8
Opponents	19	4.3	23	5.2	93t	17/ 90	79.7

STAFF
PLAYERS
2021 SEASON
HISTORY
RECORDS
GAME DAY

2009 (5-11)

STAFF

COACH: Eric Mangini
DIVISION FINISH: 4th AFC North
2009 USUAL STARTING LINEUPS

OFFENSE		DEFENSE	
WR 16	Joshua Cribbs	LE 90	Kenyon Coleman
LT 73	Joe Thomas	NT 92	Shaun Rogers
LG 65	Eric Steinbach	RE 98	Robaire Smith
C 55	Alex Mack	OLB 95	Kameron Wimbley
RG 77	Floyd Womack	ILB 96	David Bowens
RT 78	John St. Clair	ILB 50	Eric Barton
TE 84	Robert Royal	93	Jason Trusnik
WR 11	Mohamed Massaquoi	OLB 96	David Bowens
QB 10	Brady Quinn	LCB 24	Eric Wright
		RCB 22	Brandon McDonald
RB 31	Jamal Lewis	20	Mike Adams
		S 21	Brodney Pool
35	Jerome Harrison	S 26	Abram Elam
FB 47	Lawrence Vickers		

RADIO ANNOUNCERS:
 Jim Donovan, Doug Dieken (WMMS 100.7 FM, WTAM 1100 AM)

PLAYERS

DATE	RESULT	OPPONENT	ATT
9/13	L, 20-34	Minnesota Vikings	70,560
9/20	L, 6-27	at Denver Broncos	73,931
9/27	L, 3-34	at Baltimore Ravens	70,950
10/4	L, 20-23 (OT)	Cincinnati Bengals	69,844
10/11	W, 6-3	at Buffalo Bills	70,526
10/18	L, 14-27	at Pittsburgh Steelers	64,398
10/25	L, 3-31	Green Bay Packers	69,797
11/1	L, 6-30	at Chicago Bears	62,262
11/16	L, 0-16	Baltimore Ravens	69,023
11/22	L, 37-38	at Detroit Lions	43,170
11/29	L, 7-16	at Cincinnati Bengals	64,553
12/6	L, 23-30	San Diego Chargers	67,978
12/10	W, 13-6	Pittsburgh Steelers	69,009
12/20	W, 41-34	at Kansas City Chiefs	53,315
12/27	W, 23-9	Oakland Raiders	67,964
1/3	W, 23-17	Jacksonville Jaguars	66,935

TEAM STATISTICS	BROWNS	OPPONENT
Total First Downs	237	336
Rushing	102	120
Passing	118	189
Penalty	17	27
3rd Down: Made/Att	76/233	86/221
3rd Down Pct.	32.6	38.9
4th Down: Made/Att	10/15	10/20
4th Down Pct.	66.7	50.0
Possession Avg.	28:28	31:32
Total Net Yards	4,163	6,229
Avg. Per Game	260.2	389.3
Total Plays	971	1,072
Avg. Per Play	4.3	5.8
Net Yards Rushing	2,087	2,314
Avg. Per Game	130.4	144.6
Total Rushes	498	506
Net Yards Passing	2,076	3,915
Avg. Per Game	129.8	244.7
Sacked/Yards Lost	30/179	40/234
Gross Yards	2,255	4,149
Att./Completions	443/219	526/313
Completion Pct.	49.4	59.5
Had Intercepted	18	10
Punts/Average	94/42.3	77/43.1
Net Punting Avg.	94/37.8	77/35.4
Penalties/Yards	77/678	101/812
Fumbles/Ball Lost	21/13	17/9
Touchdowns	25	41
Rushing	10	15
Passing	11	22
Returns	4	4

SCORE BY PERIODS	1ST	2ND	3RD	4TH	OT	TOT
Browns	66	70	46	63	0	245
Opponents	65	132	87	88	3	375

SCORING	TD	RU	PA	RT	PAT	FG	2PT	PTS
Dawson, Phil	0	0	0	0	18/19	17/19	0	69
Harrison, Jerome	7	5	2	0	0/0	0/0	0	46
Cribbs, Joshua	6	1	1	4	0/0	0/0	0	36
Cundiff, Billy	0	0	0	0	4/4	6/6	0	22

2021 SEASON

HISTORY

RECORDS

GAME DAY

Massaquoi, Mohamed	3	0	3	0	0/0	0/0	0	18
Anderson, Derek	2	2	0	0	0/0	0/0	0	12
Stuckey, Chansi	1	0	1	0	0/0	0/0	0	6
Gaines, Michael	1	0	1	0	0/0	0/0	0	6
Heiden, Steve	1	0	1	0	0/0	0/0	0	6
Jennings, Chris	1	1	0	0	0/0	0/0	0	6
Quinn, Brady	1	1	0	0	0/0	0/0	0	6
Royal, Robert	1	0	1	0	0/0	0/0	0	6
Vickers, Lawrence	1	0	1	0	0/0	0/0	0	6
Lewis, Jamal	0	0	0	0	0/0	0/0	1	2
Browns	25	10	11	4	22/23	23/25	1	245
Opponents	41	15	22	4	39/41	30/36	0	375

SACKS: K.Wimbley 6.5, D.Bowens 5.5, M.Roth 4.0, C.Williams 4.0, M.Benard 3.5, J.Trusnik 2.5, K.Maiava 2.5, S.Rogers 2.0, R.Smith 1.5, B.Schaefering 1.5, K.Coleman 1.5, H.Poteat 1.0, M.Adams 1.0, B.Pool 1.0, A.Elam 1.0, B.McDonald 1.0 **Browns: 40.0, Opponents: 30.0**

RUSHING	NO	YDS	AVG	LG	TD
Harrison, Jerome	194	862	4.4	71	5
Lewis, Jamal	143	500	3.5	18	0
Cribbs, Joshua	55	381	6.9	37	1
Jennings, Chris	63	220	3.5	16	1
Quinn, Brady	20	98	4.9	24	1
Davis, James	9	15	1.7	5	0
Anderson, Derek	10	8	0.8	3	2
Stuckey, Chansi	2	6	3.0	6	0
Hodges, Reggie	1	0	0.0	0	0
Massaquoi, Mohamed	1	-3	-3.0	-3	0
Browns	498	2,087	4.2	71	10
Opponents	506	2,314	4.6	64	15

RECEIVING	NO	YDS	AVG	LG	TD
Massaquoi, Mohamed	34	624	18.4	59	3
Harrison, Jerome	34	220	6.5	18	2
Furrey, Mike	23	170	7.4	22	0
Cribbs, Joshua	20	135	6.8	35	1
Stuckey, Chansi	19	198	10.4	40	1
Moore, Evan	12	158	13.2	24	0
Royal, Robert	11	134	12.2	29	1
Edwards, Braylon	10	139	13.9	24	0
Heiden, Steve	10	73	7.3	14	1
Jennings, Chris	9	56	6.2	19	0
Lewis, Jamal	8	88	11.0	19	0
Vickers, Lawrence	8	27	3.4	12	1
Robiskie, Brian	7	106	15.1	43	1
Gaines, Michael	5	59	11.8	24	0
Estandia, Greg	4	45	11.3	18	0
Davis, James	4	5	1.3	2	0
Quinn, Brady	1	18	18.0	18	0
Browns	219	2,255	10.3	59	11
Opponents	313	4,149	13.3	75	22

INTERCEPTIONS	NO	YDS	AVG	LG	TD
Wright, Eric	4	74	18.5	47	0
Pool, Brodney	4	33	8.3	32	0
McDonald, Brandon	1	39	39.0	39	0
Bowens, David	1	15	15.0	15	0
Browns	10	161	16.1	47	0
Opponents	18	281	15.6	48	2

PUNTING	NO	YDS	AVG	NET	TB	IN	LG	B
Hodges, Reggie	45	1,789	39.8	36.4	3	15	54	0
Zastudil, Dave	49	2,188	44.7	39.1	5	25	60	0
Browns	94	3,977	42.3	37.8	8	40	60	0
Opponents	77	3,322	43.1	35.4	7	26	66	0

PUNT RETURNS	NO	FC	YDS	AVG	LG	TD
Cribbs, Joshua	38	3	452	11.9	67	1
Lawson, Gerard	1	0	4	4.0	4	0
Browns	39	3	456	11.7	67	1
Opponents	40	21	262	6.6	36	0

KICKOFF RETURNS	NO	YDS	AVG	LG	TD
Cribbs, Joshua	56	1,542	27.5	103	3
Lawson, Gerard	5	43	8.6	13	0
Harrison, Jerome	3	55	18.3	39	0
Elam, Abram	1	0	0.0	0	0
Estandia, Greg	1	9	9.0	9	0
Furrey, Mike	1	12	12.0	12	0
Trusnik, Jason	1	9	9.0	9	0
Vickers, Lawrence	1	0	0.0	0	0
Browns	69	1,670	24.2	103	3
Opponents	52	984	18.9	46	0

FIELD GOALS	1-19	20-29	30-39	40-49	50+	TOT
Dawson, Phil	0/0	7/7	5/5	5/6	0/1	17/19
Cundiff, Billy	1/1	4/4	1/1	0/0	0/0	6/6
Browns	1/1	11/11	6/6	5/6	0/1	23/25
Opponents	1/1	7/8	15/18	5/6	2/3	30/36

PASSING	ATT	CMP	YDS	PCT	AVI/AT	TD	TD%	INT	INT%	LG	TKLD	RATING
Quinn, Brady	256	136	1,339	53.1	5.23	8	3.1	7	2.7	59	19/104	67.2
Anderson, Derek	182	81	888	44.5	4.88	3	1.6	10	5.5	43	11/75	42.1
Cribbs, Joshua	4	1	18	25.0	4.50	0	0.0	1	25.0	18	0/0	6.3
Dawson, Phil	1	1	10	100.0	10.00	0	0.0	0	0.0	10	0/0	108.3
Browns	443	219	2,255	49.4	5.09	11	2.5	18	4.1	59	30/179	55.8
Opponents	526	313	4,149	59.5	7.89	22	4.2	10	1.9	75	40/234	90.6

2010 (5-11)

COACH: Eric Mangini
DIVISION FINISH: 3rd AFC North
2010 USUAL STARTING LINEUPS

OFFENSE		DEFENSE	
WR 11	Mohamed Massaquoi	LE 90	Kenyon Coleman
LT 73	Joe Thomas	NT 71	Ahyba Rubin
LG 65	Eric Steinbach	RE 91	Brian Schaefering
C 55	Alex Mack	OLB 53	Matt Roth
RG 77	Floyd Womack	ILB 51	Chris Gocong
RT 78	John St. Clair	ILB 50	Eric Barton
TE 82	Benjamin Watson	OLB 99	Scott Fujita
WR 80	Brian Robiskie	LCB 21	Eric Wright
QB 12	Colt McCoy	RCB 24	Sheldon Brown
RB 40	Peyton Hillis	S 43	T.J. Ward
FB 47	Lawrence Vickers	S 26	Abram Elam

RADIO ANNOUNCERS:
 Jim Donovan, Doug Dieken (WMMS 100.7 FM, WTAM 1100 AM)

DATE	RESULT	OPPONENT	ATT
9/12	L, 14-17	at Tampa Bay Buccaneers	47,211
9/19	L, 14-16	Kansas City Chiefs	65,377
9/26	L, 17-24	at Baltimore Ravens	71,119
10/3	W, 23-20	Cincinnati Bengals	66,731
10/10	L, 10-20	Atlanta Falcons	65,290
10/17	L, 10-28	at Pittsburgh Steelers	65,168
10/24	W, 30-17	at New Orleans Saints	70,077
11/7	W, 34-14	New England Patriots	66,292
11/14	L, 20-26 (OT)	New York Jets	67,449
11/21	L, 20-24	at Jacksonville Jaguars	62,254
11/28	W, 24-23	Carolina Panthers	64,463
12/5	W, 13-10	at Miami Dolphins	65,942
12/12	L, 6-13	at Buffalo Bills	50,861
12/19	L, 17-19	at Cincinnati Bengals	56,342
12/26	L, 10-20	Baltimore Ravens	65,028
1/2	L, 9-41	Pittsburgh Steelers	68,303

TEAM STATISTICS	BROWNS	OPPONENT
Total First Downs	265	317
Rushing	87	102
Passing	154	195
Penalty	24	20
3rd Down: Made/Att	75/202	96/224
3rd Down Pct.	37.1	42.9
4th Down: Made/Att	5/7	11/15
4th Down Pct.	71.4	73.3
Possession Avg.	27:55	32:05
Total Net Yards	4,635	5,601
Avg. Per Game	269.7	350.1
Total Plays	927	1,041
Avg. Per Play	5.0	5.4
Net Yards Rushing	1,646	2,070
Avg. Per Game	102.9	129.4
Total Rushes	413	505
Net Yards Passing	2,989	3,531
Avg. Per Game	186.8	220.7
Sacked/Yards Lost	36/214	29/178
Gross Yards	3,203	3,709
Att./Completions	478/296	507/309
Completion Pct.	61.9	60.9
Had Intercepted	18	19
Punts/Average	78/43.9	64/44.0
Net Punting Avg.	39.0	37.8
Penalties/Yards	78/675	85/741
Fumbles/Ball Lost	29/11	16/9
Touchdowns	29	36
Rushing	13	7
Passing	13	26
Returns	3	3

SCORE BY PERIODS	1ST	2ND	3RD	4TH	OT	TOT
Browns	77	91	37	66	0	271
Opponents	40	134	47	105	6	332

SCORING	TD	RU	PA	RT	PAT	FG	2PT	PTS
Dawson, Phil	0	0	0	0	28/28	23/28	0	97
Hillis, Peyton	13	11	2	0	0/0	0/0	0	78
Robiskie, Brian	3	0	3	0	0/0	0/0	0	18
Watson, Benjamin	3	0	3	0	0/0	0/0	0	18
Massaquoi, Mohamed	2	0	2	0	0/0	0/0	0	12
Bowens, David	2	0	0	2	0/0	0/0	0	12
Royal, Robert	1	0	1	0	0/0	0/0	0	6
McCoy, Colt	1	0	1	0	0/0	0/0	0	6
Cribbs, Joshua	1	0	1	0	0/0	0/0	0	6

PASSING	ATT	CMP	YDS	PCT	AVI/AT	TD	TD%	INT	INT%	LG	TKLD	RATING
McCoy, Colt	222	135	1,576	60.8	7.1	6	2.7	9	4.1	47	23/132	74.5
Delhomme, Jake	149	93	872	62.4	5.9	2	1.3	7	4.7	49	6/49	63.4
Wallace, Seneca	101	64	694	63.4	6.9	4	4.0	2	2.0	65t	6/33	88.5
Massaquoi, Mohamed	1	1	29	100.0	29.0	1	100.0	0	0.0	29t	0/0	158.3
Cribbs, Joshua	3	2	19	66.7	6.3	0	0.0	0	0.0	10	1/0	84.0
Hillis, Peyton	2	1	13	50.0	6.5	0	0.0	0	0.0	13	0/0	73.2
Browns	478	296	3,203	61.9	6.7	13	2.7	18	3.8	65t	36/214	75.0
Opponents	507	309	3,709	60.9	7.3	26	5.1	19	3.7	78t	29/178	84.8

Elam, Abram	1	0	0	1	0/0	0/0	0	6
Stuckey, Chansi	1	1	0	0	0/0	0/0	0	6
Moore, Evan	1	0	1	0	0/0	0/0	0	6
Browns	29	13	13	3	28/28	23/28	0	271
Opponents	36	7	26	3	35/35	27/36	0	332

SACKS: M. Benard 7.5, S. Fujita 3.5, M. Roth 3.5, K. Coleman 2.5, A. Rubin 2.0, A. Elam 2.0, S. Rogers 2.0, C. Gocong 2.0, M. Adams 1.0, J. Trusnik 1.0, J. Haden 1.0, D. Bowens 0.5, D. Robinson 0.5 **Browns: 29.0, Opponents: 36.0**

RUSHING	NO	YDS	AVG	LG	TD
Hillis, Peyton	270	1,177	4.4	48	11
McCoy, Colt	28	136	4.9	18	1
Harrison, Jerome	31	91	2.9	39	0
Bell, Mike	31	71	2.3	11	0
Hodges, Reggie	1	68	68.0	68	0
Cribbs, Joshua	20	66	3.3	19	0
Vickers, Lawrence	5	11	2.2	3	0
Wallace, Seneca	7	9	1.3	6	0
Davis, James	4	9	2.3	4	0
Stuckey, Chansi	3	9	3.0	11t	1
Mitchell, Carlton	1	9	9.0	9	0
Clayton, Thomas	1	0	0.0	0	0
Watson, Benjamin	1	-1	-1.0	-1	0
Delhomme, Jake	8	-2	-0.3	2	0
Massaquoi, Mohamed	1	-3	-3.0	-3	0
Figurs, Yaron	1	-4	-4.0	-4	0
Browns	413	1,646	4.0	68	13
Opponents	505	2,070	4.1	55	7

RECEIVING	NO	YDS	AVG	LG	TD
Watson, Benjamin	68	763	11.2	44	3
Hillis, Peyton	61	477	7.8	47	2
Stuckey, Chansi	40	346	8.7	25	0
Massaquoi, Mohamed	36	483	13.4	41t	2
Robiskie, Brian	29	310	10.7	46t	3
Cribbs, Joshua	23	292	12.7	65t	1
Moore, Evan	16	322	20.1	49	1
Bell, Mike	6	62	10.3	28	0
Royal, Robert	5	56	11.2	20t	1
Harrison, Jerome	4	42	10.5	23	0
Vickers, Lawrence	4	15	3.8	10	0
McCoy, Colt	1	13	13.0	13	0
Wallace, Seneca	1	9	9.0	9	0
Aiken, Sam	1	7	7.0	7	0
Smith, Alex	1	6	6.0	6	0
Browns	296	3,203	10.8	65t	13
Opponents	309	3,709	12.0	78t	26

INTERCEPTIONS	NO	YDS	AVG	LG	TD
Haden, Joe	6	101	16.8	62	0
Bowens, David	2	94	47.0	64t	2
Adams, Mike	2	51	25.5	26	0
Ward, T.J.	2	39	19.5	23	0
Elam, Abram	2	18	9.0	18	0
Brown, Sheldon	2	0	0.0	0	0
Fujita, Scott	1	16	16.0	16	0
Rubin, Ahyba	1	1	1.0	1	0
Wright, Eric	0	0	0.0	0	0
Browns	19	320	16.8	64t	2
Opponents	18	267	14.8	64	3

PUNTING	NO	YDS	AVG	NET	5	IN	LG	B
Hodges, Reggie	78	3,424	43.9	39.0	5	29	59	0
Browns	78	3,424	43.9	39.0	5	29	59	0
Opponents	64	2,817	44.0	37.8	8	27	61	0

PUNT RETURNS	NO	FC	YDS	AVG	LG	TD
Cribbs, Joshua	20	6	168	8.4	17	0
Stuckey, Chansi	2	3	5	2.5	5	0
Wright, Eric	0	0	62	0	62	0
Smith, Clifton	0	2	0	0	0	0
Browns	22	11	235	10.7	62	0
Opponents	40	13	285	7.1	33	0

KICKOFF RETURNS	NO	YDS	AVG	LG	TD
Cribbs, Joshua	40	814	20.4	37	0
Smith, Clifton	5	92	18.4	26	0
Bell, Mike	5	55	11.0	31	0
Haden, Joe	4	96	24.0	32	0
Ventronne, Ray	4	47	11.8	17	0
Harrison, Jerome	4	32	8.0	10	0
Benard, Marcus	4	26	6.5	11	0
Vickers, Lawrence	1	13	6.5	10	0
Davis, James	1	11	11.0	11	0
Gocong, Chris	1	5	5.0	5	0
Browns	70	1,191	17.0	37	0
Opponents	54	959	17.8	32	0

FIELD GOALS	1-19	20-29	30-39	40-49	50+	TOT
Dawson, Phil	3/3	7/7	10/10	3/5	0/3	23/28
Browns	3/3	7/7	10/10	3/5	0/3	23/28
Opponents	1/1	11/12	6/7	8/14	1/2	27/36

STAFF
PLAYERS
2023 SEASON
HISTORY
RECORDS
GAME DAY

2011 (4-12)

COACH: Pat Shurmur
DIVISION FINISH: 4th AFC North
2011 USUAL STARTING LINEUPS

OFFENSE		DEFENSE	
WR 11	Mohamed Massaquoi	LE 97	Jabaal Sheard
LT 73	Joe Thomas	DT 98	Phil Taylor
LG 62	Jason Pinkston	DT 71	Ahtyba Rubin
C 55	Alex Mack	RE 92	Jayme Mitchell
RG 66	Shawn Lauvaq	SLB 99	Scott Fujita
RT 79	Tony Pashos	MLB 52	D'Qwell Jackson
TE 82	Benjamin Watson	WLB 51	Chris Gocong
WR 15	Greg Little	LCB 23	Joe Haden
QB 12	Colt McCoy	RCB 24	Sheldon Brown
RB 40	Peyton Hillis	FS 20	Mike Adams
WR 16	Joshua Cribbs	SS 43	T.J. Ward
			Usama Young

RADIO ANNOUNCERS:
 Jim Donovan, Doug Dieken (WMMS 100.7 FM, WTAM 1100 AM)

DATE	RESULT	OPPONENT	ATT
9/11	L, 17-27	Cincinnati Bengals	67,321
9/18	W, 27-19	at Indianapolis Colts	65,035
9/25	W, 17-16	Miami Dolphins	66,651
10/2	L, 13-31	Tennessee Titans	66,240
10/16	L, 17-24	at Oakland Raiders	57,300
10/23	W, 6-3	Seattle Seahawks	66,350
10/30	L, 10-20	at San Francisco 49ers	69,732
11/6	L, 12-30	at Houston Texans	71,511
11/13	L, 12-13	St. Louis Rams	64,900
11/20	W, 14-10	Jacksonville Jaguars	63,498
11/27	L, 20-23	at Cincinnati Bengals	48,260
12/4	L, 10-24	Baltimore Ravens	63,648
12/6	L, 3-14	at Pittsburgh Steelers	60,754
12/18	L, 17-20 (OT)	at Arizona Cardinals	71,083
12/24	L, 14-20	at Baltimore Ravens	71,083
1/1	L, 9-13	Pittsburgh Steelers	68,266

TEAM STATISTICS	BROWNS	OPPONENT
Total First Downs	278	301
Rushing	77	124
Passing	173	149
Penalty	28	28
3rd Down: Made/Att	92/238	95/230
3rd Down Pct.	38.7	41.3
4th Down: Made/Att	10/18	6/14
4th Down Pct.	55.6	42.9
Possession Avg.	29:07	30:53
Total Net Yards	4,621	5,318
Avg. Per Game	288.8	332.4
Total Plays	1,024	1,035
Avg. Per Play	4.5	5.1
Net Yards Rushing	1,531	2,359
Avg. Per Game	95.7	147.4
Total Rushes	415	534
Net Yards Passing	3,090	2,959
Avg. Per Game	193.1	184.9
Sacked/Yards Lost	39/210	32/199
Gross Yards	3,300	3,158
Att./Completions	570/320	469/265
Completion Pct.	56.1	56.5
Had Intercepted	13	9
Punts/Average	89/40.1	76/46.1
Net Punting Avg.	36.3	37.9
Penalties/Yards	95/847	90/726
Fumbles/Ball Lost	22/6	20/11
Touchdowns	21	31
Rushing	4	12
Passing	16	16
Returns	1	3

SCORE BY PERIODS	1ST	2ND	3RD	4TH	OT	TOT
Browns	26	83	35	74	0	218
Opponents	82	94	62	66	3	307

SCORING	TD	RU	PA	RT	PAT	FG	2PT	PTS
Dawson, Phil	0	0	0	0	20/20	24/29	0	92
Cribbs, Joshua	5	0	4	1	0/0	0/0	0	30
Moore, Evan	4	0	4	0	0/0	0/0	0	24

Hillis, Peyton	3	3	0	0	0/0	0/0	0	18
Little, Greg	2	0	2	0	0/0	0/0	0	12
Massaquoi, Mohamed	2	0	2	0	0/0	0/0	0	12
Watson, Benjamin	2	0	2	0	0/0	0/0	0	12
Norwood, Jordan	1	0	1	0	0/0	0/0	0	6
Ogbonnaya, Chris	1	1	0	0	0/0	0/0	0	6
Smith, Alex	1	0	1	0	0/0	0/0	0	6
Browns	21	4	16	1	20/20	24/29	0	218
Opponents	31	12	16	3	31/31	30/34	0	307

SACKS: J. Sheard 8.5, A. Rubin 5.0, P. Taylor 4.0, D. Jackson 3.5, C. Gocong 3.5, J. Mitchell 1.5, S. Paxson 1.0, T. Brown 1.0, J. Haden 1.0, T. Ward 1.0, T. Ward 1.0, M. Benard 0.5, B. Schaefering 0.5
Browns: 32.0, Opponents: 39.0

RUSHING	NO	YDS	AVG	LG	TD
Hillis, Peyton	161	587	3.6	24t	3
Ogbonnaya, Chris	73	334	4.6	40	1
Hardesty, Montario	88	266	3.0	19	0
McCoy, Colt	61	212	3.5	20	0
Wallace, Seneca	7	70	10.0	27	0
Cribbs, Joshua	7	25	3.6	15	0
Little, Greg	3	15	5.0	13	0
Clayton, Thomas	8	12	1.5	4	0
Mareic, Owen	4	8	2.0	3	0
Smith, Armond	3	2	0.7	6	0
Browns	415	1,531	3.7	40	4
Opponents	534	2,359	4.4	67	12

RECEIVING	NO	YDS	AVG	LG	TD
Little, Greg	61	709	11.6	76t	2
Cribbs, Joshua	41	518	12.6	45t	4
Watson, Benjamin	37	410	11.1	34t	2
Moore, Evan	34	324	9.5	33	4
Massaquoi, Mohamed	31	384	12.4	56	2
Norwood, Jordan	23	268	11.7	51	1
Ogbonnaya, Chris	23	165	7.2	19	0
Hillis, Peyton	22	130	5.9	52	0
Smith, Alex	14	131	9.4	20	1
Hardesty, Montario	14	122	8.7	27	0
Cameron, Jordan	6	33	5.5	15	0
Mareic, Owen	5	31	6.2	11	0
Mitchell, Carlton	3	31	10.3	19	0
Robiskie, Brian	3	25	8.3	14	0
Wallace, Seneca	1	21	21.0	21	0
Clayton, Thomas	1	3	3.0	3	0
McCoy, Colt	1	-5	-5.0	-5	0
Browns	320	3,300	10.3	76t	16
Opponents	265	3,158	11.9	80t	16

INTERCEPTIONS	NO	YDS	AVG	LG	TD
Adams, Mike	3	33	11.0	29	0
Brown, Sheldon	2	0	0.0	0	0
Young, Usama	1	28	28.0	28	0
Jackson, D'Qwell	1	24	24.0	24	0
Skrine, Buster	1	5	5.0	5	0
Fujita, Scott	1	3	3.0	3	0
Browns	9	93	10.3	29	0
Opponents	13	241	18.5	97t	1

PUNTING	NO	YDS	AVG	NET	TB	IN	LG	B
Maynard, Brad	81	3,282	40.5	36.7	1	32	63	0
McGee, Richmond	8	288	36.0	31.6	1	0	48	0
Browns	89	3,570	40.1	36.3	2	32	63	0
Opponents	76	3,505	46.1	37.9	10	19	67	0

PUNT RETURNS	NO	FC	YDS	AVG	LG	TD
Cribbs, Joshua	34	8	388	11.4	84t	1
Norwood, Jordan	4	1	35	8.8	14	0
Browns	38	9	423	11.1	84t	1
Opponents	26	28	303	11.7	68t	1

KICKOFF RETURNS	NO	YDS	AVG	LG	TD
Cribbs, Joshua	39	974	25.0	63	0
Mareic, Owen	4	46	11.5	13	0
Skrine, Buster	3	72	24.0	32	0
Adams, Mike	2	42	21.0	30	0
Browns	48	1,134	23.6	63	0
Opponents	46	1,055	22.9	101t	1

FIELD GOALS	1-19	20-29	30-39	40-49	50+	TOT
Dawson, Phil	0/0	7/9	3/4	7/8	7/8	24/29
Browns	0/0	7/9	3/4	7/8	7/8	24/29
Opponents	1/1	14/14	6/7	7/9	2/3	30/34

PASSING	ATT	CMP	YDS	PCT	AV/AT	TD	TD%	INT	INT%	LG	TKLD	RATNG
McCoy, Colt	463	265	2,733	57.2	5.9	14	3.0	11	2.4	56	32/173	74.6
Wallace, Seneca	107	55	567	51.4	5.3	2	1.9	2	1.9	76t	6/30	65.5
Cribbs, Joshua	0	0	0	0.0	0.0	0	0.0	0	0.0	0	1/7	0.0
Browns	570	320	3,300	56.1	5.8	16	2.8	13	2.3	76t	39/210	72.8
Opponents	469	265	3,158	56.5	6.7	16	3.4	9	1.9	80t	32/199	80.6

2012 (5-11)

COACH: Pat Shurmur
DIVISION FINISH: 4th AFC North
2012 USUAL STARTING LINEUPS

OFFENSE		DEFENSE	
WR 15	Greg Little	LE 97	Jabaal Sheard
LT 73	Joe Thomas	DT 98	Phil Taylor
LG 77	John Greco	DT 71	Ahtyba Rubin
C 55	Alex Mack	RE 92	Frostee Rucker
RG 66	Shawn Lauvaio	SLB 50	James-Michael Johnson
RT 72	Mitchell Schwartz	MLB 52	D'Qwell Jackson
TE 82	Benjamin Watson	WLB 56	Kaluka Maiva
WR 13	Josh Gordon	LCB 23	Joe Haden
QB 3	Brandon Weeden	RCB 24	Sheldon Brown
RB 33	Trent Richardson	FS 28	Usama Young
TE 84	Jordan Cameron	SS 43	T.J. Ward

RADIO ANNOUNCERS:
 Jim Donovan, Doug Dieken (WMMS 100.7 FM, WTAM 1100 AM)

DATE	RESULT	OPPONENT	ATT
9/9	L, 16-17	Philadelphia Eagles	68,693
9/16	L, 27-34	at Cincinnati Bengals	63,036
9/23	L, 14-24	Buffalo Bills	69,353
9/27	L, 16-23	at Baltimore Ravens	70,944
10/7	L, 27-41	at New York Giants	79,911
10/14	W, 34-24	Cincinnati Bengals	67,060
10/21	L, 13-17	at Indianapolis Colts	64,560
10/28	W, 7-6	San Diego Chargers	65,337
11/4	L, 15-25	Baltimore Ravens	65,449
11/18	L, 20-23 (OT)	at Dallas Cowboys	81,936
11/25	W, 20-14	Pittsburgh Steelers	69,661
12/2	W, 20-17	at Oakland Raiders	43,641
12/9	W, 30-7	Kansas City Chiefs	62,422
12/16	L, 21-38	Washington Redskins	65,083
12/23	L, 12-34	at Denver Broncos	76,351
12/30	L, 10-24	at Pittsburgh Steelers	51,831

TEAM STATISTICS	BROWNS	OPPONENT
Total First Downs	279	345
Rushing	71	104
Passing	185	203
Penalty	23	38
3rd Down: Made/Att	67/218	85/223
3rd Down Pct.	30.7	38.1
4th Down: Made/Att	7/16	7/11
4th Down Pct.	43.8	63.6
Possession Avg.	27:59	32:01
Total Net Yards	5,028	5,821
Avg. Per Game	314.3	363.8
Total Plays	998	1,095
Avg. Per Play	5.0	5.3
Net Yards Rushing	1,593	1,898
Avg. Per Game	99.6	118.6
Total Rushes	396	457
Net Yards Passing	3,435	3,923
Avg. Per Game	214.7	245.2
Sacked/Yards Lost	36/233	38/233
Gross Yards	3,668	4,156
Att./Completions	566/328	600/378
Completion Pct.	58.0	63.0
Had Interced	18	17
Punts/Average	90/41.8	88/46.0
Net Punting Avg.	90/37.1	88/37.0
Penalties/Yards	113/1,005	120/1008
Fumbles/Ball Lost	22/8	25/12
Touchdowns	31	44
Rushing	12	14
Passing	16	27
Returns	3	3

SCORE BY PERIODS	1ST	2ND	3RD	4TH	OT	TOT
Browns	50	89	69	94	0	302
Opponents	84	96	75	110	3	368

SCORING	TD	RU	PA	RT	PAT	FG	2PT	PTS
Dawson, Phil	0	0	0	0	29/29	29/31	0	116
Richardson, Trent	12	11	1	0	0/0	0/0	0	72
Gordon, Josh	5	0	5	0	0/0	0/0	0	30
Little, Greg	4	0	4	0	0/0	0/0	0	24
Benjamin, Travis	3	0	2	1	0/0	0/0	0	18

Watson, Benjamin	3	0	3	0	0/0	0/0	0	18
Brown, Sheldon	1	0	0	1	0/0	0/0	0	6
Cameron, Jordan	1	0	1	0	0/0	0/0	0	6
Hardesty, Montario	1	1	0	0	0/0	0/0	0	6
Jackson, D'Qwell	1	0	0	1	0/0	0/0	0	6
Browns	31	12	16	3	29/29	29/31	0	302
Opponents	44	14	27	3	42/42	20/24	0	368

SACKS: J. Sheard 7, J. Parker 6, F. Rucker 4, D. Jackson 3.5, J. Hughes 3.0, K. Maiva 2.0, A. Rubin 2.0, U. Young 1.5, S. Brown 1.0, L.J. Fort 1.0, S. Fujita 1.0, C. Robertson 1.0, E. Stephens 1.0, P. Taylor 1.0, T.J. Ward 1.0, B. Winn 1.0, Team 1
Browns: 38.0, Opponents: 36.0

RUSHING	NO	YDS	AVG	LG	TD
Richardson, Trent	267	950	3.6	32t	11
Hardesty, Montario	65	271	4.2	25	1
Weeden, Brandon	27	111	4.1	25	0
Benjamin, Travis	6	66	11.0	35	0
Jackson, Brandon	8	54	6.8	25	0
Cribbs, Josh	6	42	7.0	16	0
Ventrono, Ray	1	35	35.0	35	0
Ogbonnaya, Chris	8	30	3.8	9	0
Little, Greg	2	15	7.5	17	0
McCoy, Colt	4	15	3.8	15	0
Lewis, Thaddeus	1	3	3.0	3	0
Norwood, Jordan	1	1	1.0	1	0
Browns	396	1,593	4.0	35	12
Opponents	457	1,898	4.2	80t	14

RECEIVING	NO	YDS	AVG	LG	TD
Little, Greg	53	647	12.2	43	4
Richardson, Trent	51	367	7.2	27	1
Gordon, Josh	50	805	16.1	71t	5
Watson, Benjamin	49	501	10.2	27	3
Ogbonnaya, Chris	24	187	7.8	38	0
Cameron, Jordan	20	226	11.3	28	1
Benjamin, Travis	18	296	16.6	69t	2
Massaquoi, Mohamed	17	254	14.9	54	0
Norwood, Jordan	13	137	10.5	27	0
Smith, Alex	13	47	3.6	17	0
Cooper, Josh	8	106	13.3	28	0
Cribbs, Josh	7	63	9.0	24	0
Jackson, Brandon	2	20	10.0	14	0
Hardesty, Montario	2	16	8.0	9	0
Smelley, Brad	1	3	3.0	3	0
Weeden, Brandon	0	-9	-9.0	-9	0
Browns	328	3,668	11.2	71t	16
Opponents	378	4,156	11.0	64t	27

INTERCEPTIONS	NO	YDS	AVG	LG	TD
Haden, Joe	3	64	21.3	50	0
Young, Usama	3	44	14.7	44	0
Brown, Sheldon	3	20	6.7	19t	1
Jackson, D'Qwell	2	31	15.5	27t	1
Robertson, Craig	2	1	0.5	1	0
Ward, T.J.	1	37	37.0	37	0
Gipson, Tashawn	1	23	23.0	23	0
Fort, L.J.	1	10	10.0	10	0
Winn, Billy	1	0	0.0	0	0
Browns	17	230	13.5	50	2
Opponents	18	296	16.4	63t	2

PUNTING	NO	YDS	AVG	NET	TB	IN	LG	B
Hodges, Reggie	90	3,766	41.8	37.1	4	29	58	0
Browns	90	3,766	41.8	37.1	4	29	58	0
Opponents	88	4,044	46.0	37.0	9	27	66	0

PUNT RETURNS	NO	FC	YDS	AVG	LG	TD
Cribbs, Joshua	38	8	457	12.0	60	0
Benjamin, Travis	3	1	149	49.7	93t	1
Browns	41	9	606	14.8	93t	1
Opponents	34	26	343	10.1	81t	1

KICKOFF RETURNS	NO	YDS	AVG	LG	TD
Cribbs, Joshua	43	1,178	27.4	74	0
Benjamin, Travis	3	76	25.3	29	0
Hagg, Eric	2	8	4.0	5	0
Johnson, James-Michael	1	0	0.0	0	0
Stephens, Emmanuel	1	7	7.0	7	0
Browns	50	1,269	25.4	74	0
Opponents	43	853	19.8	34	0

FIELD GOALS	1-19	20-29	30-39	40-49	50+	TOT
Dawson, Phil	0/0	8/9	8/9	6/6	7/7	29/31
Browns	0/0	8/9	8/9	6/6	7/7	29/31
Opponents	0/0	2/3	7/7	10/12	1/2	20/24

PASSING	ATT	CMP	YDS	PCT	AV/AT	TD	TD%	INT	INT%	LG	TKLD	RATNG
Weeden, Brandon	517	297	3,385	57.4	6.55	14	2.7	17	3.3	71t	28/186	72.6
Lewis, Thaddeus	32	22	204	68.8	6.38	1	3.1	1	3.1	23	3/14	83.3
McCoy, Colt	17	9	79	52.9	4.65	1	5.9	0	0.0	21	4/25	85.2
Browns	566	328	3,668	58.0	6.48	16	2.8	18	3.2	71t	36/233	73.5
Opponents	600	378	4,156	63.0	6.93	27	4.5	17	2.8	64t	38/233	86.6

START
PLAYERS
2021 SEASON
HISTORY
RECORDS
GAME DAY

2013 (4-12)

COACH: Rob Chudzinski
DIVISION FINISH: 4th AFC North
2013 USUAL STARTING LINEUPS

OFFENSE		DEFENSE	
WR 12 Josh Gordon	RE 92 Desmond Bryant		
LT 73 Joe Thomas	NT 98 Phil Taylor		
LG 77 John Greco	LE 71 Ahtyba Rubin		
C 55 Alex Mack	OLB 97 Jabaal Sheard		
RG 66 Shawn Lauvaio	ILB 53 Craib Robertson		
RT 72 Mitchell Schwartz	ILB 52 D'Qwell Jackson		
TE 84 Jordan Cameron	OLB 99 Paul Kruger		
WR 18 Greg Little	LCB 23 Joe Haden		
QB 17 Jason Campbell	RCB 22 Buster Skrine		
RB 26 Willis McGahee	FS 39 Tashaun Gipson		
FB 25 Chris Ogbonnaya	SS 43 T.J. Ward		
TE 82 Gary Barnidge			

RADIO ANNOUNCERS:
 Jim Donovan, Doug Dieken (92.3 The Fan WKRK-FM, ESPN 850 WKRN, WNCX 98.5 FM)

DATE	RESULT	OPPONENT	ATT
9/8	L, 10-23	Miami Dolphins	71,513
9/15	L, 6-14	at Baltimore Ravens	71,098
9/22	W, 31-27	at Minnesota Vikings	63,672
9/29	W, 17-6	Cincinnati Bengals	71,481
10/3	W, 37-24	Buffalo Bills	71,239
10/13	L, 17-31	Detroit Lions	71,513
10/20	L, 13-31	at Green Bay Packers	77,804
10/27	L, 17-23	at Kansas City Chiefs	74,307
11/3	W, 24-18	Baltimore Ravens	71,513
11/17	L, 20-41	at Cincinnati Bengals	63,866
11/24	L, 11-27	Pittsburgh Steelers	71,513
12/1	L, 28-32	Jacksonville Jaguars	69,854
12/8	L, 26-27	at New England Patriots	68,756
12/15	L, 31-38	Chicago Bears	71,513
12/22	L, 13-24	at New York Jets	76,957
12/29	L, 7-20	at Pittsburgh Steelers	56,361

TEAM STATISTICS	BROWNS	OPPONENT
Total First Downs	301	328
Rushing	77	103
Passing	200	197
Penalty	24	28
3rd Down: Made/Att	83/237	109/244
3rd Down Pct.	35.0	44.7
4th Down: Made/Att	14/31	4/9
4th Down Pct.	45.2	44.4
Possession Avg.	28.41	31.19
Total Net Yards	5,423	5,319
Avg. Per Game	338.9	332.4
Total Plays	1,078	1,107
Avg. Per Play	5.0	4.8
Net Yards Rushing	1,383	1,781
Avg. Per Game	86.4	111.3
Total Rushes	348	462
Net Yards Passing	4,040	3,538
Avg. Per Game	252.5	221.1
Sacked/Yards Lost	49/332	40/185
Gross Yards	4,372	3,723
Att./Completions	681/379	605/363
Completion Pct.	55.7	60.0
Had Intercepted	20	14
Punts/Average	86/43.2	88/43.7
Net Punting Avg.	86/37.6	88/37.6
Penalties/Yards	104/920	95/745
Fumbles/Ball Lost	17/9	13/7
Touchdowns	35	46
Rushing	4	13
Passing	26	29
Returns	5	4

SCORE BY PERIODS	1ST	2ND	3RD	4TH	OT	TOT
Browns	56	105	71	76	0	308
Opponents	67	121	73	145	0	406

SCORING	TD	RU	PA	RT	PAT	FG	2PT	PTS
Cundiff, Billy	0	0	0	0	32/32	21/26	0	95
Gordon, Josh	9	0	9	0	0/0	0/0	0	54
Cameron, Jordan	7	0	7	0	0/0	0/0	0	42
Bess, Davone	2	0	2	0	0/0	0/0	0	14
Baker, Edwin	2	2	0	0	0/0	0/0	0	12
Barnidge, Gary	2	0	2	0	0/0	0/0	0	12
Little, Greg	2	0	2	0	0/0	0/0	0	12
McGahee, Willis	2	2	0	0	0/0	0/0	0	12

PASSING	ATT	CMP	YDS	PCT	AVIAT	TD	3D	INT	INT%	LG	TKLD	RATING
Campbell, Jason	317	180	2,015	56.8	6.36	11	3.5	8	2.5	80t	16/104	76.9
Weeden, Brandon	267	141	1,731	52.8	6.48	9	3.4	9	3.4	95t	27/180	70.3
Hoyer, Brian	96	57	615	59.4	6.41	5	5.2	3	3.1	47t	6/48	82.6
Lanning, Spencer	1	1	11	100.0	11.00	1	100.0	0	0.0	11	0/0	152.1
Browns	681	379	4,372	55.7	6.42	26	3.8	20	2.9	95t	49/332	75.7
Opponents	605	363	3,723	60.0	6.15	29	4.8	14	2.3	50	40/185	84.1

Ogbonnaya, Chris	2	0	2	0	0/0	0/0	0	12
Ward, T.J.	2	0	0	2	0/0	0/0	0	12
Whittaker, Fozzy	2	0	2	0	0/0	0/0	0	12
Benjamin, Travis	1	0	0	1	0/0	0/0	0	6
Gipson, Tashaun	1	0	0	1	0/0	0/0	0	6
Haden, Joe	1	0	0	1	0/0	0/0	0	6
Lanning, Spencer	0	0	0	0	1/1	0/0	0	1
Browns	35	4	26	5	33/33	21/26	0	308
Opponents	46	13	29	4	43/43	27/32	1	406

SACKS: J. Sheard 5.5, B. Mingo 5, P. Kruger 4.5, D. Bryant 3.5, C. Robertson 3.0, C. Owens 2.5, A. Bryant 2.0, Q. Groves 2.0, A. Rubin 2.0, P. Taylor 2.0, B. Winn 2.0, D. Jackson 1.5, T. Ward 1.5, J. Hughes 1.0, J. Posey 1.0, B. Skrine 1.0, Browns: **40.0**, Opponents: **49.0**

RUSHING	NO	YDS	AVG	LG	TD
McGahee, Willis	138	377	2.7	16	2
Ogbonnaya, Chris	49	240	4.9	43	0
Baker, Edwin	43	171	4.0	20	2
Campbell, Jason	14	107	7.6	21	0
Richardson, Trent	31	105	3.4	10	0
Gordon, Josh	5	88	17.6	34	0
Whittaker, Fozzy	28	79	2.8	11	0
Benjamin, Travis	1	45	45.0	45	0
Weeden, Brandon	12	44	3.7	11	0
Gray, MarQueis	6	43	7.2	18	0
Aubrey, Josh	1	34	34.0	34	0
Rainey, Bobby	13	34	2.6	7	0
Hoyer, Brian	6	16	2.7	11	0
Edwards, Armani	1	0	0.0	0	0
Browns	348	1,383	4.0	45	4
Opponents	462	1,781	3.9	54t	13

RECEIVING	NO	YDS	AVG	LG	TD
Gordon, Josh	87	1,646*	18.9	95t	9
Cameron, Jordan	80	917	11.5	53	7
Ogbonnaya, Chris	48	343	7.1	17	2
Bess, Davone	42	362	8.6	20t	2
Little, Greg	41	465	11.3	47	2
Whittaker, Fozzy	21	155	7.4	35t	2
Barnidge, Gary	13	127	9.8	40t	2
Cooper, Josh	9	60	6.7	16	0
Baker, Edwin	8	57	7.1	16	0
McGahee, Willis	8	20	2.5	9	0
Richardson, Trent	7	51	7.3	18	0
Benjamin, Travis	5	105	21.0	39	0
Rainey, Bobby	4	19	4.8	15	0
Tyms, Brandon	2	12	6.0	6	0
Gray, MarQueis	2	8	4.0	5	0
Gurley, Tori	1	15	15.0	15	0
Edwards, Armani	1	10	10.0	10	0
Browns	379	4,372	11.5	95t	26
Opponents	363	3,723	10.3	50	29

INTERCEPTIONS	NO	YDS	AVG	LG	TD
Gipson, Tashaun	5	143	28.6	44t	1
Haden, Joe	4	57	14.3	29t	1
Ward, T.J.	2	57	28.5	44t	1
Robertson, Craig	1	12	12.0	12	0
Skrine, Buster	1	5	5.0	5	0
Jackson, D'Qwell	1	0	0.0	0	0
Browns	14	274	19.6	44t	3
Opponents	20	206	10.3	43t	2

PUNTING	NO	YDS	AVG	NET	TB	IN	LG	B
Lanning, Spencer	84	3,679	43.8	37.9	5	28	59	1
Cundiff, Billy	1	34	34.0	14.0	1	0	34	0
Browns	86	3,713	43.2	37.6	6	28	59	1
Opponents	88	4,044	43.7	37.6	6	32	66	0

PUNT RETURNS	NO	FC	YDS	AVG	LG	TD
Benjamin, Travis	22	7	257	11.7	79t	1
Poyer, Jordan	8	7	114	14.3	38	0
Bess, Davone	4	14	19	4.8	11	0
Edwards, Armani	4	0	28	7.0	12	0
Browns	38	28	418	11.0	79t	1
Opponents	38	25	357	9.4	36	0

KICKOFF RETURNS	NO	YDS	AVG	LG	TD
Whittaker, Fozzy	23	482	21.0	56	0
Little, Greg	7	151	21.6	30	0
Rainey, Bobby	6	147	24.5	33	0
Benjamin, Travis	3	146	48.7	86	0
McFadden, Leon	1	5	5.0	5	0
Browns	40	931	23.3	86	0
Opponents	27	612	22.7	40	0

FIELD GOALS	1-19	20-29	30-39	40-49	50+	TOT
Cundiff, Billy	0/0	7/7	5/6	7/9	2/4	21/26
Browns	0/0	7/7	5/6	7/9	2/4	21/26
Opponents	0/0	5/5	9/9	9/11	4/7	27/32

* Led NFL

2014 (7-9)

COACH: Mike Pettine
DIVISION FINISH: 4th AFC North
2014 USUAL STARTING LINEUPS

OFFENSE		DEFENSE	
WR 16	Andrew Hawkins	RE 92	Desmond Bryant
LT 73	Joe Thomas	NT 71	Ahtyba Rubin
LG 75	Joel Bitonio	LE 98	Phil Taylor
C 55	Alex Mack	90	Billy Winn
68	Nick McDonald	OLB 99	Paul Kruger
RG 77	John Greco	ILB 56	Karlos Dansby
RT 72	Mitchell Schwartz	ILB 53	Craig Robertson
TE 84	Jordan Cameron	58	Chris Kirksey
81	Jim Dray	OLB 51	Barkevicious Mingo
WR 19	Miles Austin	LCB 23	Joe Haden
QB 6	Brian Hoyer	RCB 22	Buster Skrine
RB 44	Ben Tate	FS 39	Tashaun Gipson
28	Terrance West	SS 31	Donte Whitner
FB 48	Ray Agnew		

RADIO ANNOUNCERS:
 Jim Donovan, Doug Dieken (92.3 The Fan WKRM-FM, ESPN 850 WKRN, WNCX 98.5 FM)

DATE	RESULT	OPPONENT	ATT
9/7	L, 27-30	at Pittsburgh Steelers	64,598
9/14	W, 26-24	New Orleans Saints	67,407
9/21	L, 21-23	Baltimore Ravens	67,407
10/5	W, 29-28	at Tennessee Titans	69,143
10/12	W, 31-10	Pittsburgh Steelers	67,431
10/19	L, 6-24	at Jacksonville Jaguars	61,341
10/26	W, 23-13	Oakland Raiders	67,431
11/2	W, 22-17	Tampa Bay Buccaneers	67,431
11/6	W, 24-3	at Cincinnati Bengals	65,871
11/16	L, 7-23	Houston Texans	67,431
11/23	W, 26-24	at Atlanta Falcons	70,046
11/30	L, 10-26	at Buffalo Bills	68,576
12/7	L, 24-25	Indianapolis Colts	67,431
12/14	L, 0-30	Cincinnati Bengals	67,431
12/21	L, 13-17	at Carolina Panthers	73,810
12/28	L, 10-20	at Baltimore Ravens	71,070

TEAM STATISTICS	BROWNS	OPPONENT
Total First Downs	294	348
Rushing	88	126
Passing	179	164
Penalty	27	38
3rd Down: Made/Att	61/207	90/239
3rd Down Pct.	29.5	37.7
4th Down: Made/Att	5/14	11/18
4th Down Pct.	35.7	61.1
Possession Avg.	28:13	31:47
Total Net Yards	5193	5857
Avg. Per Game	324.6	366.1
Total Plays	1010	1118
Avg. Per Play	5.1	5.2
Net Yards Rushing	1728	2265
Avg. Per Game	108.0	141.6
Total Rushes	477	500
Net Yards Passing	3465	3592
Avg. Per Game	216.6	224.5
Sacked/Yards Lost	31/213	31/191
Gross Yards	3678	3783
Att./Completions	502/274	587/335
Completion Pct.	54.6	57.1
Had Intercepted	16	21
Punts/Average	93/44.3	86/44.1
Net Punting Avg.	93/39.2	86/40.1
Penalties/Yards	116/932	98/769
Fumbles/Ball Lost	16/7	22/8
Touchdowns	32	36
Rushing	17	13
Passing	12	22
Returns	3	1

SCORE BY PERIODS	1ST	2ND	3RD	4TH	OT	TOT
Team	56	85	82	76	—	299
Opponents	53	119	53	112	—	337

SCORING	TD	RU	PA	RT	PAT	FG	2PT	PTS
Cundiff, Billy	0	0	0	0	28/28	22/29	0	94
Crowell, Isaiah	8	8	0	0	0/0	0/0	0	48
West, Terrance	5	4	1	0	0/0	0/0	0	30
Tate, Ben	4	4	0	0	0/0	0/0	0	24
Benjamin, Travis	3	0	3	0	0/0	0/0	0	18
Austin, Miles	2	0	2	0	0/0	0/0	0	12

PASSING	ATT	CMP	YDS	PCT	AVIAT	TD	TD%	INT	INT%	LG	TKLD	RATING
Hoyer, Brian	438	242	3,326	55.3	7.59	12	2.7	13	3.0	81t	24/160	76.5
Manziel, Johnny	35	18	175	51.4	5.00	0	0.0	2	5.7	32	3/26	42.0
Shaw, Connor	28	14	177	50.0	6.32	0	0.0	1	3.6	49	4/27	55.2
Gordon, Josh	1	0	0	0.0	0.0	0	0.0	0	0.0	—	0/0	39.6
Team	502	274	3,678	54.6	7.33	12	2.4	16	3.2	81t	31/213	72.8
Opponents	587	335	3,783	57.1	6.44	22	3.7	21	3.6	75t	31/191	74.1

Cameron, Jordan	2	0	2	0	0/0	0/0	0	12
Hawkins, Andrew	2	0	2	0	0/0	0/0	0	12
Hartley, Garrett	0	0	0	0	2/2	3/3	0	11
Dray, Jim	1	0	1	0	0/0	0/0	0	6
Gabriel, Taylor	1	0	1	0	0/0	0/0	0	6
Gilbert, Justin	1	0	0	1	0/0	0/0	0	6
Gipson, Tashaun	1	0	0	1	0/0	0/0	0	6
Manziel, Johnny	1	1	0	0	0/0	0/0	0	6
Robertson, Craig	1	0	0	1	0/0	0/0	0	6
Carter, Tank	0	0	0	0	0/0	0/0	1	2
Team	32	17	12	3	30/30	25/32	1	299
Opponents	36	13	22	1	34/34	29/34	0	337

SACKS: P. Kruger 11.0, D. Bryant 5.0, K. Dansby 3.0, C. Kirksey 2.0, B. Mingo 2.0, B. Sheard 2.0, S. Solomon 1.0, A. Bryant 1.0, J. Leonhard 1.0, A. Rubin 1.0, K. Williams 1.0, (group) 1, **Browns 31, Opponents 31**

RUSHING	NO	YDS	AVG	LG	TD
West, Terrance	171	673	3.9	36	4
Crowell, Isaiah	148	607	4.1	35	8
Tate, Ben	106	333	3.1	25	4
Hoyer, Brian	24	39	1.6	11	0
Manziel, Johnny	9	29	3.2	10t	1
Draughn, Shaun	10	19	1.9	6	0
Hawkins, Andrew	3	15	5.0	8	0
Benjamin, Travis	3	11	3.7	10	0
Gabriel, Taylor	4	10	2.5	8	0
Shaw, Connor	7	9	1.3	7	0
Agnew, Ray	2	2	1.0	2	0
Team	477	1,728	3.6	36	17
Opponents	500	2,265	4.5	38t	13

RECEIVING	NO	YDS	AVG	LG	TD
Hawkins, Andrew	63	824	13.1	65	2
Austin, Miles	47	568	12.1	31	2
Gabriel, Taylor	36	621	17.3	70	1
Cameron, Jordan	24	424	17.7	81t	2
Gordon, Josh	24	303	12.6	32	0
Benjamin, Travis	18	314	17.4	43	3
Dray, Jim	17	242	14.2	31	1
Barnidge, Gary	13	156	12.0	28	0
West, Terrance	11	64	5.8	11	1
Crowell, Isaiah	9	87	9.7	19	0
Tate, Ben	9	60	6.7	23	0
Agnew, Ray	3	15	5.0	12	0
Team	274	3,678	13.4	81t	12
Opponents	335	3,783	11.3	75t	22

INTERCEPTIONS	NO	YDS	AVG	LG	TD
Gipson, Tashaun	6	158	26.3	62t	1
Skrine, Buster	4	34	8.5	30	0
Haden, Joe	3	0	0.0	0	0
Leonhard, Jim	2	34	17.0	34	0
Robertson, Craig	2	30	15.0	15	0
Whitner, Donte	1	54	54.0	54	0
Gilbert, Justin	1	23	23.0	23t	1
Dansby, Karlos	1	0	0.0	0	0
Winn, Billy	1	0	0.0	0	0
Team	21	333	15.9	62t	2
Opponents	16	118	7.4	33	0

PUNTING	NO	YDS	AVG	NET	TB	IN	LG	B
Lanning, Spencer	93	4,119	44.3	39.2	9	25	59	0
Team	93	4,119	44.3	39.2	9	25	59	0
Opponents	86	3,790	44.1	40.1	8	27	70	1

PUNT RETURNS	NO	FC	YDS	AVG	LG	TD
Benjamin, Travis	15	8	127	8.5	37	0
Poyer, Jordan	7	2	28	4.0	8	0
Leonhard, Brian	4	15	26	6.5	12	0
Williams, K'Wan	1	0	0	0.0	0	0
Team	27	25	181	6.7	37	0
Opponents	42	26	295	7.0	36	0

KICKOFF RETURNS	NO	YDS	AVG	LG	TD
Moore, Marlon	13	322	24.8	32	0
Benjamin, Travis	12	246	20.5	28	0
Draughn, Shaun LG	8	173	21.6	39	0
Draughn, Shaun TM	5	115	23.0	39	0
Gabriel, Taylor	4	96	24.0	30	0
Leonhard, Jim	1	5	5.0	5	0
Poyer, Jordan	1	14	14.0	14	0
Robertson, Craig	1	3	3.0	3	0
Team	37	801	21.6	39	0
Opponents	31	695	22.4	41	0

FIELD GOALS	1-19	20-29	30-39	40-49	50+	TOT
Cundiff, Billy	0/0	6/6	10/13	5/7	1/3	22/29
Hartley, Garrett	0/0	0/0	2/2	1/1	0/0	3/3
Team	0/0	6/6	12/15	6/8	1/3	25/32
Opponents	0/0	6/6	12/13	8/9	3/6	29/34

STAFF
PLAYERS
2021 SEASON
HISTORY
RECORDS
GAME DAY

2015 (3-13)

STAFF

COACH: Mike Pettine
DIVISION FINISH: 4th AFC North
2015 USUAL STARTING LINEUPS

OFFENSE		DEFENSE	
WR 11	Travis Benjamin	RE 94	Randy Starks
LT 73	Joe Thomas	NT 71	Danny Shelton
LG 75	Joel Bitonio	LE 98	Desmond Bryant
C 55	Alex Mack	OLB 99	Paul Kruger
RG 77	John Greco	MIKE 56	Karlos Dansby
RT 72	Mitchell Schwartz	WLT 53	Craig Robertson
TE 82	Gary Barnidge	58	Christian Kirksey
WR 16	Andrew Hawkins	OLB 44	Nate Orchard
QB 13	Josh McCown	LCB 23	Joe Haden
2	Johnny Manziel	26	Pierre Desir
RB 34	Isaiah Crowell	43	Charles Gaines
28	Duke Johnson Jr.	RCB 22	Tramon Williams
TE 81	Jim Dray	FS 39	Tashaun Gipson
		SS 31	Donte Whitner

RADIO ANNOUNCERS:
 Jim Donovan, Doug Dieken (92.3 The Fan WKRR-FM, ESPN 850 WKNR, WNCX 98.5 FM)

PLAYERS

2021 SEASON

HISTORY

RECORDS

GAME DAY

DATE	RESULT	OPPONENT	ATT
9/13	L, 10-31	at New York Jets	78,160
9/20	W, 28-14	Tennessee Titans	67,431
9/27	L, 20-27	Oakland Raiders	67,431
10/4	L, 27-30	at San Diego Chargers	63,710
10/11	W, 33-30 (OT)	at Baltimore Ravens	71,046
10/18	L, 23-26 (OT)	Denver Broncos	67,431
10/25	L, 6-24	at St. Louis Rams	51,523
11/1	L, 20-34	Arizona Cardinals	67,431
11/5	L, 10-31	at Cincinnati Bengals	65,816
11/15	L, 9-30	at Pittsburgh Steelers	64,402
11/30	L, 27-33	Baltimore Ravens	64,380
12/6	L, 3-37	Cincinnati Bengals	64,775
12/13	W, 24-10	San Francisco 49ers	63,916
12/20	L, 13-30	at Seattle Seahawks	69,002
12/27	L, 13-17	at Kansas City Chiefs	69,115
1/3	L, 12-28	Pittsburgh Steelers	66,693

TEAM STATISTICS	BROWNS	OPPONENT
Total First Downs	307	321
Rushing	81	104
Passing	192	186
Penalty	34	31
3rd Down: Made/Att	95/227	81/203
3rd Down Pct.	41.9	39.9
4th Down: Made/Att	10/24	10/15
4th Down Pct.	41.7	66.7
Possession Avg.	30:26	29:34
Total Net Yards	5311	6067
Avg. Per Game	331.9	379.2
Total Plays	1042	998
Avg. Per Play	5.1	6.1
Net Yards Rushing	1529	2055
Avg. Per Game	95.6	128.4
Total Rushes	380	458
Net Yards Passing	3782	4012
Avg. Per Game	236.4	250.8
Sacked/Yards Lost	53/374	29/157
Gross Yards	4156	4169
Att./Completions	609/371	511/322
Completion Pct.	60.9	63.0
Had Intercepted	12	11
Punts/Average	70/46.7	63/43.5
Net Punting Avg.	40.1	36.4
Penalties/Yards	120/1083	108/833
Fumbles/Ball Lost	28/18	18/10
Touchdowns	28	49
Rushing	5	11
Passing	20	34
Returns	3	4

SCORE BY PERIODS	1ST	2ND	3RD	4TH	OT	TOT
Team	50	90	48	87	3	278
Opponents	98	116	88	127	3	432

SCORING	TD	RU	PA	RT	PAT	FG	2PT	PTS
Coons, Travis	0	0	0	0	22/24	28/32	0	106
Barnidge, Gary	9	0	9	0	0/0	0/0	0	54
Benjamin, Travis	6	0	5	1	0/0	0/0	0	36
Crowell, Isaiah	5	4	1	0	0/0	0/0	0	30

Dansby, Karlos	2	0	0	2	0/0	0/0	0	12
Hartline, Brian	2	0	2	0	0/0	0/0	0	12
Johnson Jr., Duke	2	0	2	0	0/0	0/0	0	12
McCown, Josh	1	1	0	0	0/0	0/0	0	6
Moore, Marlon	1	0	1	0	0/0	0/0	0	6
Gabriel, Taylor	0	0	0	0	0/0	0/0	1	2
Hawkins, Andrew	0	0	0	0	0/0	0/0	1	2
Team	28	5	20	3	22/24	28/32	2	278
Opponents	49	11	34	4	44/45	30/35	2	432

SACKS: D. Bryant 6.0, A. Bryant 5.5, C. Kirksey 3.5, N. Orchard 3.0, P. Kruger 2.5, X. Cooper 1.5, J. Hughes 1.5, D. Whitner 1.5, J. Meder 1.0, J. Poyer 1.0, R. Starks 1.0, K. Williams 1.0

Browns 29, Opponents 52

RUSHING	NO	YDS	AVG	LG	TD
Crowell, Isaiah	185	706	3.8	54	4
Johnson Jr., Duke	104	379	3.6	39	0
Manziel, Johnny	37	230	6.2	34	0
McCown, Josh	20	98	4.9	13	1
Turbin, Robert	18	60	3.3	22	0
Davis, Austin	7	33	4.7	17	0
Benjamin, Travis	4	12	3.0	10	0
Draughn, Shaun	2	10	5.0	6	0
Poyer, Jordan	1	10	10.0	10	0
Pryor, Terrelle	1	-1	-1.0	-1	0
Winston, Glenn	1	-8	-8.0	-8	0
Team	380	1,529	4.0	54	5
Opponents	458	2,055	4.5	54	11

RECEIVING	NO	YDS	AVG	LG	TD
Barnidge, Gary	79	1,043	13.2	40	9
Benjamin, Travis	68	966	14.2	61	5
Johnson Jr., Duke	61	534	8.8	52	2
Hartline, Brian	46	523	11.4	41	2
Gabriel, Taylor	28	241	8.6	56	0
Hawkins, Andrew	27	276	10.2	25	0
Crowell, Isaiah	19	182	9.6	33	1
Jennings, Darius	14	117	8.4	16	0
Moore, Marlon	7	81	11.6	20	1
Dray, Jim	6	61	10.2	18	0
Bowe, Dwayne	5	53	10.6	16	0
Johnson, Malcolm	4	15	3.8	8	0
Turbin, Robert	2	8	4.0	7	0
Draughn, Shaun	2	1	0.5	2	0
Pryor, Terrelle	1	42	42.0	42	0
Bibbs, E.J.	1	7	7.0	7	0
Houser, Rob	1	6	6.0	6	0
Team	371	4,156	11.2	61	20
Opponents	322	4,169	12.9	75t	34

INTERCEPTIONS	NO	YDS	AVG	LG	TD
Dansby, Karlos	3	93	31.0	52t	2
Poyer, Jordan	2	24	12.0	12	0
Gipson, Tashaun	2	0	0.0	0	0
Orchard, Nate	1	46	46.0	46	0
Robertson, Craig	1	38	38.0	38	0
Mingo, Barkevious	1	7	7.0	7	0
Williams, Tramon	1	2	2.0	2	0
Team	11	210	19.1	52t	2
Opponents	12	204	17.0	63t	1

PUNTING	NO	YDS	AVG	NET	TB	IN	LG	B
Lee, Andy	70	3,270	46.7	40.1	4	25	67	0
Team	70	3,270	46.7	40.1	4	25	67	0
Opponents	63	2,741	43.5	36.4	6	17	64	1

PUNT RETURNS	NO	FC	YDS	AVG	LG	TD
Benjamin, Travis	28	10	324	11.6	78t	1
Williams, Tramon	1	0	1	1.0	1	0
Team	29	10	325	11.2	78t	1
Opponents	37	15	381	10.3	82t	1

KICKOFF RETURNS	NO	YDS	AVG	LG	TD
Gilbert, Justin	12	339	28.3	40	0
Mostert, Raheem	12	309	25.8	53	0
Jennings, Darius	7	158	22.6	28	0
Draughn, Shaun	5	106	21.2	31	0
Moore, Marlon	3	77	25.7	29	0
Johnson Jr., Duke	2	52	26.0	30	0
Team	41	1,041	25.4	53	0
Opponents	42	894	21.3	46	0

FIELD GOALS	1-19	20-29	30-39	40-49	50+	TOT
Coons, Travis	0/0	11/11	10/10	7/9	0/2	28/32
Team	0/0	11/11	10/10	7/9	0/2	28/32
Opponents	0/0	10/10	12/13	8/9	0/3	30/35

PASSING	ATT	CMP	YDS	PCT	AVIAT	TD	TD%	INT	INT%	LG	TKLD	RATING
McCown, Josh	292	186	2,109	63.7	7.22	12	4.1	4	1.4	56	23/137	93.3
Manziel, Johnny	223	129	1,500	57.8	6.73	7	3.1	5	2.2	61	19/141	79.4
Davis, Austin	94	56	547	59.6	5.82	1	1.1	3	3.2	42t	11/96	66.2
Team	609	371	4,156	60.9	6.82	20	3.3	12	2.0	61	53/374	84.0
Opponents	511	322	4,169	63.0	8.16	34	6.7	11	2.2	75t	29/157	101.8

2016 (1-15)

COACH: Hue Jackson

DIVISION FINISH: 4th AFC North

2016 USUAL STARTING LINEUPS

		DEFENSE	
OFFENSE		DE 98	Jamie Meder
WR 19	Corey Coleman	NT 55	Danny Shelton
LT 73	Joe Thomas	DE 90	Emmanuel Ogbah
LG 75	Joel Bitonio	OLB 51	Jamie Collins Sr.
66	Spencer Drango	ILB 56	Demario Davis
C 74	Cameron Erving	ILB 58	Christian Kirksey
RG 77	John Greco	OLB 57	Cam Johnson
RT 67	Austin Pasztor	20	Briean Boddy-Calhoun (DB)
TE 82	Gary Barnidge	LCB 23	Joe Haden
WR 11	Terrelle Pryor Sr.	RCB 21	Jamar Taylor
QB 10	Robert Griffin III	FS 33	Jordan Poyer
6	Cody Kessler	39	Ed Reynolds II
RB 34	Isaiah Crowell	SS 24	Ibraheim Campbell
TE 86	Randall Telfer	30	Derrick Kindred

RADIO ANNOUNCERS:

Jim Donovan, Doug Dieken (92.3 The Fan WKRK-FM, ESPN 850 WKRN, WNCX 98.5 FM)

DATE	RESULT	OPPONENT	ATT
9/11	L, 10-29	at Philadelphia Eagles	69,596
9/18	L, 20-25	Baltimore Ravens	67,431
9/25	L, 24-30 (OT)	at Miami Dolphins	65,176
10/2	L, 20-31	at Washington Redskins	76,249
10/9	L, 13-33	New England Patriots	67,431
10/16	L, 26-28	at Tennessee Titans	80,897
10/23	L, 17-31	at Cincinnati Bengals	65,047
10/30	L, 28-31	New York Jets	67,431
11/6	L, 10-35	Dallas Cowboys	67,431
11/10	L, 7-28	at Baltimore Ravens	70,921
11/20	L, 9-24	Pittsburgh Steelers	67,431
11/27	L, 13-27	New York Giants	60,034
12/11	L, 10-23	Cincinnati Bengals	60,028
12/18	L, 13-33	at Buffalo Bills	65,529
12/24	W, 20-17	San Diego Chargers	57,272
1/1	L, 24-27 (OT)	at Pittsburgh Steelers	55,921

TEAM STATISTICS	BROWNS	OPPONENT
Total First Downs	296	364
Rushing	83	121
Passing	181	220
Penalty	32	23
3rd Down: Made/Att	77/212	93/206
3rd Down Pct.	36.3	45.1
4th Down: Made/Att	13/18	9/12
4th Down Pct.	72.2	75.0
Possession Avg.	27.44	32.16
Total Net Yards	4,976	6,279
Avg. Per Game	311.0	392.4
Total Plays	983	1,067
Avg. Per Play	5.1	5.9
Net Yards Rushing	1,712	2,283
Avg. Per Game	107.0	142.7
Total Rushes	350	498
Net Yards Passing	3264	3996
Avg. Per Game	204.0	249.8
Sacked/Yards Lost	66/429	26/177
Gross Yards	3,693	4,173
Att./Completions	567/338	543/347
Completion Pct.	59.6	63.9
Had Intercepted	14	10
Punts/Average	83/45.3	74/46.9
Net Punting Avg.	40.3	42.1
Penalties/Yards	95/736	104/930
Fumbles/Ball Lost	26/11	12/3
Touchdowns	29	56
Rushing	13	18
Passing	15	36
Returns	1	2

SCORE BY PERIODS	1ST	2ND	3RD	4TH	OT	TOT
Browns	63	101	36	61	3	264
Opponents	103	123	107	107	12	452

SCORING	TD	RU	PA	RT	PAT	FG	2PT	PTS
Parkey, Cody	0	0	0	0	20/21	20/25	0	80
Crowell, Isaiah	7	7	0	0	0/0	0/0	0	42
Pryor Sr., Terrelle	5	1	4	0	0/0	0/0	1	32
Hawkins, Andrew	3	0	3	0	0/0	0/0	0	18

Coleman, Corey	3	0	3	0	0/0	0/0	0	18
Barnidge, Gary	2	0	2	0	0/0	0/0	1	14
Griffin III, Robert	2	2	0	0	0/0	0/0	0	12
DeValve, Seth	2	0	2	0	0/0	0/0	0	12
Murray, Patrick	0	0	0	0	3/4	1/2	0	6
Atkinson III, George	1	1	0	0	0/0	0/0	0	6
Hamlett, Connor	1	0	1	0	0/0	0/0	0	6
Johnson Jr., Duke	1	1	0	0	0/0	0/0	0	6
Boddy-Calhoun, Briean	1	0	0	1	0/0	0/0	0	6
Hogan, Kevin	1	1	0	0	0/0	0/0	0	6
Team	29	13	15	1	23/25	21/27	2	264
Opponents	56	18	36	2	49/52	19/27	2	452

SACKS: E. Ogbah 5.5, C. Johnson 3.0, C. Kirksey 2.5, C. Nassib 2.5, D. Davis 2.0, J. Collins Sr. 2.0, C. Lemonier 2.0, D. Shelton 1.5, E. Reynolds II 1.0, B. Boddy-Calhoun 1.0, J. Meder 1.0, T. Holmes 1.0, J. Schobert 0.5, S. Paea 0.5

Browns 26, Opponents 66

RUSHING	NO	YDS	AVG	LG	TD
Crowell, Isaiah	198	952	4.8	85t	7
Johnson Jr., Duke	73	358	4.9	22	1
Griffin III, Robert	31	190	6.1	20	2
Hogan, Kevin	8	105	13.1	28t	1
Atkinson III, George	7	34	4.9	11	1
Pryor Sr., Terrelle	8	21	2.6	15	1
McCown, Josh	7	21	3.0	7	0
Kessler, Cody	11	18	1.6	8	0
Coleman, Corey	2	10	5.0	9	0
Johnson, Malcolm	1	2	2.0	2	0
Whitehurst, Charlie	2	1	0.5	2	0
Hawkins, Andrew	2	0	0.0	1	0
Team	350	1712	4.9	85t	13
Opponents	498	2283	4.6	74t	18

RECEIVING	NO	YDS	AVG	LG	TD
Pryor Sr., Terrelle	77	1,007	13.1	54	4
Barnidge, Gary	55	612	11.1	43	2
Johnson Jr., Duke	53	514	9.7	32	0
Crowell, Isaiah	40	319	8.0	44	0
Coleman, Corey	33	413	12.5	58	3
Hawkins, Andrew	33	324	9.8	33	3
Louis, Ricardo	18	205	11.4	42	0
DeValve, Seth	10	127	12.7	25t	2
Higgins, Rashard	6	77	12.8	19	0
Johnson, Malcolm	5	44	8.8	21	0
Vitale, Danny	4	27	6.8	17	0
Telfer, Randall	2	4	2.0	7	0
Hamlett, Connor	1	17	17.0	17t	1
Payton, Jordan	1	3	3.0	3	0
Team	338	3693	10.9	58	15
Opponents	347	4173	12.0	63	36

INTERCEPTIONS	NO	YDS	AVG	LG	TD
Boddy-Calhoun, Briean	3	94	31.3	67	1
Taylor, Jamar	3	43	14.3	29	0
Haden, Joe	3	9	3.0	9	0
Williams Sr., Tramon	1	0	0.0	0	0
Team	10	146	14.6	67	1
Opponents	14	76	5.4	25	0

PUNTING	NO	YDS	AVG	NET	TB	IN	LG	B
Colquitt, Britton	83	3761	45.3	40.3	2	22	65	0
Team	83	3761	45.3	40.3	2	22	65	0
Opponents	74	3473	46.9	42.1	8	32	72	0

PUNT RETURNS	NO	FC	YDS	AVG	LG	TD
Johnson Jr., Duke	17	1	112	6.6	18	0
Alford, Mario	8	3	68	8.5	17	0
Haden, Joe	2	2	18	9.0	13	0
Poyer, Jordan	2	3	2	1.0	2	0
Williams Sr., Tramon	1	4	0	0.0	0	0
Team	30	13	200	6.7	18	0
Opponents	45	23	376	8.4	40	0

KICKOFF RETURNS	NO	YDS	AVG	LG	TD
Louis, Ricardo	9	164	18.2	24	0
Alford, Mario	8	190	23.8	36	0
Atkinson III, George	8	137	17.1	21	0
Howard, Tracy	7	111	15.9	21	0
Johnson Jr., Duke	1	19	19.0	19	0
DeValve, Seth	1	13	13.0	13	0
Team	34	634	18.6	36	0
Opponents	24	510	21.3	48	0

FIELD GOALS	1-19	20-29	30-39	40-49	50+	TOT
Parkey, Cody	0/0	6/6	6/6	7/12	1/1	20/25
Murray, Patrick	0/0	0/0	1/1	0/0	0/1	1/2
Team	0/0	6/6	7/7	7/12	1/2	21/27
Opponents	0/0	5/5	7/9	6/10	1/3	19/27

PASSING	ATT	CMP	YDS	PCT	AVIAT	TD	TD%	INT	INT%	LG	TKLD	RATING
Kessler, Cody	195	128	1,380	65.6	7.1	6	3.1	2	1.0	44	21/140	92.3
McCown, Josh	165	90	1,100	54.5	6.7	6	3.6	6	3.6	54	18/126	72.3
Griffin III, Robert	147	87	886	59.2	6.0	2	1.4	3	2.0	58	22/138	72.6
Whitehurst, Charlie	24	14	182	58.3	7.6	1	4.2	1	4.2	31	2/14	78.8
Hogan, Kevin	26	14	104	53.8	4.0	0	0.0	2	7.7	17	2/10	31.6
Pryor, Terrelle	9	5	41	55.6	4.6	0	0.0	0	0.0	26	1/1	67.4
Johnson Jr., Duke	1	0	0	0.0	0.0	0	0.0	0	0.0	0	0/0	39.6
Team	567	338	3,693	59.6	6.5	15	2.6	14	2.5	58	66/429	77.4
Opponents	543	347	4,173	63.9	7.7	36	6.6	10	1.8	63	26/177	101.8

2017 (0-16)

STAFF
PLAYERS
2021 SEASON
HISTORY
RECORDS
GAME DAY

COACH: Hue Jackson
DIVISION FINISH: 4th AFC North
2017 USUAL STARTING LINEUPS

OFFENSE		DEFENSE	
WR 12	Josh Gordon	DE 95	Myles Garrett
LT 73	Joe Thomas	DT 55	Danny Shelton
66	Spencer Drango	DT 93	Trevon Coley
LG 75	Joel Bitonio	DE 90	Emmanuel Ogbah
C 64	JC Tretter	94	Carl Nassib
RG 70	Kevin Zeitler	WILL 58	Christian Kirksey
RT 72	Shon Coleman	MIKE 53	Joe Schobert
TE 86	Randall Telfer	SAM 51	Jamie Collins Sr.
WR 19	Corey Coleman	52	James Burgess Jr.
QB 7	DeShone Kizer	CB 30	Jason McCourty
RB 34	Isaiah Crowell	CB 21	Jamar Taylor
TE 85	David Njoku	S 22	Jabrill Peppers
		S 26	Derrick Kindred

RADIO ANNOUNCERS:
Jim Donovan, Doug Dieken (92.3 The Fan WKRR-FM, ESPN 850 WKRN, WNCX 98.5 FM)

DATE	RESULT	OPPONENT	ATT
9/10	L, 18-21	Pittsburgh Steelers	67,431
9/17	L, 10-24	at Baltimore Ravens	70,605
9/24	L, 28-31	at Indianapolis Colts	63,351
10/1	L, 7-31	Cincinnati Bengals	67,431
10/8	L, 14-17	N.Y. Jets	62,032
10/15	L, 17-33	at Houston Texans	71,815
10/22	L, 9-12 OT	Tennessee Titans	59,061
10/29	L, 16-33	Minnesota Vikings	74,237
11/12	L, 24-38	at Detroit Lions	64,646
11/19	L, 7-19	Jacksonville Jaguars	57,003
11/26	L, 16-30	at Cincinnati Bengals	51,710
12/3	L, 10-19	at L.A. Chargers	25,320
12/10	L, 21-27 OT	Green Bay Packers	67,431
12/17	L, 10-27	Baltimore Ravens	56,434
12/24	L, 3-20	at Chicago Bears	58,796
12/31	L, 24-28	at Pittsburgh Steelers	50,704

TEAM STATISTICS	BROWNS	OPPONENT
Total First Downs	290	315
Rushing	97	95
Passing	157	189
Penalty	36	31
3rd Down: Made/Att	73/216	91/224
3rd Down Pct.	33.8	40.6
4th Down: Made/Att	12/23	5/10
4th Down Pct.	52.2	50.0
Possession Avg.	27.49	32.11
Total Net Yards	4,942	5,250
Avg. Per Game	308.9	328.1
Total Plays	1,008	1,026
Avg. Per Play	4.9	5.1
Net Yards Rushing	1,714	1,566
Avg. Per Game	107.1	97.9
Total Rushes	384	467
Net Yards Passing	3,228	3,684
Avg. Per Game	201.8	230.3
Sacked/Yards Lost	50/309	34/197
Gross Yards	3,537	3,881
Att./Completions	574/312	525/360
Completion Pct.	54.4	68.6
Had Intercepted	28	7
Punts/Average	82/46.7	83/44.5
Net Punting Avg.	40.3	39.9
Penalties/Yards	110/924	101/905
Fumbles/Ball Lost	25/13	21/6
Touchdowns	27	48
Rushing	11	14
Passing	15	28
Returns	1	6

SCORE BY PERIODS	1ST	2ND	3RD	4TH	OT	TOT
Team	36	82	53	63	0	234
Opponents	77	155	99	70	9	410

SCORING	TD	RU	PA	RT	FG	2PT	PTS
Gonzalez, Zane	0	0	0	0	25/26	15/20	0 70
Johnson Jr., Duke	7	4	3	0	0/0	0/0	0 42

Kizer, DeShone	5	5	0	0	0/0	0/0	0 30
Njoku, David	4	0	4	0	0/0	0/0	0 24
Crowell, Isaiah	2	2	0	0	0/0	0/0	0 14
Britt, Kenny	2	0	2	0	0/0	0/0	0 12
Coleman, Corey	2	2	0	0	0/0	0/0	0 12
Higgins, Rashard	2	0	2	0	0/0	0/0	0 12
DeValve, Seth	1	0	1	0	0/0	0/0	0 6
Gordon, Josh	1	0	1	0	0/0	0/0	0 6
McCourty, Jason	1	0	0	1	0/0	0/0	0 6
Team	27	11	15	1	25/26	15/20	0 234
Opponents	48	14	28	6	41/44	25/29	1 410

SACKS: M.Garrett 7.0, E.Ogbah 4.0, J.Burgess 4.0, C.Kirksey 3.5, J.Schobert 3.0, C.Nassib 3.0, C.Brantley 2.0, N.Orchard 2.0, T.Coley 2.0, J.Collins 1.0, J.Currie 1.0, L.Ogunjobi 1.0, J.Taylor 0.5.

Browns 34, Opponents 50

RUSHING	NO	YDS	AVG	LG	TD
Crowell, Isaiah	206	853	4.1	59	2
Kizer, DeShone	77	419	4.5	20	5
Johnson Jr., Duke	82	348	4.2	19t	4
Hogan, Kevin	10	71	7.1	11	0
Dayes, Matt	5	13	2.6	4	0
Treggs, Bryce	1	6	6.0	6	0
Higgins, Rashard	1	4	4.0	4	0
Njoku, David	1	1	1.0	1	0
Kessler, Cody	1	-1	-1.0	-1	0
Team	384	1,714	4.5	59	11
Opponents	467	1,566	3.4	39	14

RECEIVING	NO	YDS	AVG	LG	TD
Johnson Jr., Duke	74	693	9.4	41t	3
DeValve, Seth	33	395	12.0	49	1
Njoku, David	32	386	12.1	34	4
Crowell, Isaiah	28	182	6.5	38	0
Louis, Ricardo	27	357	13.2	37	0
Higgins, Rashard	27	312	11.6	56t	2
Coleman, Corey	23	305	13.3	44	2
Gordon, Josh	18	335	18.6	54	1
Britt, Kenny	18	223	12.9	38	2
Williams, Kasen	9	84	9.3	14	0
Coates, Sammie	6	70	11.7	38	0
Treggs, Bryce	5	79	15.8	20	0
Dayes, Matt	4	29	7.3	15	0
Telfer, Randall	3	36	12.0	20	0
Vitale, Danny	3	19	6.3	11	0
Leslie, Jordan	1	26	26.0	26	0
Zeitler, Kevin	1	-4	-4.0	-4	0
Team	312	3,537	11.3	56t	15
Opponents	360	3,881	10.8	61t	28

INTERCEPTIONS	NO	YDS	AVG	LG	TD
McCourty, Jason	3	59	19.7	56t	1
Kindred, Derrick	1	30	30.0	30	0
Schobert, Joe	1	8	8.0	8	0
Collins, Jamie	1	0	0.0	0	0
Peppers, Jabrill	1	0	0.0	0	0
Team	7	97	13.9	56t	1
Opponents	28	354	12.6	82t	1

PUNTING	NO	YDS	AVG	NET	TB	IN	LG	B
Colquitt, Britton	80	3,811	47.6	40.6	2	24	67	1
Gonzalez, Zane	1	16	16.0	16.0	0	0	16	0
Team	82	3,827	46.7	40.3	2	24	67	1
Opponents	83	3,695	44.5	39.8	8	28	63	0

PUNT RETURNS	NO	FC	YDS	AVG	LG	TD
Peppers, Jabrill	30	15	180	6.0	25	0
Treggs, Bryce	5	3	24	4.8	11	0
Johnson Jr., Duke	3	1	17	5.7	12	0
Team	38	19	221	5.8	25	0
Opponents	45	13	482	10.7	65	0

KICKOFF RETURNS	NO	YDS	AVG	LG	TD
Dayes, Matt	18	437	24.3	71	0
Peppers, Jabrill	14	318	22.7	35	0
Orchard, Nate	2	17	8.5	9	0
Vitale, Danny	1	18	18.0	18	0
Team	35	790	22.6	71	0
Opponents	20	471	23.6	96t	1

FIELD GOALS	1-19	20-29	30-39	40-49	50+	TOT
Gonzalez, Zane	0/0	5/5	4/6	4/6	2/3	15/20
Team	0/0	5/5	4/6	4/6	2/3	15/20
Opponents	0/0	6/6	7/8	10/11	24	25/29

PASSING	ATT	CMP	YDS	PCT	AVIAT	TD	TD%	INT	INT%	LG	TKLD	RATNG
Kizer, DeShone	476	255	2,894	53.6	6.1	11	2.3	22	4.6	56t	38/226	60.5
Hogan, Kevin	75	46	517	61.3	6.9	4	5.3	5	6.7	49	6/35	71.9
Kessler, Cody	23	11	126	47.8	5.5	0	0.0	1	4.3	31	6/48	46.6
Team	574	312	3,537	54.4	6.2	15	2.6	28	4.9	56t	50/309	61.4
Opponents	525	360	3,881	68.6	7.4	28	5.3	7	1.3	61t	34/197	102.3

2018 (7-8-1)

COACH: Hue Jackson (first 8 games)/Gregg Williams (final 8 games)

DIVISION FINISH: 3rd AFC North

2018 USUAL STARTING LINEUPS

OFFENSE		DEFENSE	
WR 80 Jarvis Landry	DE 95 Myles Garrett	LT 78 Greg Robinson	DT 65 Larry Ogunjobi
LG 79 Desmond Harrison	DT 93 Trevon Coley	CB 20 Kevin Zeitler	DE 90 Emmanuel Ogbah
C 64 JC Tretter	WILL 58 Christian Kirksey	RG 70 Chris Hubbard	55 Genard Avery
TE 85 David Njoku	MIKE 53 Joe Schobert	RT 74 Chris Hubbard	SAM 51 Jamie Collins Sr.
WR 11 Antonio Callaway	CB 21 Denzel Ward	TE 85 David Njoku	CB 39 Terrance Mitchell
QB 6 Baker Mayfield	S 38 T.J. Carrie	RB 24 Nick Chubb	S 23 Damarious Randall
RB 24 Nick Chubb	S 22 Jabrill Peppers	TE 88 Darren Felts	

RADIO ANNOUNCERS:
Jim Donovan, Doug Dieten (92.3 The Fan WKRK-FM, ESPN 850 WKRN, WNCX 98.5 FM)

DATE	RESULT	OPPONENT	ATT
9/9	T, 21-21 OT	Pittsburgh Steelers	67,431
9/16	L, 18-21	at New Orleans Saints	73,086
9/20	W, 21-17	N.Y. Jets	67,431
9/30	L, 42-45 OT	at Oakland Raiders	58,387
10/7	W, 12-9 OT	Baltimore Ravens	67,431
10/14	L, 14-38	L.A. Chargers	67,431
10/21	L, 23-26 OT	at Tampa Bay Buccaneers	53,682
10/28	L, 18-33	at Pittsburgh Steelers	63,780
11/4	L, 21-37	Kansas City Chiefs	67,431
11/11	W, 28-16	Atlanta Falcons	62,144
11/25	W, 35-20	at Cincinnati Bengals	55,122
12/2	L, 13-29	at Houston Texans	71,741
12/9	W, 26-20	Carolina Panthers	59,392
12/15	W, 17-16	at Denver Broncos	76,596
12/23	W, 26-18	Cincinnati Bengals	67,431
12/30	L, 24-26	at Baltimore Ravens	70,925

TEAM STATISTICS	BROWNS	OPPONENT
Total First Downs	314	377
Rushing	93	130
Passing	199	216
Penalty	32	31
3rd Down: Made/Att	73/208	75/210
3rd Down Pct.	35.1	35.7
4th Down: Made/Att	9/21	13/20
4th Down Pct.	42.9	65.0
Possession Avg.	28:24	31:36
Total Net Yards	5,900	6,288
Avg. Per Game	368.8	393.0
Total Plays	1,023	1,122
Avg. Per Play	5.8	5.6
Net Yards Rushing	1,893	2,163
Avg. Per Game	118.3	135.2
Total Rushes	411	459
Net Yards Passing	4,007	4,125
Avg. Per Game	250.4	257.8
Sacked/Yards Lost	38/254	37/245
Gross Yards	4,261	4,370
Attempts/Completions	574/353	626/393
Completion Pct.	61.5	62.8
Had Intercepted	17	17
Punts/Average	85/44.3	71/43.6
Net Punting Avg.	38.2	38.4
Penalties/Yards	112/894	119/990
Fumbles/Ball Lost	19/7	27/14
Touchdowns	44	43
Rushing	15	20
Passing	29	21
Returns	0	2

SCORE BY PERIODS	1ST	2ND	3RD	4TH	OT	TOT
Team	59	94	93	110	3	359
Opponents	64	136	86	100	6	392

SCORING	TD	RU	PA	RT	PAT	FG	2PT	PTS
Joseph, Greg	0	0	0	0	25/29	17/20	0	76
Chubb, Nick	10	8	2	0	0/0	0/0	0	60
Callaway, Antonio	5	0	5	0	0/0	0/0	1	32
Hyde, Carlos	5	5	0	0	0/0	0/0	0	30
Landry, Jarvis	5	1	4	0	0/0	0/0	0	30
Higgins, Rashard	4	0	4	0	0/0	0/0	0	24

Njoku, David	4	0	4	0	0/0	0/0	0	24
Johnson Jr., Duke	3	0	3	0	0/0	0/0	2	22
Felts, Darren	3	0	3	0	0/0	0/0	0	18
Perriman, Breshad	2	0	2	0	0/0	0/0	0	12
Gonzalez, Zane	0	0	0	0	3/5	2/5	0	9
Taylor, Tyrod	1	1	0	0	0/0	0/0	0	6
Gordon, Josh	1	0	1	0	0/0	0/0	0	6
DeValve, Seth	1	0	1	0	0/0	0/0	0	6
Coley, Trevon	0	0	0	0	0/0	0/0	0	2
Mayfield, Baker	0	0	0	0	0/0	0/0	1	2
Team	44	15	29	0	28/34	19/25	4	359
Opponents	43	20	21	2	36/39	30/37	3	392

SACKS: M.Garrett 13.5, L.Ogunjobi 5.5, G.Avery 4.5, J.Collins 4.0, J.Schobert 3.0, E.Ogbah 3.0, C.Smith 1.0, J.Peppers 1.0, T.Carrie 1.0, T.Coley 0.5.

Browns 37, Opponents 38

RUSHING	NO	YDS	AVG	LG	TD
Chubb, Nick	192	996	5.2	92t	8
Hyde, Carlos	114	382	3.4	22	5
Johnson Jr., Duke	40	201	5.0	23	0
Mayfield, Baker	39	131	3.4	35	0
Taylor, Tyrod	16	125	7.8	24	1
Landry, Jarvis	3	60	20.0	51	1
Callaway, Antonio	2	7	3.5	15	0
Perriman, Breshad	4	2	0.5	7	0
Streeter, Rod	1	-11	-11.0	-11	0
Team	411	1,893	4.6	92t	15
Opponents	459	2,163	4.7	52	20

RECEIVING	NO	YDS	AVG	LG	TD
Landry, Jarvis	81	976	12.0	51t	4
Njoku, David	56	639	11.4	66	4
Johnson Jr., Duke	47	429	9.1	32	3
Callaway, Antonio	43	586	13.6	71	5
Higgins, Rashard	39	572	14.7	40	4
Chubb, Nick	20	149	7.5	24	2
Perriman, Breshad	16	340	21.3	66	2
Ratley, Damon	13	144	11.1	27	0
Felts, Darren	11	117	10.6	49t	3
Hilliard, Dontrell	9	105	11.7	24	0
Hyde, Carlos	6	29	4.8	9	0
DeValve, Seth	5	74	14.8	26	1
Willies, Derrick	3	61	20.3	39	0
Charles, Orson	3	23	7.7	9	0
Gordon, Josh	1	17	17.0	17t	1
Team	353	4,261	12.1	71	29
Opponents	393	4,370	11.1	67	21

INTERCEPTIONS	NO	YDS	AVG	LG	TD
Randall, Damarious	4	59	14.8	50	0
Ward, Denzel	3	26	8.7	26	0
Kirksey, Christian	2	17	8.5	13	0
Gaines, E.J.	1	0	0.0	0	0
Rice, Denzel	1	0	0.0	0	0
Collins Sr., Jamie	1	0	0.0	0	0
Mitchell, Terrance	1	0	0.0	0	0
Carrie, T.J.	1	0	0.0	0	0
Schobert, Joe	1	0	0.0	0	0
Peppers, Jabrill	1	0	0.0	0	0
Kindred, Derrick	1	-2	-2.0	-2	0
Team	17	100	5.9	50	0
Opponents	17	202	11.9	38t	2

PUNTING	NO	YDS	AVG	NET	TB	IN	LG	B
Colquitt, Britton	83	3,767	45.4	38.2	6	32	79	2
Team	85	3,767	44.3	38.2	6	32	79	2
Opponents	71	3,093	43.6	38.4	4	31	62	0

PUNT RETURNS	NO	FC	YDS	AVG	LG	TD
Peppers, Jabrill	25	22	219	8.8	33	0
Callaway, Antonio	5	1	61	12.2	37	0
Landry, Jarvis	2	1	10	5.0	8	0
Team	32	24	290	9.1	37	0
Opponents	37	22	397	10.7	49	0

KICKOFF RETURNS	NO	YDS	AVG	LG	TD
Peppers, Jabrill	19	408	21.5	29	0
Hilliard, Dontrell	11	264	24.0	31	0
Callaway, Antonio	8	143	17.9	35	0
Carrie, T.J.	2	33	16.5	19	0
Landry, Jarvis	2	22	11.0	14	0
Charles, Orson	1	12	12.0	12	0
Valjeje, Tanner	1	2	2.0	2	0
Team	44	884	20.1	35	0
Opponents	24	574	23.9	47	0

FIELD GOALS	1-19	20-29	30-39	40-49	50+	TOT
Joseph, Greg	0/0	4/4	7/7	5/7	1/2	17/20
Gonzalez, Zane	0/0	0/0	2/2	0/2	0/1	2/5
Team	0/0	4/4	9/9	5/9	1/3	19/20
Opponents	0/0	6/6	10/10	11/16	3/5	30/37

PASSING	ATT	CMP	YDS	PCT	AV/AT	TD	TD%	INT	INT%	LG	TKLD	RATNG
Mayfield, Baker	486	310	3,725	63.8	7.7	27	5.6	14	2.9	71	25/173	93.7
Taylor, Tyrod	85	42	473	49.4	5.6	2	2.4	2	2.4	47t	13/81	64.5
Landry, Jarvis	2	1	63	50.0	31.5	0	0.0	0	0.0	63	0/0	95.8
Hilliard, Dontrell	1	0	0	0.0	0.0	0	0.0	1	100.0	0	0/0	0.0
Team	574	353	4,261	61.5	7.4	29	5.1	17	3.0	71	38/254	88.8
Opponents	626	393	4,370	62.8	7.0	21	3.4	17	2.7	67	37/245	83.3

2019 (6-10)

STAFF

COACH: Freddie Kitchens
DISISION FINISH: 3rd AFC North
2019 USUAL STARTING LINEUPS

OFFENSE		DEFENSE	
WR 80	Jarvis Landry	DE 95	Myles Garrett
LT 78	Greg Robinson	92	Chad Thomas
LG 75	Joel Bitonio	DT 65	Larry Ogunjobi
C 64	JC Tretter	DE 98	Sheldon Richardson
RG 77	Wyatt Teller	DE 54	Oliver Vernon
72	Eric Kush	WILL 51	Mack Wilson
RT 74	Chris Hubbard	MIKE 53	Joe Schobert
TE 88	Demetrius Harris	CB 21	Denzel Ward
WR 13	Odell Beckham Jr.	CB 26	Greddy Williams
QB 6	Baker Mayfield	S 23	Damarious Randall
RB 24	Nick Chubb	S 42	Morgan Burnett
27	Kareem Hunt	DB 31	Justin Burris
TE 86	Pharaoh Brown	35	Jermaine Whitehead
89	Stephen Carlsson		

RADIO ANNOUNCERS:
 Jim Donovan, Doug Dieken (92.3 The Fan WKRR-FM, ESPN 850 WKNR, WNCX 98.5 FM)

PLAYERS

2021 SEASON

HISTORY

RECORDS

GAME DAY

DATE	RESULT	OPPONENT	ATT
9/8	L, 13-43	Tennessee Titans	67,431
9/16	W, 23-3	at N.Y. Jets	78,523
9/22	L, 13-20	L.A. Rams	67,431
9/29	W, 40-25	at Baltimore Ravens	70,686
10/7	L, 3-31	at San Francisco 49ers	70,585
10/13	L, 28-32	Seattle Seahawks	67,431
10/27	L, 13-27	at New England Patriots	65,878
11/3	L, 19-24	at Denver Broncos	76,743
11/10	W, 19-16	Buffalo Bills	67,431
11/14	W, 21-7	Pittsburgh Steelers	67,431
11/24	W, 41-24	Miami Dolphins	67,431
12/1	L, 13-20	at Pittsburgh Steelers	62,157
12/8	W, 27-19	Cincinnati Bengals	67,431
12/15	L, 24-38	at Arizona Cardinals	63,345
12/22	L, 15-31	Baltimore Ravens	67,431
12/29	L, 23-33	at Cincinnati Bengals	47,759

TEAM STATISTICS	BROWNS	OPPONENT
Total First Downs	305	345
Rushing	90	124
Passing	180	184
Penalty	35	37
3rd Down: Made/Att	71/196	74/195
3rd Down Pct.	36.2	37.9
4th Down: Made/Att	7/17	6/17
4th Down Pct.	41.2	35.3
Possession Avg.	29:43	30:17
Total Net Yards	5,455	5,785
Avg. Per Game	340.9	361.6
Total Plays	973	1,014
Avg. Per Play	5.6	5.7
Net Yards Rushing	1,901	2,315
Avg. Per Game	118.8	144.7
Total Rushes	393	463
Net Yards Passing	3,554	3,470
Avg. Per Game	222.1	216.9
Sacked/Yards Lost	41/293	38/270
Gross Yards	3,847	3,740
Attempts/Completions	539/318	513/318
Completion Pct.	59.0	62.0
Had Intercepted	21	14
Punts/Average	65/45.4	61/45.5
Net Punting Avg.	41.5	41.5
Penalties/Yards	122/1,106	107/836
Fumbles/Ball Lost	14/7	17/6
Touchdowns	38	46
Rushing	15	25
Passing	22	19
Returns	1	2

SCORE BY PERIODS	1ST	2ND	3RD	4TH	OT	TOT
Team	77	110	61	87	0	335
Opponents	76	110	98	109	0	393

SCORING	TD	RU	PA	RT	PAT	FG	2PT	PTS
Seibert, Austin	0	0	0	0	30/35	25/29	0	105
Chubb, Nick	8	8	0	0	0/0	0/0	0	48
Landry, Jarvis	6	0	6	0	0/0	0/0	0	36
Beckham Jr., Odell	4	0	4	0	0/0	0/0	0	24
Seals-Jones, Ricky	4	0	4	0	0/0	0/0	0	24
Harris, Demetrius	3	0	3	0	0/0	0/0	1	20

Hunt, Kareem	3	2	1	0	0/0	0/0	0	18
Mayfield, Baker	3	3	0	0	0/0	0/0	0	18
Hilliard, Dontrell	2	2	0	0	0/0	0/0	0	12
Ratley, Damion	1	0	1	0	0/0	0/0	0	6
Njoku, David	1	0	1	0	0/0	0/0	0	6
Higgins, Rashard	1	0	1	0	0/0	0/0	0	6
Ward, Denzel	1	0	0	1	0/0	0/0	0	6
Carlson, Stephen	1	0	1	0	0/0	0/0	0	6
Team	38	15	22	1	30/35	25/29	1	335
Opponents	46	19	25	2	42/44	23/32	1	393

SACKS: M.Garrett 10.0, L.Ogunjobi 5.5, C.Thomas 4.0, O.Vernon 3.5, S.Richardson 3.0, D.Randall 2.5, J.Schobert 2.0, M.Burnett 2.0, J.Burns 1.0, P.Gustin 1.0, M.Wilson 1.0, E.Murray 1.0, T.Carrie 1.0, B.Cox 0.5.

Browns 1.0, Opponents 1.1

RUSHING	NO	YDS	AVG	LG	TD
Chubb, Nick	298	1,494	5.0	88t	8
Hunt, Kareem	43	179	4.2	16	2
Mayfield, Baker	28	141	5.0	18	3
Hilliard, Dontrell	13	49	3.8	11	2
Johnson, D'Ernest	4	21	5.3	13	0
Beckham Jr., Odell	3	10	3.3	11	0
Landry, Jarvis	1	10	10.0	10	0
Gilbert, Garrett	3	-3	-1.0	-1	0
Team	393	1,901	4.8	88t	15
Opponents	463	2,315	5.0	83t	19

RECEIVING	NO	YDS	AVG	LG	TD
Landry, Jarvis	83	1,174	14.1	65	6
Beckham Jr., Odell	74	1,035	14.0	89t	4
Hunt, Kareem	37	285	7.7	29	1
Chubb, Nick	36	278	7.7	32	0
Harris, Demetrius	15	149	9.9	23	3
Seals-Jones, Ricky	14	229	16.4	59	4
Ratley, Damion	12	200	16.7	46t	1
Hilliard, Dontrell	12	92	7.7	19	0
Callaway, Antonio	8	89	11.1	41	0
Johnson, D'Ernest	6	71	11.8	27	0
Carlson, Stephen	5	51	10.2	21	1
Njoku, David	5	41	8.2	18	1
Hodge, Khadare	4	76	19.0	41	0
Higgins, Rashard	4	55	13.8	35	1
Brown, Pharaoh	2	27	13.5	18	0
Teller, Wyatt	1	-5	-5.0	-5	0
Team	318	3,847	12.1	89t	22
Opponents	318	3,740	11.8	75t	25

INTERCEPTIONS	NO	YDS	AVG	LG	TD
Schobert, Joe	4	24	6.0	20	0
Ward, Denzel	2	61	30.5	61t	1
Burns, Justin	2	42	21.0	0	0
Burnett, Morgan	1	43	43.0	43	0
Mitchell, Terrance	1	28	28.0	28	0
Wilson, Mack	1	21	21.0	21	0
Lawrence, Davorae	1	0	0.0	0	0
Carrie, T.J.	1	0	0.0	0	0
Whitehead, Jermaine	1	0	0.0	0	0
Team	14	219	15.6	61t	1
Opponents	21	285	13.6	49	1

PUNTING	NO	YDS	AVG	NET	TB	IN	LG	B
Gilan, Jamie	63	2,913	46.2	41.6	5	28	71	1
Seibert, Austin	1	37	37.0	37.0	0	1	37	0
Team	65	2,950	45.4	41.5	5	29	71	1
Opponents	61	2,777	45.5	41.5	4	20	70	0

PUNT RETURNS	NO	FC	YDS	AVG	LG	TD
Hilliard, Dontrell	15	6	107	7.1	18	0
Landry, Jarvis	5	8	53	10.6	18	0
Johnson, D'Ernest	2	1	9	4.5	9	0
Beckham Jr., Odell	1	0	-6	-6.0	-6	0
Team	23	15	163	7.1	18	0
Opponents	20	18	151	7.6	32	0

KICKOFF RETURNS	NO	YDS	AVG	LG	TD
Hilliard, Dontrell	17	421	24.8	74	0
Thomas, Tavierre	10	204	20.4	31	0
Johnson, D'Ernest	5	129	25.8	47	0
Taylor, Taywan	3	53	17.7	23	0
Ratley, Damion	1	12	12.0	12	0
Higgins, Rashard	1	8	8.0	8	0
Carlson, Stephen	1	3	3.0	3	0
Team	38	830	21.8	74	0
Opponents	46	937	20.4	34	0

FIELD GOALS	1-19	20-29	30-39	40-49	50+	TOT
Seibert, Austin	0/0	6/6	9/9	9/12	1/2	25/29
Team	0/0	6/6	9/9	9/12	1/2	25/29
Opponents	0/0	6/7	7/10	8/11	2/4	23/32

PASSING	ATT	CMP	YDS	PCT	AV/AT	TD	TD%	INT	INT%	LG	TKLD	RATNG
Mayfield, Baker	534	317	3,827	59.4	7.2	22	4.1	21	3.9	89t	40/285	78.8
Beckham Jr., Odell	2	1	20	50.0	10.0	0	0.0	0	0.0	20	0/0	85.4
Gilbert, Garrett	3	0	0	0.0	0.0	0	0.0	0	0.0	0	0/0	39.6
Hunt, Kareem	0	0	0	0.0	0.0	0	0.0	0	0.0	0	1/8	0.0
Team	539	318	3,847	59.0	7.1	22	4.1	21	3.9	89t	41/293	78.3
Opponents	513	318	3,740	62.0	7.3	25	4.9	14	2.7	75t	38/270	89.0

2020 (11-5)

COACH: Kevin Stefanski
DIVISION FINISH: 3rd AFC North
2020 USUAL STARTING LINEUPS

OFFENSE		DEFENSE	
WR 80 Jarvis Landry	DE 95 Myles Garrett	DE 95 Myles Garrett	
LT 71 Jedrick Willis Jr.	DT 65 Larry Ogunjobi	DT 65 Larry Ogunjobi	
LG 75 Joel Bitonio	DT 98 Sheldon Richardson	DT 98 Sheldon Richardson	
C 64 JC Tretter	DE 54 Oliver Vernon	DE 54 Oliver Vernon	
RG 77 Wyatt Teller	WILL 51 Mack Wilson	WILL 51 Mack Wilson	
RT 78 Jack Conklin	MIKE 93 B.J. Goodson	MIKE 93 B.J. Goodson	
TE 81 Austin Hooper	SAM 44 Sione Takitaki	SAM 44 Sione Takitaki	
WR 13 Odell Beckham Jr.	CB 21 Denzel Ward	CB 21 Denzel Ward	
82 Rashard Higgins	28 Kerion Johnson	28 Kerion Johnson	
QB 6 Baker Mayfield	CB 39 Terrance Mitchell	CB 39 Terrance Mitchell	
RB 24 Nick Chubb	S 23 Andrew Sendejko	S 23 Andrew Sendejko	
27 Kareem Hunt	S 33 Ronnie Harrison Jr.	S 33 Ronnie Harrison Jr.	
TE 88 Harrison Bryant	42 Karl Joseph	42 Karl Joseph	

RADIO ANNOUNCERS:
 Jim Donovan, Doug Dieken (92.3 The Fan WKRR-FM, ESPN 850 WKNR, WNCX 98.5 FM)

DATE	RESULT	OPPONENT	ATT
9/13	L, 6-38	@ Baltimore Ravens	0
9/17	W, 35-30	Cincinnati Bengals	6,000
9/27	W, 34-20	Washington Football Team	6,000
10/4	W, 49-38	@ Dallas Cowboys	25,021
10/11	W, 32-23	Indianapolis Colts	11,759
10/18	L, 7-38	@ Pittsburgh Steelers	5,260
10/25	W, 37-34	@ Cincinnati Bengals	9,732
11/1	L, 6-16	Las Vegas Raiders	10,972
11/15	W, 10-7	Houston Texans	10,613
11/22	W, 22-17	Philadelphia Eagles	11,133
11/29	W, 27-25	@ Jacksonville Jaguars	15,926
12/6	W, 41-35	@ Tennessee Titans	13,986
12/14	L, 42-47	Baltimore Ravens	11,974
12/20	W, 20-6	@ N.Y. Giants	0
12/27	L, 16-23	@ N.Y. Jets	0
1/3	W, 24-22	Pittsburgh Steelers	11,989
1/10	W, 48-37	WILD CARD PLAYOFF @ Pittsburgh Steelers	0
1/17	L, 17-22	DIVISIONAL PLAYOFF @ Kansas City Chiefs	16,730

TEAM STATISTICS	BROWNS	OPPONENT					
Total First Downs	355	352					
Rushing	133	116					
Passing	195	214					
Penalty	27	22					
3rd Down: Made/Att	88/196	90/205					
3rd Down Pct.	44.9	43.9					
4th Down: Made/Att	8/24	22/27					
4th Down Pct.	33.3	81.5					
Possession Avg.	30.54	29.06					
Total Net Yards	5,913	5,735					
Avg. Per Game	369.6	358.4					
Total Plays	1,022	1,035					
Avg. Per Play	5.8	5.5					
Net Yards Rushing	2,374	1,773					
Avg. Per Game	148.4	110.8					
Total Rushes	495	412					
Net Yards Passing	3,539	3,962					
Avg. Per Game	221.2	247.6					
Sacked/Yards Lost	26/162	38/262					
Gross Yards	3,701	4,224					
Attempts/Completions	501/315	585/371					
Completion Pct.	62.9	63.4					
Had Intercepted	8	11					
Punts/Average	51/44.0	50/43.4					
Net Punting Avg.	38.3	39.9					
Penalties/Yards	100/870	84/690					
Fumbles/Ball Lost	23/8	23/10					
Touchdowns	50	50					
Rushing	21	16					
Passing	27	31					
Returns	2	3					
SCORE BY PERIODS	1ST	2ND	3RD	4TH	OT	TOT	
Team	63	157	65	123	0	408	
Opponents	78	100	93	148	0	419	
SCORING	TD	RU	PA	RT	FG	2PT	PTS
Parkey, Cody	0	0	0	0	43/47	19/22	0 100
Chubb, Nick	12	12	0	0	0/0	0/0	0 72
Hunt, Kareem	11	6	5	0	0/0	0/0	0 66
Hooper, Austin	4	0	4	0	0/0	0/0	0 24
Higgins, Rashard	4	0	4	0	0/0	0/0	0 24

Beckham Jr., Odell	4	1	3	0	0/0	0/0	0	24
Bryant, Harrison	3	0	3	0	0/0	0/0	0	18
Landry, Jarvis	4	1	3	0	0/0	0/0	0	24
Peoples-Jones, Donovan	2	0	2	0	0/0	0/0	1	14
Njoku, David	2	0	2	0	0/0	0/0	0	12
Harrison, Ronnie	1	0	0	1	0/0	0/0	0	6
Lamm, Kendall	1	0	1	0	0/0	0/0	0	6
Mayfield, Baker	1	1	0	0	0/0	0/0	0	6
Takitaki, Sione	1	0	0	1	0/0	0/0	0	6
Vernon, Oliver	0	0	0	0	0/0	0/0	0	2
Carlson, Stephen	0	0	0	0	0/0	0/0	1	2
Team	50	21	27	2	43/48	19/24	2	408
Opponents	50	16	31	3	38/41	23/27	5	419

SACKS: M. Garrett 12.0, O. Vernon 9.0, S. Richardson 4.5, A. Clayborn 3.5, L. Ogunjobi 2.5, R. Harrison 1.0, M. Stewart 1.0, M. Smith 1.0, T. Thomas 1.0, S. Takitaki 1.0, K. Johnson 0.5, B. Goodson 0.5, S. Redwine 0.5.

Browns 38, Opponents 26

RUSHING	NO	YDS	AVG	LG	TD
Chubb, Nick	190	1,067	5.6	59	12
Hunt, Kareem	198	841	4.2	33	6
Johnson, D'Ernest	33	166	5.0	28	0
Mayfield, Baker	54	165	3.1	28	1
Beckham Jr., Odell	3	72	24.0	50t	1
Hilliard, Dontrell	9	48	5.3	19	0
Landry, Jarvis	4	10	2.5	5	1
Janovich, Andy	2	4	2.0	2	0
Natson, JoJo	0	3	3.0	3	0
Carlson, Stephen	0	0	0.0	0	0
Gillan, Jamie	1	-2	-2.0	0	0
Team	495	2,374	4.8	59	21
Opponents	412	1,773	4.3	44	16

RECEIVING	NO	YDS	AVG	LG	TD
Landry, Jarvis	72	840	11.7	32	3
Hooper, Austin	46	435	9.5	36	4
Hunt, Kareem	38	304	8.0	26	5
Higgins, Rashard	37	599	16.2	43	4
Bryant, Harrison	24	238	9.9	35	3
Beckham Jr., Odell	23	319	13.9	43t	3
Njoku, David	19	213	11.2	28	2
Chubb, Nick	16	150	9.4	26	0
Peoples-Jones, Donovan	14	304	21.7	75t	2
Hodge, KhaDarel	11	180	16.4	42	0
Bradley, Ja Marcus	5	60	12.0	22	0
Johnson, D'Ernest	3	14	4.7	5	0
Janovich, Andy	2	13	6.5	13	0
Hall, Marvin	1	12	12.0	12	0
Carlson, Stephen	1	11	11.0	11	0
Mayfield, Baker	1	6	6.0	6	0
Hilliard, Dontrell	1	2	2.0	2	0
Lamm, Kendall	1	1	1.0	1t	1
Taylor, Taywan	0	0	0.0	0	0
Team	315	3,701	11.7	75t	27
Opponents	371	4,224	11.4	47	31

INTERCEPTIONS	NO	YDS	AVG	LG	TD
Stewart, M.J.	2	51	25.5	30	0
Goodson, B.J.	2	7	3.5	7	0
Ward, Denzel	2	0	0.0	0	0
Takitaki, Sione	1	50	50.0	50t	1
Joseph, Karl	1	49	49.0	49	0
Harrison, Ronnie	1	47	47.0	47t	1
Redwine, Sheldrick	1	8	8.0	8	0
Smith, Malcolm	1	2	2.0	2	0
Team	11	214	19.5	55t	2
Opponents	8	127	15.9	33t	1

PUNTING	NO	YDS	AVG	NET	TB	IN	LG	B
Gillan, Jamie	51	2,244	44.0	38.3	3	14	59	0
Team	51	2,244	44.0	38.3	3	14	59	0
Opponents	50	2,171	43.4	39.9	3	22	64	0

PUNT RETURNS	NO	FC	YDS	AVG	LG	TD
Peoples-Jones, Donovan	18	7	77	4.3	13	0
Natson, JoJo	3	0	25	8.3	13	0
Johnson, D'Ernest	3	4	13	4.3	10	0
Team	24	11	115	4.8	13	0
Opponents	25	15	229	9.2	27	0

KICKOFF RETURNS	NO	YDS	AVG	LG	TD
Peoples-Jones, Donovan	18	379	21.1	33	0
Johnson, D'Ernest	14	371	26.5	43	0
Hilliard, Dontrell	2	21	10.5	13	0
Natson, JoJo	1	31	31.0	31	0
Janovich, Andy	1	13	13.0	13	0
Team	36	795	22.1	43	0
Opponents	38	998	26.3	101t	1

FIELD GOALS	1-19	20-29	30-39	40-49	50+	TOT
Parkey, Cody	0/0	5/5	4/6	10/11	0/0	19/22
Gillan, Jamie	0/0	0/0	0/0	0/0	0/1	0/1
Seibert, Austin	0/0	0/0	0/0	0/1	0/0	0/1
Team	0/0	5/5	4/6	10/12	0/1	19/24
Opponents	0/0	7/7	9/9	5/7	2/4	23/27

PASSING	ATT	CMP	YDS	PCT	AV/AT	TD	TD%	INT	INT%	LG	TKLD	RATING
Mayfield, Baker	486	305	3,563	62.8	7.3	26	5.3	8	1.6	75t	26/162	95.9
Landry, Jarvis	4	4	74	100.0	18.5	1	25.0	0	0.0	37t	0/0	158.3
Keenum, Case	10	5	46	50.0	4.6	0	0.0	0	0.0	24	0/0	62.9
Beckham Jr., Odell	1	1	18	100.0	18.0	0	0.0	0	0.0	18	0/0	118.8
Team	501	315	3,701	62.9	7.4	27	5.4	8	1.6	75t	26/162	96.6
Opponents	585	371	4,224	63.4	7.2	31	5.3	11	1.9	47	38/262	94.8

STAFF
PLAYERS
2021 SEASON
HISTORY
RECORDS
GAME DAY

2021 (8-9)

STAFF

COACH: Kevin Stefanski
DIVISION FINISH: 3rd AFC North
2021 USUAL STARTING LINEUPS

OFFENSE		DEFENSE	
WR 80	Jarvis Landry	DE 95	Myles Garrett
LT 71	Jedrick Willis Jr.	DT 97	Malik Jackson
LG 75	Joel Bitonio	DT 58	Malik McDowell
C 64	JC Tretter	DE 90	Jadeveon Clowney
RG 77	Wyatt Teller	WILL 28	Jeremiah Owusu-Koramoah
RT 78	Jack Conklin	MIKE 4	Anthony Walker Jr.
62	Blake Hance	SAM 44	Sione Takitaki
TE 85	David Njoku	CB 21	Denzel Ward
WR 11	Donovan Peoples-Jones	26	Greedy Williams
QB 6	Baker Mayfield	CB 20	Greg Newsome II
RB 24	Nick Chubb	23	Troy Hill
27	Kareem Hunt	S 43	John Johnson III
TE 81	Austin Hooper	S 22	Grant Delpit
		33	Ronnie Harrison Jr.

RADIO ANNOUNCERS:
 Jim Donovan, Doug Dieken (92.3 The Fan WKRR-FM, ESPN 850 WKNR, WNCX 98.5 FM)

PLAYERS

DATE	RESULT	OPPONENT	ATT
9/12	L, 29-33	at Kansas City Chiefs	72,973
9/19	W, 31-21	Houston Texans	67,431
9/26	W, 26-6	Chicago Bears	67,431
10/3	W, 14-7	at Minnesota Vikings	66,703
10/10	L, 42-47	at Los Angeles Chargers	70,240
10/17	L, 14-37	Arizona Cardinals	67,431
10/21	W, 17-14	Denver Broncos	67,431
10/31	L, 10-15	Pittsburgh Steelers	67,431
11/7	W, 41-16	at Cincinnati Bengals	65,451
11/14	L, 7-45	at New England Patriots	65,878
11/21	W, 13-10	Detroit Lions	67,431
11/28	L, 10-16	at Baltimore Ravens	70,355
12/12	W, 24-22	Baltimore Ravens	67,431
12/20	L, 14-16	at Las Vegas Raiders	67,431
12/25	L, 22-24	at Green Bay Packers	71,901
1/3	L, 14-26	at Pittsburgh Steelers	63,624
1/9	W, 21-16	Cincinnati Bengals	67,431

TEAM STATISTICS	BROWNS	OPPONENT
Total First Downs	342	327
Rushing	138	108
Passing	177	184
Penalty	27	35
3rd Down: Made/Att	83/212	86/219
3rd Down Pct.	39.2%	39.3%
4th Down: Made/Att	12/29	16/25
4th Down Pct.	41.4%	64.0%
Possession Avg.	30.48	29.12
Total Net Yards	5791	5296
Avg. Per Game	340.6	311.5
Total Plays	1054	1056
Avg. Per Play	5.5	5.0
Net Yards Rushing	2471	1857
Avg. Per Game	145.4	109.2
Total Rushes	485	437
Net Yards Passing	3320	3439
Avg. Per Game	195.3	202.3
Sacked/Yards Lost	49/299	43/273
Gross Yards	3619	3712
Attempts/Completions	520/320	576/367
Completion Pct.	61.5%	63.7%
Had Intercepted	14	13
Punts/Average	67/43.0	71/48.2
Net Punting Yards	38.3	42.1
Penalties/Yards	112/1035	98/877
Fumbles/Ball Lost	20/8	24/6
Touchdowns	43	43
Rushing	20	13
Passing	21	29
Returns	2	1

SCORE BY PERIODS	1ST	2ND	3RD	4TH	OT	TOT
Team	68	133	68	80	0	349
Opponents	65	102	74	130	0	371

SCORING	TD	RU	PA	RT	PAT	FG	PT	TOT
McLaughlin, Chase	0	0	0	0	36/37	15/21	0	81
Chubb, Nick	9	8	1	0	0/0	0/0	0	54
Hunt, Kareem	5	0	0	0	0/0	1/32	0	32
Landry, Jarvis	4	2	2	0	0/0	0/0	0	24
Njoku, David	4	0	4	0	0/0	0/0	0	24
Hooper, Austin	3	0	3	0	0/0	0/0	1	20
Johnson, D'Ernest	3	3	0	0	0/0	0/0	0	18
Bryant, Harrison	3	0	3	0	0/0	0/0	0	18
Peoples-Jones, Donovan	3	0	3	0	0/0	0/0	0	18

Felton Jr., Demetric	2	0	2	0	0/0	0/0	0	12
Janovich, Andy	1	1	0	0	0/0	0/0	0	8
Higgins, Rashard	1	1	1	0	0/0	0/0	0	6
Garrett, Myles	1	0	0	1	0/0	0/0	0	6
Stanton IV, Johnny	1	0	1	0	0/0	0/0	0	6
Mayfield, Baker	1	1	0	0	0/0	0/0	0	6
Ward, Denzel	1	0	0	1	0/0	0/0	0	6
Schwartz, Anthony	1	0	1	0	0/0	0/0	0	6
Naggar, Chris	0	0	0	0	1/2	1/1	0	4
Team	43	20	21	2	37/39	26/27	3	349
Opponents	43	13	29	1	33/35	26/27	1	371

SACKS: M. Garrett 16.0, J. Clowney 9.0, M. McDowell 3.0, T. McKinley 2.5, T. Hill 2.0, J. Owusu-Koramoah 1.5, J. Jackson 1.5, R. Harrison 1.0, G. Delpit 1.0, G. Thompson 1.0, A. Walker Jr. 1.0, S. Day 1.0, M. Jackson 0.5, J. Elliott 0.5, D. Ward 0.5, J. Johnson 0.5, T. Tojalaj 0.5.

RUSHING		NO	YDS	AVG	LG	TD
Chubb, Nick	228	1259	5.5	70t	8	
Johnson, D'Ernest	100	534	5.3	30	3	
Hunt, Kareem	78	386	4.9	33	5	
Mayfield, Baker	37	134	3.6	14	1	
Landry, Jarvis	6	40	6.7	16t	2	
Schwartz, Anthony	6	39	6.5	10	0	
Felton Jr., Demetric	7	24	3.4	12	0	
Keenum, Case	12	22	1.8	10	0	
Beckham Jr., Odell	2	14	7.0	10	0	
Kelly Jr., John	2	13	6.5	11	0	
Stanton IV, Johnny	3	5	1.7	3	0	
Njoku, David	1	1	1.0	1	0	
Janovich, Andy	2	0	0.0	11	1	
Gilani, Jamie	1	0	0.0	0	0	
Team	485	2471	5.1	70t	20	
Opponents	437	1857	4.2	57t	13	

RECEIVING		NO	YDS	AVG	LG	TD
Landry, Jarvis	52	570	11.0	38	2	
Hooper, Austin	38	345	9.1	34	3	
Njoku, David	36	475	13.2	71t	4	
Peoples-Jones, Donovan	34	597	17.6	60t	3	
Higgins, Rashard	24	275	11.5	21	1	
Hunt, Kareem	22	174	7.9	23	0	
Bryant, Harrison	21	233	11.1	41	3	
Chubb, Nick	20	174	8.7	40	1	
Johnson, D'Ernest	19	137	7.2	18	0	
Felton Jr., Demetric	18	181	10.1	33t	2	
Beckham Jr., Odell	17	232	13.6	26	2	
Schwartz, Anthony	10	135	13.5	44	1	
Bradley, Ja Marcus	4	64	16.0	37	0	
Janovich, Andy	3	9	3.0	3	0	
Stanton IV, Johnny	2	7	3.5	6	1	
Mayfield, Baker	0	11	0.0	11	0	
Team	320	3619	11.3	71t	21	
Opponents	367	3712	10.1	75t	29	

INTERCEPTIONS		NO	YDS	AVG	LG	TD
Ward, Denzel	3	103	34.3	99t	1	
Johnson, John	3	31	10.3	31	0	
Williams, Greedy	2	7	3.5	7	0	
Smith, Malcolm	2	1	0.5	1	0	
Delpit, Grant	1	5	5.0	5	0	
Green, A.J.	1	1	1.0	1	0	
Harrison, Ronnie	1	0	0.0	0	0	
Team	13	148	11.4	99t	1	
Opponents	14	175	12.5	37	0	

PUNTING		NO	YDS	AVG	NET	TB	IN	LG	B
Gilani, Jamie	42	1842	43.9	39.5	1	15	65	0	
Colquhoun, Dustin	25	1038	41.5	36.1	2	6	56	0	
Naggar, Chris	67	2800	42.0	38.3	3	21	65	0	
Opponents	71	3425	48.2	42.1	5	16	66	0	

PUNT RETURNS		NO	FC	YDS	AVG	LG	TD
Felton Jr., Demetric	12	2	227	7.1	24	0	
Peoples-Jones, Donovan	12	3	95	7.9	20	0	
Natson, JoJo	3	0	15	5.0	8	0	
Team	47	5	337	7.2	24	0	
Opponents	30	15	257	8.6	29	0	

KICKOFF RETURNS		NO	YDS	AVG	LG	TD
Schwartz, Anthony	15	322	21.5	35	0	
Felton Jr., Demetric	9	172	19.1	28	0	
Johnson, D'Ernest	6	139	23.2	29	0	
Natson, JoJo	5	107	21.4	28	0	
Bradley, Ja Marcus	2	49	24.5	25	0	
Janovich, Andy	2	19	9.5	13	0	
Stewart, M.J.	1	20	20.0	20	0	
Team	40	628	20.7	35	0	
Opponents	39	791	20.3	31	0	

FIELD GOALS		1-19	20-29	30-39	40-49	50+	TOT
McLaughlin, Chase	0/0	3/3	4/4	4/10	4/4	4/4	15/21
Naggar, Chris	0/0	0/0	1/1	0/0	0/0	0/0	1/1
Team	0/0	3/3	5/5	4/10	4/4	4/4	16/22
Opponents	0/0	6/6	7/7	8/9	5/5	5/5	26/27

RECORDS

PASSING	ATT	CMP	YDS	PCT	AV/AT	TD	TD%	INT	INT%	LG	TKLD	RATING
Mayfield, Baker	418	253	3010	60.5%	7.2	17	4.1%	13	3.1%	71t	43/269	83.1
Keenum, Case	72	47	462	65.3%	6.4	3	4.2%	1	1.4%	34	5/29	91.3
Mullens, Nick	30	20	147	66.7%	4.9	1	3.3%	0	0.0%	25	0/0	89.2
Landry, Jarvis	0	0	0	0.0%	0.0	0	0.0%	0	0.0%	0	1/1	0.0
Team	520	320	3619	61.5%	7.0	21	4.0%	14	2.7%	71t	49/299	84.6
Opponents	576	367	3712	63.7%	6.4	29	5.0%	13	2.3%	75t	43/273	89.4

GAME DAY

2022 (7-10)

COACH: Kevin Stefanski
DIVISION FINISH: 4th AFC North
2022 USUAL STARTING LINEUPS

OFFENSE		DEFENSE	
WR 2	Amari Cooper	DE 95	Myles Garrett
LT 71	Jedrick Willis Jr.	DT 96	Jordan Elliott
LG 75	Joel Bitonio	DT 99	Taven Bryan
C 55	Ethan Pocic	DE 90	Jadeveon Clowney
72	Hjalte Froholdt	WILL 28	Jeremiah Owusu-Koramoah
RG 77	Wyatt Teller	MIKE 4	Anthony Walker Jr.
RT 78	Jack Conklin	50	Jacob Phillips
TE 85	David Njoku	CB 21	Denzel Ward
WR 11	Donovan Peoples-Jones	CB 20	Greg Newsome II
QB 7	Jacoby Brissett	S 43	John Johnson III
4	Deshaun Watson	S 22	Grant Delpit
RB 24	Nick Chubb	DB 33	Ronnie Harrison Jr.
TE 88	Harrison Bryant	23	Martin Emerson Jr.

RADIO ANNOUNCERS:
 Jim Donovan, Nathan Zegura (92.3 The Fan WKRR-FM, ESPN 850 WKNR, WNCX 98.5 FM)

DATE	RESULT	OPPONENT	ATT
9/11	W, 26-24	at Carolina Panthers	72,205
9/18	L, 30-31	New York Jets	67,431
9/22	W, 29-17	Pittsburgh Steelers	67,431
10/2	L, 20-23	at Atlanta Falcons	69,435
10/9	L, 28-30	Los Angeles Chargers	67,431
10/16	L, 15-38	New England Patriots	67,431
10/23	L, 20-23	at Baltimore Ravens	70,461
10/31	W, 32-13	Cincinnati Bengals	67,431
11/13	L, 17-39	at Miami Dolphins	66,563
11/20	L, 20-31	at Buffalo Bills	52,146
11/27	W, 23-17	Tampa Bay Buccaneers	67,431
12/4	W, 27-14	at Houston Texans	66,523
12/11	L, 20-23	at Cincinnati Bengals	66,222
12/17	W, 13-3	Baltimore Ravens	67,431
12/24	L, 10-17	New Orleans Saints	67,431
1/1	W, 24-10	at Washington Commanders	50,827
1/8	L, 14-28	at Pittsburgh Steelers	65,019

TEAM STATISTICS	BROWNS	OPPONENT
Total First Downs	350	329
Rushing	142	129
Passing	182	166
Penalty	26	34
3rd Down: Made/Att	88/231	85/215
3rd Down Pct.	38.1%	39.5%
4th Down: Made/Att	23/42	8/18
4th Down Pct.	54.8%	44.4%
Possession Avg.	31:31	28:29
Total Net Yards	5934	5635
Avg. Per Game	349.1	331.5
Total Plays	1116	1041
Avg. Per Play	5.3	5.4
Net Yards Rushing	2490	2299
Avg. Per Game	146.5	135.2
Total Rushes	532	488
Net Yards Passing	3444	3336
Avg. Per Game	202.6	196.2
Sacked/Yards Lost	44/266	34/211
Gross Yards	3710	3547
Attempts/Completions	540/335	519/315
Completion Pct.	62.0%	60.7%
Had Intercepted	12	11
Punts/Average	61/48.5	64/46.0
Net Punting Avg.	41	40.1
Penalties/Yards	102/865	88/714
Fumbles/Ball Lost	15/9	26/9
Touchdowns	42	42
Rushing	19	22
Passing	19	20
Returns	4	0

SCORE BY PERIODS	1ST	2ND	3RD	4TH	OT	TOT
Team	68	97	74	116	0	361
Opponents	39	127	94	121	0	381

SCORING	TD	RU	PA	RT	PAT	FG	2PT	PTS
York, Cade	0	0	0	0	35/37	24/32	0	107
Chubb, Nick	13	12	1	0	0/0	0/0	1	80
Cooper, Amari	9	0	0	0	0/0	0/0	0	54
Njoku, David	4	0	4	0	0/0	0/0	0	24
Hunt, Kareem	4	3	1	0	0/0	0/0	0	24
Peoples-Jones, Donovan	4	0	3	1	0/0	0/0	0	24
Ward, Denzel	2	0	0	2	0/0	0/0	0	12
Brissett, Jacoby	2	2	0	0	0/0	0/0	0	12
Watson, Deshaun	1	1	0	0	0/0	0/0	0	6

PASSING	ATT	CMP	YDS	PCT	AV/AT	TD	TD%	INT	INT%	LG	TKLD	RATING
Brissett, Jacoby	369	236	2608	64.0%	7.1	12	3.3%	6	1.6%	55	24/160	88.9
Watson, Deshaun	170	99	1102	58.2%	6.5	7	4.1%	5	2.9%	46t	20/106	79.1
Cooper, Amari	1	0	0	0.0%	0.0	0	0.0%	1	100.0%	0	0/0	0.0
Team	540	335	3710	62.0%	6.9	19	3.5%	12	2.2%	55	44/266	84.9
Opponents	519	315	3547	60.7%	6.8	20	3.9%	11	2.1%	75t	34/211	85.2

Bryant, Harrison 1 0 1 0 0/0 0/0 0 6
 Fields, Tony 1 0 0 1 0/0 0/0 0 6
 Schwartz, Anthony 1 1 0 0 0/0 0/0 0 6
 Team 42 19 19 4 35/37 24/32 1 361
 Opponents 42 22 20 0 35/39 30/35 1 381
SACKS: M.Garrett 16.0, T.Bryan 3.0, D.Jones 2.5, J.Clowney 2.0, J.Elliott 2.0, J.Phillips 2.0, C.Winovich 1.0, I.Thomas 1.0, M.Emerson 1.0, S.Takitaki 1.0, T.Togiai 0.5, J.Johnson 0.5, R.Harrison 0.5, G.Newsome 0.5, P.Winfrey 0.5.

Browns 34, Opponents 43

RUSHING	NO	YDS	AVG	LG	TD
Chubb, Nick	302	1525	5.0	41t	12
Hunt, Kareem	123	468	3.8	24t	3
Brissett, Jacoby	49	243	4.9	22	2
Watson, Deshaun	36	175	4.9	21	1
Schwartz, Anthony	4	57	14.3	31t	1
Johnson, D'Ernest	4	17	4.3	7	0
Ford, Jerome	8	12	1.5	9	0
Bryant Harrison	1	8	8.0	8	0
Peoples-Jones, Donovan	1	2	2.0	2	0
Felton Jr., Demetric	1	-4	-4.0	-4	0
Woods, Michael	1	-5	-5.0	-5	0
Njoku, David	2	-8	-4.0	-2	0
Team	532	2490	4.7	41t	19
Opponents	488	2299	4.7	71	22

RECEIVING	NO	YDS	AVG	LG	TD
Cooper, Amari	78	1160	14.9	55	9
Peoples-Jones, Donovan	61	839	13.8	42	3
Njoku, David	58	628	10.8	38	4
Hunt, Kareem	35	210	6.0	24	1
Bryant, Harrison	31	239	7.7	30	1
Chubb, Nick	27	239	8.9	26	1
Bell, David	24	214	8.9	20	0
Woods, Michael	5	45	9.0	15	0
Brown, Pharos	5	45	9.0	11	0
Schwartz, Anthony	4	51	12.8	19	0
Johnson, D'Ernest	3	7	2.3	7	0
Baldwin, Daylen	2	25	12.5	15	0
Felton Jr., Demetric	2	8	4.0	5	0
Forristall, Miller	0	0	0.0	0	0
Conklin, Jack	0	0	0.0	0	0
Team	335	3710	11.1	55	19
Opponents	315	3547	11.3	75t	20

INTERCEPTIONS	NO	YDS	AVG	LG	TD
Delpit, Grant	4	36	9.0	40	0
Ward, Denzel	3	0	0.0	0	0
Fields, Tony	1	16	16.0	16t	1
Jones, Deion	1	5	5.0	5	0
Johnson, John	1	0	0.0	0	0
Green, A.J.	1	0	0.0	0	0
Team	11	57	5.2	40	1
Opponents	12	144	12.0	36	0

PUNTING	NO	YDS	AVG	NET	TB	IN	LG	B
Bojorquez, Corey	61	2959	48.5	41.0	7	23	76	0
Team	61	2959	48.5	41.0	7	23	76	0
Opponents	64	2945	46.0	40.1	4	19	69	0

PUNT RETURNS	NO	FC	YDS	AVG	LG	TD
Peoples-Jones, Donovan	18	10	223	12.4	76t	1
Felton Jr., Demetric	7	1	42	6.0	15	0
Rogers, Chester	4	4	18	4.5	7	0
Darden, Jaelon	2	1	15	7.5	10	0
Team	31	16	298	9.6	76t	1
Opponents	26	9	319	12.3	46	0

KICKOFF RETURNS	NO	YDS	AVG	LG	TD
Ford, Jerome	30	723	24.1	48	0
Rogers, Chester	8	170	21.3	28	0
Johnson, D'Ernest	1	27	27.0	27	0
Bell, David	1	12	12.0	12	0
Felton Jr., Demetric	1	11	11.0	11	0
Team	41	943	23.0	48	0
Opponents	29	648	22.3	50	0

FIELD GOALS	1-19	20-29	30-39	40-49	50+	TOT
York, Cade	0/0	5/5	9/12	6/8	4/7	24/32
Team	0/0	5/5	9/12	6/8	4/7	24/32
Opponents	1/1	6/6	12/12	7/11	4/5	30/35

STAFF

PLAYERS

2021 SEASON

HISTORY

RECORDS

GAME DAY

ALL-TIME ATTENDANCE

YEAR	HOME GAMES	HOME ATTEND	ROAD ATTEND	PRESEASON ATTEND	PLAYOFF ATTEND	TOTAL ATTEND
1946	7	339,962	206,060	35,964	40,469	622,455
1947	7	392,760	270,619	33,106	61,879	758,364
1948	7	318,619	270,728	43,279	22,981	655,607
1949	6	189,604	211,565	63,997	39,820	504,986
1950	6	200,319	232,361	125,642	62,805	621,127
1951	6	231,414	231,854	259,359	57,540	780,167
1952	6	240,204	200,656	116,310	50,934	608,104
1953	6	274,671	183,272	189,571	54,577	702,091
1954	6	183,476	200,101	182,255	43,827	609,659
1955	6	251,444	220,892	247,200	87,695	807,231
1956	6	221,648	161,887	302,221	—	685,756
1957	6	324,165	222,185	226,348	55,263	827,961
1958	6	370,781	264,375	224,602	61,174	920,932
1959	6	338,380	257,990	191,477	—	787,847
1960	6	337,972	234,767	*197,513	—	770,252
1961	7	426,886	268,909	173,603	—	869,398
1962	7	422,043	289,807	240,081	—	951,931
1963	7	487,430	331,642	*267,807	—	1,086,879
1964	7	549,334	337,929	218,544	79,544	1,185,351
1965	7	557,283	369,055	254,591	50,852	1,231,781
1966	7	544,250	389,783	246,708	—	1,180,741
1967	7	544,807	402,976	*295,514	70,786	1,314,083
1968	7	527,107	366,524	291,232	162,125	1,346,988
1969	7	578,360	380,442	283,248	117,221	1,359,271
1970	7	567,377	379,082	347,558	—	1,294,017
1971	7	541,505	381,467	334,051	74,082	1,331,105
1972	7	528,591	382,182	397,140	80,010	1,387,923
1973**	7	490,406	382,124	329,183	—	1,201,713
1974	7	424,412	319,684	200,904	—	945,000
1975	7	390,440	358,175	180,338	—	928,953
1976	7	472,602	310,340	183,434	—	966,376
1977	7	480,805	380,166	248,178	—	1,109,149
1978	8	510,046	397,891	127,918	—	1,035,855
1979	8	593,821	400,029	169,623	—	1,163,473
1980	8	620,496	419,834	197,991	77,655	1,315,976
1981	8	601,725	470,856	232,523	—	1,305,104
1982	4	251,314	245,350	209,598	56,555	762,817
1983	8	564,639	414,621	202,840	—	1,182,100
1984	8	458,433	345,159	162,367	—	965,959
1985	8	535,752	445,250	156,607	75,128	1,212,737
1986	8	583,739	452,237	192,060	158,021	1,386,057
1987	7	492,939	378,368	193,325	154,579	1,219,211
1988	8	615,545	469,029	238,380	74,977	1,397,931
1989	8	613,415	483,534	289,305	153,752	1,540,006
1990	8	568,093	516,085	233,158	—	1,317,336
1991	8	571,752	432,264	216,260	—	1,220,276
1992	8	560,417	416,269	203,012	—	1,179,698
1993	8	568,474	415,133	166,496	—	1,150,103
1994	8	559,582	492,141	197,793	135,637	1,385,153
1995	8	512,392	458,037	177,653	—	1,148,082
1999	8	580,934	482,769	297,883	—	1,361,586
2000	8	581,544	475,595	270,697	—	1,327,836
2001	8	583,094	506,492	280,694	—	1,370,280
2002	8	586,294	523,767	265,136	62,595	1,446,792
2003	8	585,564	553,876	268,108	—	1,407,548
2004	8	584,840	556,930	282,059	—	1,423,829
2005	8	578,330	502,742	255,658	—	1,336,730
2006	8	578,672	533,569	275,716	—	1,387,957
2007	8	584,006	526,080	275,716	—	1,385,802
2008	8	582,230	565,392	265,211	—	1,412,833
2009	8	551,110	503,105	265,228	—	1,391,443
2010	8	528,933	488,974	225,951	—	1,243,858
2011	8	526,997	486,462	242,099	—	1,255,558
2012	8	533,058	532,210	235,981	—	1,301,249
2013	8	569,939	552,811	240,750	—	1,363,500
2014	8	539,400	544,455	243,632	—	1,327,487
2015	8	529,488	532,774	228,268	—	1,290,530
2016	8	514,489	530,336	242,829	—	1,287,654
2017	7	436,823	456,947	232,361	—	1,126,131
2018	8	526,122	519,319	243,120	—	1,288,561
2019	8	539,448	535,676	242,105	—	1,317,229
2020	8	80,440	69,925	—	16,730	167,095
2021	9	606,879	553,125	171,508	—	1,331,512
2022	8	539,448	579,401	189,248	—	1,308,097
TOTALS		35,379,713	29,164,418	16,237,825	2,239,213	83,102,169

* Includes Miami Playoff Bowl games at end of season.

** First year of new method of announcing attendance.

YEARLY RESULTS

STAFF
PLAYERS
2021 SEASON
HISTORY
RECORDS
GAME DAY

YEAR	LEAGUE	REGULAR SEASON				PLAYOFFS				COMBINED RECORD			
		W	L	T	%	W	L	T	%	W	L	T	%
1946 #	AAFC	12	2	0	.857	1	0	0	1.000	13	2	0	.867
1947 #	AAFC	12	1	1	.923	1	0	0	1.000	13	1	1	.929
1948 #	AAFC	14	0	0	1.000	1	0	0	1.000	15	0	0	1.000
1949 #	AAFC	9	1	2	.900	2	0	0	1.000	11	1	2	.917
1950 #	NFL	10	2	0	.833	2	0	0	1.000	12	2	0	.857
1951 #	NFL	11	1	0	.917	0	1	0	.000	11	2	0	.846
1952 #	NFL	8	4	0	.667	0	1	0	.000	8	5	0	.615
1953 #	NFL	11	1	0	.917	0	1	0	.000	11	2	0	.846
1954 #	NFL	9	3	0	.750	1	0	0	1.000	10	3	0	.769
1955 #	NFL	9	2	1	.818	1	0	0	1.000	10	2	1	.833
1956	NFL	5	7	0	.417	0	0	0	.000	5	7	0	.417
1957 #	NFL	9	2	1	.818	0	1	0	.000	9	3	1	.750
1958 #	NFL	9	3	0	.750	0	1	0	.000	9	4	0	.692
1959	NFL	7	5	0	.583	0	0	0	.000	7	5	0	.583
1960	NFL	8	3	1	.727	0	0	0	.000	8	3	1	.727
1961	NFL	8	5	1	.615	0	0	0	.000	8	5	1	.615
1962	NFL	7	6	1	.538	0	0	0	.000	7	6	1	.538
1963	NFL	10	4	0	.714	0	0	0	.000	10	4	0	.714
1964 #	NFL	10	3	1	.769	1	0	0	1.000	11	3	1	.786
1965 #	NFL	11	3	0	.786	0	1	0	.000	11	4	0	.733
1966	NFL	9	5	0	.643	0	0	0	.000	9	5	0	.643
1967 #	NFL	9	5	0	.643	0	1	0	.000	9	6	0	.600
1968 #	NFL	10	4	0	.714	1	1	0	.500	11	5	0	.688
1969 #	NFL	10	3	1	.769	1	1	0	.500	11	4	1	.733
1970	NFL	7	7	0	.500	0	0	0	.000	7	7	0	.500
1971 #	NFL	9	5	0	.643	0	1	0	.000	9	6	0	.600
1972 #	NFL	10	4	0	.714	0	1	0	.000	10	5	0	.667
1973	NFL	7	5	2	.583	0	0	0	.000	7	5	2	.583
1974	NFL	4	10	0	.286	0	0	0	.000	4	10	0	.286
1975	NFL	3	11	0	.214	0	0	0	.000	3	11	0	.214
1976	NFL	9	5	0	.643	0	0	0	.000	9	5	0	.643
1977	NFL	6	8	0	.429	0	0	0	.000	6	8	0	.429
1978	NFL	8	8	0	.500	0	0	0	.000	8	8	0	.500
1979	NFL	9	7	0	.563	0	0	0	.000	9	7	0	.563
1980 #	NFL	11	5	0	.688	0	1	0	.000	11	6	0	.647
1981	NFL	5	11	0	.313	0	0	0	.000	5	11	0	.313
1982 *	NFL	4	5	0	.444	0	1	0	.000	4	6	0	.400
1983	NFL	9	7	0	.563	0	0	0	.000	9	7	0	.563
1984	NFL	5	11	0	.313	0	0	0	.000	5	11	0	.313
1985 #	NFL	8	8	0	.500	0	1	0	.000	8	9	0	.471
1986 #	NFL	12	4	0	.750	1	1	0	.500	13	5	0	.722
1987 #	NFL	10	5	0	.667	1	1	0	.500	11	6	0	.647
1988 *	NFL	10	6	0	.625	0	1	0	.000	10	7	0	.588
1989 #	NFL	9	6	1	.600	1	1	0	.500	10	7	1	.588
1990	NFL	3	13	0	.188	0	0	0	.000	3	13	0	.188
1991	NFL	6	10	0	.375	0	0	0	.000	6	10	0	.375
1992	NFL	7	9	0	.438	0	0	0	.000	7	9	0	.438
1993	NFL	7	9	0	.438	0	0	0	.000	7	9	0	.438
1994 *	NFL	11	5	0	.688	1	1	0	.500	12	6	0	.667
1995	NFL	5	11	0	.313	0	0	0	.000	5	11	0	.313
1999	NFL	2	14	0	.125	0	0	0	.000	2	14	0	.125
2000	NFL	3	13	0	.188	0	0	0	.000	3	13	0	.188
2001	NFL	7	9	0	.438	0	0	0	.000	7	9	0	.438
2002 *	NFL	9	7	0	.563	0	1	0	.000	9	8	0	.529
2003	NFL	5	11	0	.313	0	0	0	.000	5	11	0	.313
2004	NFL	4	12	0	.250	0	0	0	.000	4	12	0	.250
2005	NFL	6	10	0	.375	0	0	0	.000	6	10	0	.375
2006	NFL	4	12	0	.250	0	0	0	.000	4	12	0	.250
2007	NFL	10	6	0	.625	0	0	0	.000	10	6	0	.625
2008	NFL	4	12	0	.250	0	0	0	.000	4	12	0	.250
2009	NFL	5	11	0	.313	0	0	0	.000	5	11	0	.313
2010	NFL	5	11	0	.313	0	0	0	.000	5	11	0	.313
2011	NFL	4	12	0	.250	0	0	0	.000	4	12	0	.250
2012	NFL	5	11	0	.313	0	0	0	.000	5	11	0	.313
2013	NFL	4	12	0	.250	0	0	0	.000	4	12	0	.250
2014	NFL	7	9	0	.438	0	0	0	.000	7	9	0	.438
2015	NFL	3	13	0	.188	0	0	0	.000	3	13	0	.188
2016	NFL	1	15	0	.063	0	0	0	.000	1	15	0	.063
2017	NFL	0	16	0	.000	0	0	0	.000	0	16	0	.000
2018	NFL	7	8	1	.469	0	0	0	.000	7	8	1	.469
2019	NFL	6	10	0	.375	0	0	0	.000	6	10	0	.375
2020*	NFL	11	5	0	.688	1	1	0	.500	12	6	0	.667
2021	NFL	8	9	0	.470	0	0	0	.000	8	9	0	.470
NFL Totals		494	514	11	.490	12	21	0	.364	506	535	11	.486
AAFC Totals		47	4	3	.898	5	0	0	1.000	52	4	3	.907
Franchise Totals		539	518	14	.510	17	21	0	.447	558	539	14	.509

Bold Denotes League Champions: 8 times (4 AAFC 1946, 1947, 1948, 1949; 4 NFL 1950, 1954, 1955, 1964)

Denotes playoff appearance; 24 post-season appearances

* Denotes wild-card qualifier for playoffs

BROWNS IN NFL CHAMPIONSHIP GAMES

12/24/1950: BROWNS 30, vs. Los Angeles Rams 28
 12/23/1951: at Los Angeles Rams 24, BROWNS 17
 12/18/1952: vs. Detroit Lions 17, BROWNS 7
 12/17/1953: at Detroit Lions 17, BROWNS 16
 12/26/1954: BROWNS 56, vs. Detroit Lions 10
 12/26/1955: BROWNS 38, at Los Angeles Rams 14
 12/29/1957: at Detroit Lions 59, BROWNS 14
 12/27/1964: BROWNS 27, vs. Baltimore Colts 0
 1/2/1966: at Green Bay Packers 23, BROWNS 12
 12/29/1968: vs. Baltimore Colts 34, BROWNS 0
 1/4/1970: at Minnesota Vikings 27, BROWNS 7

BROWNS IN CONFERENCE PLAYOFF GAMES

12/17/1950: BROWNS 8, vs. New York Giants 3
 12/21/1958: at New York Giants 10, BROWNS 0
 12/24/1967: at Dallas Cowboys 52, BROWNS 14
 12/21/1968: BROWNS 31, vs. Dallas Cowboys 20
 12/28/1969: BROWNS 38, at Dallas Cowboys 14
 1/11/1987: vs. Denver Broncos 23, BROWNS 20 (OT)
 1/17/1988: at Denver Broncos 38, BROWNS 33
 1/14/1990: at Denver Broncos 37, BROWNS 21

BROWNS IN DIVISIONAL PLAYOFF GAMES

12/26/1971: vs. Baltimore Colts 20, BROWNS 3
 12/24/1972: at Miami Dolphins 20, BROWNS 14
 1/4/1980: vs. Oakland Raiders 14, BROWNS 12

1/8/1983: at Los Angeles Raiders 27, BROWNS 10
 1/4/1986: at Miami Dolphins 24, BROWNS 21
 1/11/1987: BROWNS 23, vs. New York Jets 20 (2 OT)
 1/9/1988: BROWNS 38, vs. Indianapolis Colts 21
 1/6/1990: BROWNS 34, vs. Buffalo Bills 30
 1/7/1995: at Pittsburgh Steelers 29, BROWNS 9
 1/17/2021: at Kansas City Chiefs 22, BROWNS 17

BROWNS IN WILD CARD PLAYOFF GAMES

12/24/1988: vs. Houston Oilers 24, BROWNS 23
 1/1/1995: BROWNS 20, vs. New England Patriots 13
 1/5/2003: at Pittsburgh Steelers 36, BROWNS 33
 1/10/2021: BROWNS 48, at Pittsburgh Steelers 37

BROWNS IN PLAYOFF BOWLS


1/7/1961: Detroit Lions 17, BROWNS 16 (at Miami)
 1/5/1964: Green Bay Packers 40, BROWNS 23 (at Miami)
 1/7/1968: Los Angeles Rams 30, BROWNS 6 (at Miami)

BROWNS IN AAFC ALL-STAR GAMES

12/18/1949: AAFC All-Stars 12, BROWNS 7

BROWNS IN COLLEGE ALL-STAR GAMES

8/17/1951: BROWNS 33, All-Stars 0
 8/12/1955: All-Stars 30, BROWNS 27
 8/10/1956: BROWNS 26, All-Stars 0
 8/6/1965: BROWNS 24, All-Stars 16



RECORDS

24

RECORDS

CAREER TOP 10

SCORING

PLAYER	YEARS	TD	PAT	FG	TOTAL	
1. Lou Groza	1950-59	61-67	1	641	234	1,349
2. Phil Dawson	1999-2012	1	350	305	1,271	
3. Don Cockroft	1968-80	0	432	216	1,080	
4. Jim Brown	1957-65	126	0	0	756	
5. Matt Bahr	1981-89	0	248	143	677	
6. Leroy Kelly	1964-73	90	0	0	540	
7. Matt Stover	1991-95	0	156	108	480	
8. Gary Collins	1962-72	70	0	0	420	
9. Ray Renfro	1952-63	55	0	0	330	
10. Kevin Mack	1985-93	54	0	0	324	

RUSHING

PLAYER	YEARS	CARRIES	YARDS	AVG.	TD
1. Jim Brown	1957-65	2,359	12,312	5.2	106
2. Leroy Kelly	1964-73	1,727	7,274	4.2	74
3. Mike Pruitt	1976-84	1,593	6,540	4.1	47
4. Nick Chubb	2018-22	1,210	6,341	5.2	48
5. Greg Pruitt	1973-81	1,158	5,496	4.7	25
6. Kevin Mack	1985-93	1,291	5,123	4.0	46
7. Earnest Byner	1984-88, 94-95	862	3,364	3.9	27
8. Ernie Green	1962-68	668	3,204	4.8	15
9. Isaiah Crowell	2014-17	737	3,118	4.2	21
10. Jamal Lewis	2007-09	720	2,806	3.9	13

ATTEMPTS

PLAYER	YEARS	ATTEMPTS
1. Jim Brown	1957-65	2,359
2. Leroy Kelly	1964-73	1,727
3. Mike Pruitt	1976-84	1,593
4. Kevin Mack	1985-93	1,291
5. Nick Chubb	2018-22	1,210
6. Greg Pruitt	1973-81	1,158
7. Earnest Byner	1984-88, 94-95	862
8. Isaiah Crowell	2014-17	737
9. Jamal Lewis	2007-09	720
10. Ernie Green	1962-68	668

TOUCHDOWNS

PLAYER	YEARS	RUSHING TDS
1. Jim Brown	1957-65	106
2. Leroy Kelly	1964-73	74
3. Nick Chubb	2018-22	48
4. Mike Pruitt	1976-84	47
5. Kevin Mack	1985-93	46
6. Otto Graham	1950-55	33
7. Earnest Byner	1984-88, 94-95	27
8. Greg Pruitt	1973-81	25
9. Isaiah Crowell	2014-17	21
10. Bo Scott	1969-74	18

PASSING

PLAYER	YEARS	ATTEMPTS
1. Brian Sipe	1974-83	3,439
2. Bernie Kosar	1985-93	3,150
3. Baker Mayfield	2018-21	1,924
4. Frank Ryan	1962-68	1,755
5. Tim Couch	1999-03	1,714
6. Otto Graham	1950-55	1,565
7. Mike Phipps	1970-76	1,317
8. Bill Nelsen	1968-72	1,314
9. Derek Anderson	2005-09	1,109
10. Mitt Plum	1957-61	1,093

COMPLETIONS

PLAYER	YEARS	COMPLETIONS
1. Brian Sipe	1974-83	1,944
2. Bernie Kosar	1985-93	1,853
3. Baker Mayfield	2018-21	1,185
4. Tim Couch	1999-03	1,025
5. Frank Ryan	1962-68	907
6. Otto Graham	1950-55	872
7. Bill Nelsen	1968-72	689
8. Mike Phipps	1970-76	633
9. Mitt Plum	1957-61	627
10. Derek Anderson	2005-09	587

YARDS

PLAYER	YEARS	YARDS
1. Brian Sipe	1974-83	23,713
2. Bernie Kosar	1985-93	21,904
3. Baker Mayfield	2018-21	14,125
4. Otto Graham	1950-55	13,499
5. Frank Ryan	1962-68	13,361
6. Tim Couch	1999-03	11,131
7. Bill Nelsen	1968-72	9,725
8. Mitt Plum	1957-61	8,914
9. Mike Phipps	1970-76	7,700
10. Vinny Testaverde	1993-95	7,255

TOUCHDOWNS

PLAYER	YEARS	TOUCHDOWNS
1. Brian Sipe	1974-83	154
2. Frank Ryan	1962-68	134
3. Bernie Kosar	1985-93	116
4. Baker Mayfield	2018-21	92
5. Otto Graham	1950-55	88
6. Bill Nelsen	1968-72	71
7. Mitt Plum	1957-61	66
8. Tim Couch	1999-03	64
9. Vinny Testaverde	1993-95	46
10. Derek Anderson	2005-09	47

QUARTERBACK RATING (MINIMUM 750 ATTEMPTS)

PLAYER	YEARS	ATT	COMP	YARDS	TD	INT	RATING
1. Mitt Plum	1957-61	1,083	627	8,914	66	39	89.9
2. Baker Mayfield	2018-21	1,924	1,185	14,125	92	56	87.8
3. Bernie Kosar	1985-93	3,150	1,853	21,904	116	81	81.6
4. Frank Ryan	1962-68	1,755	907	13,361	134	88	81.4
5. Vinny Testaverde	1993-95	998	578	7,255	47	37	80.9
6. Otto Graham	1950-55	1,565	872	13,499	88	94	78.2
7. Tim Couch	1999-03	1,714	1,025	11,131	64	67	75.1
8. Brian Sipe	1974-83	3,439	1,944	23,713	154	149	74.8
9. Bill Nelsen	1968-72	1,314	689	9,725	71	71	72.1
10. Brandon Weeden	2012-13	784	438	5,116	23	26	71.8

RECEIVING

RECEPTIONS

PLAYER	YEARS	RECEPTIONS
1. Ozzie Newsome	1978-90	662
2. Gary Collins	1962-71	331
3. Greg Pruitt	1973-81	323
4. Kevin Johnson	1999-03	315
Brian Brennan	1984-91	315
6. Reggie Rucker	1975-81	310
7. Webster Slaughter	1986-91	305
8. Eric Metcalf	1989-94	297
9. Jarvis Landry	2018-21	288
10. Ray Renfro	1952-63	281

RECEIVING YARDS

PLAYER	YEARS	REC.	YARDS	AVG.	TDS
1. Ozzie Newsome	1978-90	662	7,980	12.1	47
2. Ray Renfro	1952-63	281	5,508	19.6	50
3. Gary Collins	1962-71	331	5,299	16.0	70
4. Paul Warfield	1964-69, 76-77	271	5,210	19.2	52
5. Reggie Rucker	1975-81	310	4,953	16.0	32
6. Webster Slaughter	1986-91	305	4,834	15.8	27
7. Dave Logan	1976-83	262	4,247	16.2	24
8. Mitt Morin	1966-75	271	4,208	15.5	16
9. Brian Brennan	1984-91	315	4,148	13.2	19
10. Dante Lavelli	1950-56*	244	3,908	16.0	33

AVERAGE PER RECEPTION (MINIMUM 100 RECEPTIONS)

PLAYER	YEARS	AVERAGE
1. Ray Renfro	1952-63	19.6
2. Paul Warfield	1964-69, 76-77	19.2
3. Ricky Feacher	1976-84	18.4
4. Darrel Brewster	1952-58	18.3
5. Josh Gordon	2012-18	17.3
6. Dub Jones	1950-55	16.8
7. Michael Jackson	1991-95	16.5
8. Dave Logan	1976-83	16.2
9. Dante Lavelli	1950-56*	16.0
Gary Collins	1962-71	16.0
Reggie Rucker	1975-81	16.0
Donovan Peoples-Jones	2020-22	16.0

*Does not include AAFC statistics

INTERCEPTIONS

PLAYER	YEARS	NO.	YARDS	AVG.	TD
1. Thom Darden	1972-74, 76-81	45	820	18.2	2
2. Warren Lahr	1950-59	40	530	13.3	5
3. Clarence Scott	1971-83	39	407	10.4	2
4. Ken Konz	1953-59	30	392	13.1	4
5. Bernie Parrish	1959-66	29	557	19.2	3
6. Ross Fichtner	1960-67	27	581	21.5	3
Mike Howell	1965-72	27	252	9.3	0
8. Felix Wright	1985-90	26	469	18.0	2
Hanford Dixon	1981-89	26	225	8.7	0
Tommy James	1950-55	26	208	8.0	0

PUNT RETURNS

PLAYER	YEARS	NO.
1. Dennis Northcutt	2000-06	202
2. Joshua Cribbs	2005-12	195
3. Gerald McNeil	1986-89	161
4. Eric Metcalf	1989-94	127
5. Dino Hall	1979-83	111
6. Leroy Kelly	1964-73	94
7. Keith Wright	1978-80	78
8. Travis Benjamin	2012-15	68
Ken Konz	1953-59	68
10. Billy Reynolds	1953-54, 57	67

RETURN YARDS

PLAYER	YEARS	YARDS
1. Joshua Cribbs	2005-12	2,154
2. Dennis Northcutt	2000-06	2,149
3. Gerald McNeil	1986-89	1,545
4. Eric Metcalf	1989-94	1,341
5. Leroy Kelly	1964-73	990
6. Dino Hall	1979-83	901
7. Travis Benjamin	2012-15	857
8. Greg Pruitt	1973-81	659
9. Bobby Mitchell	1958-61	607
10. Ken Konz	1953-59	556

RETURN AVERAGE (MINIMUM 50 RETURNS)

PLAYER	YEARS	NO.	YARDS	AVG.	TD
1. Travis Benjamin	2012-15	68	857	12.6	3
2. Greg Pruitt	1973-81	56	659	11.8	0
3. Bobby Mitchell	1958-61	54	607	11.2	3
4. Joshua Cribbs	2005-12	195	2,154	11.0	3
5. Dennis Northcutt	2000-06	202	2,149	10.6	3
Eric Metcalf	1989-94	127	1,341	10.6	5
7. Leroy Kelly	1964-73	94	990	10.5	3
8. Gerald McNeil	1986-89	161	1,545	9.6	1
9. Ken Konz	1953-59	68	556	8.2	1
10. Dino Hall	1979-83	111	901	8.1	0

KICKOFF RETURNS

RETURNS

PLAYER	YEARS	NO.
1. Joshua Cribbs	2005-12	387
2. Dino Hall	1979-83	151
3. Eric Metcalf	1989-94	139
4. Andre' Davis	2002-04	88
5. Glen Young	1984-85, 87-88	87
6. Randy Baldwin	1991-94	82
7. Leroy Kelly	1964-73	76
8. Keith Wright	1978-80	70
9. Gerald McNeil	1986-89	64
10. Bobby Mitchell	1958-61	62
Walter Roberts	1964-66	62

RETURN YARDS

PLAYER	YEARS	YARDS
1. Joshua Cribbs	2005-12	10,015
2. Dino Hall	1979-83	3,185
3. Eric Metcalf	1989-94	2,806
4. Glen Young	1984-85, 87-88	2,079
5. Randy Baldwin	1991-94	1,872
6. Andre' Davis	2002-04	1,871
7. Leroy Kelly	1964-73	1,784
8. Keith Wright	1978-80	1,767
9. Walter Roberts	1964-66	1,608
10. Bobby Mitchell	1958-61	1,550

KICKOFF RETURN AVERAGE (MINIMUM 50 RETURNS)

PLAYER	YEARS	NO.	YARDS	AVG.	TD
1. Greg Pruitt	1973-81	58	1,523	26.3	1
2. Walter Roberts	1964-66	62	1,608	25.9	0
Joshua Cribbs	2005-12	387	10,015	25.9	8
4. Keith Wright	1978-80	70	1,767	25.2	0
5. Bobby Mitchell	1958-61	62	1,550	25.0	3
6. Billy Lefear	1972-75	60	1,461	24.4	0
7. Glen Young	1984-85, 87-88	87	2,079	23.9	0
8. Leroy Kelly	1964-73	76	1,784	23.5	0
9. Randy Baldwin	1991-94	82	1,872	22.8	1
10. Andre' Davis	2002-04	88	1,871	21.3	1

COMBINED YARDS*

PLAYER	YEARS	ATT.	YARDS	AVG.
1. Jim Brown	1957-65	2,650	15,459	5.8
2. Joshua Cribbs	2005-12	817	14,083	17.2
3. Leroy Kelly	1964-73	2,087	12,329	5.9
4. Greg Pruitt	1973-81	1,595	10,700	6.7
5. Eric Metcalf	1989-94	1,155	9,108	7.9
6. Mike Pruitt	1976-84	1,860	8,538	4.6
7. Ozzie Newsome	1978-90	682	8,144	11.9
8. Nick Chubb	2018-22	1,329	7,331	5.5
9. Kevin Mack	1985-93	1,488	6,725	4.5
10. Ray Renfro	1952-63	467	6,569	14.1

*Includes rushing, receiving, punt returns and kickoff returns.

TOP 10 SEASONS

SCORING

PLAYER	YEAR	TD	PAT	FG	TOTAL
1. Jim Brown	1965	21	0	0	126
2. Leroy Kelly	1968	20	0	0	120
Phil Dawson	2007	0	42	26	120
4. Phil Dawson	2012	0	29	29	116
5. Lou Groza	1964	0	49	22	115
6. Matt Stover	1995	0	26	29	113
7. Matt Stover	1994	0	32	26	110
8. Lou Groza	1953	0	39	23	108
Jim Brown	1958	18	0	0	108
Jim Brown	1962	18	0	0	108
Phil Dawson	2008	0	18	30	108

RUSHING YARDS

PLAYER	YEAR	ATT	YARDS	AVG.	TD
1. Jim Brown	1963	291	1,863	6.4	12
2. Jim Brown	1965	289	1,544	5.3	17
3. Jim Brown	1958	257	1,527	5.9	17
4. Nick Chubb	2022	302	1,525	5.2	12
5. Nick Chubb	2019	298	1,494	5.0	8
6. Jim Brown	1964	280	1,446	5.2	7
7. Jim Brown	1961	305	1,408	4.6	8
8. Jim Brown	1959	290	1,329	4.6	14
9. Jamal Lewis	2007	298	1,304	4.4	9
10. Mike Pruitt	1979	264	1,294	4.9	9

PASSING

YARDS

PLAYER	YEAR	ATT	COMP	YARDS	TD	INT	RATING
1. Brian Sipe	1980	554	337	4,132	30	14	91.4
2. Brian Sipe	1981	567	313	3,876	17	25	68.2
3. Bernie Kosar	1986	531	310	3,854	17	10	83.8
4. Baker Mayfield	2019	534	317	3,827	22	21	78.8
5. Brian Sipe	1979	535	286	3,793	28	26	73.4
6. Derek Anderson	2007	527	298	3,787	29	19	82.5
7. Baker Mayfield	2018	486	310	3,725	27	14	93.7
8. Brian Sipe	1983	496	291	3,566	26	23	79.1
9. Baker Mayfield	2020	486	305	3,563	26	8	95.9
10. Bernie Kosar	1989	513	303	3,533	18	14	80.3

QUARTERBACK RATING (MINIMUM 200 ATTEMPTS)

PLAYER	YEAR	ATT	COMP	YARDS	TD	INT	RATING
1. Mitt Plum	1960	250	151	2,297	21	5	110.37
2. Otto Graham	1953	258	167	2,722	11	9	99.66
3. Baker Mayfield	2020	486	305	3,563	26	8	95.90
4. Bernie Kosar	1987	389	241	3,033	22	9	95.41
5. Baker Mayfield	2018	486	310	3,725	27	14	93.69
6. Josh McCown	2015	292	186	2,109	12	4	93.25
7. Brian Sipe	1980	554	337	4,132	30	14	91.37
8. Frank Ryan	1963	256	135	2,038	25	13	90.59
9. Mitt Plum	1961	302	177	2,416	18	10	90.33
10. Jacoby Brissett	2022	369	236	2,608	12	6	88.89

RECEIVING

RECEPTIONS

PLAYER	YEAR	RECEPTIONS
1. Ozzie Newsome	1983	89
Ozzie Newsome	1984	89
Kellen Winslow	2006	89
4. Josh Gordon	2013	87
5. Kevin Johnson	2001	84
6. Jarvis Landry	2019	83
7. Kellen Winslow	2007	82
8. Jarvis Landry	2018	81
9. Jordan Cameron	2013	80
Braylon Edwards	2007	80

YARDS

PLAYER	YEAR	YARDS
1. Josh Gordon	2013	1,646
2. Braylon Edwards	2007	1,289
3. Webster Slaughter	1989	1,236
4. Jarvis Landry	2019	1,174
5. Amari Cooper	2022	1,160
6. Kellen Winslow	2007	1,106
7. Kevin Johnson	2001	1,097
8. Paul Warfield	1968	1,067
9. Gary Barnidge	2015	1,043
10. Odell Beckham Jr.	2019	1,035

INTERCEPTIONS

PLAYER	YEAR	NO	YARDS	AVG	TD
1. Thom Darden	1978	10	200	20.0	0
Anthony Henry	2001	10	177	17.7	1
3. Tommy James	1950	9	69	7.7	0
Felix Wright	1989	9	91	10.1	1
Eric Turner	1994	9	199	22.1	1
6. Warren Lahr	1950	8	99	12.4	2
Jim Shofer	1960	8	75	9.4	0
Bobby Franklin	1960	8	131	16.4	2
Mike Howell	1966	8	62	7.8	0
Ross Fichtner	1966	8	152	19.0	1
Ben Davis	1968	8	162	20.3	0
Thom Darden	1974	8	105	13.1	0

PUNTING GROSS AVG.

PLAYER	YEAR	NO	YARDS	AVG.	LG	BLOCK
1. Corey Bojorquez	2022	61	2,959	48.51	76	0
2. Britton Colquitt	2017	80	2,894	47.62	67	1
3. Andy Lee	2015	70	3,270	46.71	67	0
4. Gary Collins	1965	65	3,035	46.69	71	0
5. Jamie Gillan	2019	63	2,913	46.24	71	1
6. Horace Gillom	1952	61	2,787	45.69	73	1
7. Chris Gardocki	2000	108	4,919	45.55	67	0
8. Horace Gillom	1951	73	3,321	45.49	66	0
9. Dave Zastudil	2008	75	3,410	45.47	65	0
10. Britton Colquitt	2018	83	3,767	45.39	79	2

PUNT RETURN AVG.

PLAYER	YEAR	NO	YARDS	AVG.	TD
1. Leroy Kelly	1965	17	265	15.6	2
2. Dennis Northcutt	2002	25	367	14.7	2
3. Joshua Cribbs	2007	30	405	13.5	1
4. Greg Pruitt	1974	27	349	12.9	0
Eric Metcalfe	1993	36	464	12.9	2
6. Ben Davis	1967	18	229	12.7	1
7. Donovan Peoples-Jones	2022	18	223	12.4	1
Ken Carpenter	1951	14	173	12.4	0
9. Dennis Northcutt	2004	36	432	12.0	0
Joshua Cribbs	2012	38	457	12.0	0

KICKOFF RETURN AVG.

PLAYER	YEAR	NO	YARDS	AVG.	TD
1. Billy Lefear	1975	13	412	31.7	0
2. Joshua Cribbs	2007	59	1,809	30.7	2
3. Billy Reynolds	1954	14	413	29.5	0
4. Bo Scott	1969	25	722	28.9	0
5. Greg Pruitt	1973	16	453	28.3	0
6. Walter Roberts	1964	24	661	27.5	0
Greg Pruitt	1974	22	606	27.5	1
Joshua Cribbs	2009	56	1,542	27.5	3
9. Walter Roberts	1965	18	493	27.4	0
Joshua Cribbs	2012	43	1,178	27.4	0

COMBINED YARDS*

PLAYER	YEAR	ATT	YARDS	AVG.
1. Joshua Cribbs	2009	169	2,510	14.9
2. Joshua Cribbs	2007	101	2,312	22.9
3. Jim Brown	1963	315	2,131	6.8
4. Leroy Kelly	1966	273	2,014	7.4
5. Eric Metcalfe	1993	243	1,932	8.0
6. Jim Brown	1961	353	1,917	5.4
7. Joshua Cribbs	2011	121	1,905	15.7
8. Jim Brown	1965	323	1,872	5.8
9. Greg Pruitt	1975	288	1,798	6.2
10. Jim Brown	1964	316	1,786	5.7

*Includes rushing, receiving, punt returns and kickoff returns.

STAFF
PLAYERS
2021 SEASON
HISTORY
RECORDS
GAME DAY

TOP 10 GAME PERFORMANCES

RUSHING YARDS

PLAYER	OPPONENT	DATE	YARDS
1. Jerome Harrison	at Kansas City	12/20/2009	286
2. Jim Brown	vs. L.A. Rams	11/24/1957	237
Jim Brown	vs. Philadelphia	11/19/1961	237
4. Bobby Mitchell	at Washington	11/15/1959	232
Jim Brown	at Dallas	9/22/1963	232
6. Jim Brown	at Philadelphia	11/3/1963	223
7. Jamal Lewis	vs. Cincinnati	9/16/2007	216
8. Greg Pruitt	vs. Kansas City	12/14/1975	214
9. Greg Pruitt	at Atlanta	10/17/1976	191
10. Marion Motley	vs. Pittsburgh	10/29/1950	188
Jim Brown	at Dallas	10/18/1964	188
Earnest Byner	at Houston Oilers	12/16/1984	188

PASSING

YARDS

PLAYER	OPPONENT	DATE	YARDS	ATT	COMP
1. Josh McCown	at Baltimore	10/11/2015	457	51	36
2. Brian Sipe	vs. Baltimore	10/25/1981	444	41	30
3. Bernie Kosar	vs. Pittsburgh	11/23/1986	414	46	28
4. Kelly Holcomb	at Cincinnati	11/28/2004	413	39	30
5. Otto Graham	at Pittsburgh	10/4/1952	401	49	21
6. Bernie Kosar	vs. Miami	11/10/1986	401	50	32
7. Baker Mayfield	at Houston	12/2/2018	397	43	29
8. Kelly Holcomb	vs. Arizona	11/16/2003	392	35	29
9. Jason Campbell	at New England	12/8/2013	391	44	29
Brian Sipe	vs. Green Bay	10/19/1980	391	39	24

HIGHEST QUARTERBACK RATING (MINIMUM 15 ATTEMPTS)

PLAYER	OPPONENT	DATE	RATING
1. Otto Graham	vs. Chicago Cardinals	10/10/1954	158.33
Brian Sipe	vs. Buffalo	10/29/1978	158.33
3. Milt Plum	vs. St. Louis Cardinals	11/13/1960	154.86
4. Milt Plum	vs. Washington	10/25/1959	153.94
5. Baker Mayfield	at Atlanta	11/11/2018	151.25
6. Brian Sipe	at Baltimore	11/19/1978	150.57
7. Baker Mayfield	at Tennessee	12/6/2020	146.96
8. Frank Ryan	at New York Giants	10/24/1965	146.39
9. Bernie Kosar	vs. Dallas	12/4/1988	145.29
10. Milt Plum	vs. Philadelphia	10/23/1960	145.08

RECEIVING

RECEPTIONS

PLAYER	OPPONENT	DATE	REC
1. Josh Gordon	vs. Pittsburgh	11/24/2013	14
Ozzie Newsome	vs. New York Jets	10/14/1984	14
3. Mac Speedie	vs. Chicago Cardinals	11/9/1952	11
Webster Slaughter	at Pittsburgh	12/22/1991	11
Kevin Johnson	at San Francisco	9/21/2003	11
Kellen Winslow	at San Diego	11/5/2006	11
Kellen Winslow	at Houston Texans	12/31/2006	11
Kellen Winslow	vs. Seattle	11/4/2007	11
9. Dub Jones	at Washington	12/10/1950	10
Gern Nagler	at Pittsburgh	11/20/1960	10

Greg Pruitt	vs. New York Jets	12/7/1980	10
Ozzie Newsome	vs. San Diego	12/5/1982	10
Ozzie Newsome	at Cincinnati	12/12/1982	10
Ozzie Newsome	vs. Houston Oilers	11/25/1984	10
Earnest Byner	vs. Cincinnati	9/18/1986	10
Brian Brennan	at Cincinnati	10/18/1987	10
Leroy Hoard	at Houston Oilers	11/17/1991	10
Leroy Hoard	vs. Houston Oilers	12/15/1991	10
Darrin Chiaverini	vs. Jacksonville	12/19/1999	10
Jamel White	at Tampa Bay	10/13/2002	10
Kellen Winslow	vs. Houston Texans	11/25/2007	10
Kellen Winslow	vs. Denver	11/6/2008	10
Benjamin Watson	at Miami	12/5/2010	10
Josh Gordon	at Minnesota	9/22/2013	10
Jordan Cameron	vs. Cincinnati	9/29/2013	10
Josh Gordon	vs. Jacksonville	12/1/2013	10
Jarvis Landry	at Tampa Bay	10/21/2018	10
Jarvis Landry	vs. Miami	11/24/2019	10

YARDS

PLAYER	OPPONENT	DATE	YARDS
1. Josh Gordon	vs. Jacksonville	12/1/2013	261
2. Josh Gordon	vs. Pittsburgh	11/24/2013	237
3. Ozzie Newsome	vs. New York Jets	10/14/1984	191
4. Webster Slaughter	vs. Chicago	10/23/1989	186
5. Webster Slaughter	vs. Houston Oilers	10/29/1989	184
6. Darrel Brewster	vs. New York Giants	12/6/1953	182
7. Gern Nagler	at Pittsburgh	11/20/1960	177
Reggie Rucker	vs. Miami	11/18/1979	177
Eric Metcalf	at L.A. Raiders	9/20/1992	177
10. Brian Brennan	vs. San Diego	12/21/1986	176

PUNT RETURN YARDS

PLAYER	OPPONENT	DATE	YARDS
1. Travis Benjamin	vs. Buffalo	10/3/2013	179
2. Eric Metcalf	vs. Pittsburgh	10/24/1993	166
3. Travis Benjamin	vs. Tennessee	9/20/2015	154
4. Joshua Cribbs	vs. San Francisco	12/30/2007	135
5. Joshua Cribbs	vs. Cincinnati	10/4/2009	120
6. Eric Metcalf	at Cincinnati	9/4/1994	115
7. Leroy Kelly	at Pittsburgh	11/28/1965	109
8. Gerald McNeil	vs. Detroit	9/28/1986	106
9. Dennis Northcutt	at Tennessee	9/22/2002	105
10. Dennis Northcutt	at San Diego	11/5/2006	104

KICKOFF RETURN YARDS

PLAYER	OPPONENT	DATE	YARDS
1. Joshua Cribbs	at Kansas City	12/20/2009	269
2. Joshua Cribbs	at Baltimore	11/18/2007	245
3. Joshua Cribbs	vs. Baltimore	11/2/2008	237
4. Joshua Cribbs	at New York Giants	10/7/2012	221
5. Richard Alston	at Cincinnati	11/28/2004	212
6. Joshua Cribbs	at Pittsburgh	11/11/2007	204
7. Richard Alston	at Baltimore	11/7/2004	197
8. Joshua Cribbs	vs. Washington	12/16/2012	191
9. Joshua Cribbs	vs. Cincinnati	9/16/2007	183
10. Joshua Cribbs	at Oakland	9/23/2007	174

COMBINED YARDS*

PLAYER	OPPONENT	DATE	YARDS
--------	----------	------	-------

STAFF

PLAYERS

2021 SEASON

HISTORY

RECORDS

GAME DAY

LONGEST PLAYS

LONGEST RUSHING PLAYS

1. **92** — Nick Chubb vs. Atlanta Falcons, Nov. 11, 2018 (TD)
2. 90 — Bobby Mitchell vs. Washington Redskins, Nov. 15, 1959 (TD)
3. **88** — Nick Chubb vs. Baltimore Ravens, Sept. 29, 2019 (TD)
4. 85 — Isaiah Crowell vs. Baltimore Ravens, Sept. 18, 2016 (TD)
5. 80 — Jim Brown vs. Washington Redskins, Sept. 15, 1963 (TD)
6. 78 — Greg Pruitt vs. Kansas City Chiefs, Oct. 30, 1977 (TD)
78 — Lee Suggs at Cincinnati Bengals, Dec. 28, 2003 (TD)
8. 77 — Mike Pruitt vs. Oakland Raiders, Dec. 9, 1979 (TD)
9. 75 — Reuben Droughns vs. Miami Dolphins, Nov. 20, 2005 (TD)
10. 73 — Ernie Green vs. Detroit Lions, Dec. 8, 1963

LONGEST PASSING PLAYS

1. *99 — Jeff Garcia to Andre Davis vs. Cincinnati Bengals, Oct. 17, 2004 (TD)
2. 97 — Bernie Kosar to Webster Slaughter vs. Chicago Bears, Oct. 23, 1989 (TD)
3. 95 — Brandon Weeden to Josh Gordon vs. Jacksonville Jaguars, Dec. 1, 2013 (TD)
4. 89 — Baker Mayfield to Odell Beckham Jr. at New York Jets, Sept. 16, 2019 (TD)
5. 87 — Bill Nelsen to Milt Morin vs. Philadelphia Eagles, Nov. 24, 1968
6. 86 — Milt Plum to Leon Clarke vs. Philadelphia Eagles, Oct. 23, 1960 (TD)
7. 83 — Frank Ryan to Jim Brown vs. Washington Redskins, Sept. 15, 1963 (TD)
8. 82 — Bill Nelsen to Paul Warfield vs. St. Louis Cardinals, Dec. 14, 1969 (TD)
9. 81 — Otto Graham to Dub Jones vs. San Francisco 49ers, Sept. 30, 1951 (TD)
81 — Vinny Testaverde to Derrick Alexander vs. Arizona Cardinals, Sept. 18, 1994 (TD)
81 — Brian Hoyer to Jordan Cameron at Carolina Panthers, Dec. 21, 2014 (TD)
*tied an NFL record

LONGEST PUNTS

1. 80 — Horace Gillom vs. New York Giants, Nov. 28, 1954
2. 79 — Britton Colquitt at Tampa Bay Buccaneers, Oct. 21, 2018
3. **76** — Corey Bojorquez at Baltimore Ravens, Oct. 23, 2022
4. 75 — Horace Gillom vs. Pittsburgh Steelers, Oct. 29, 1950
5. 73 — Horace Gillom vs. Washington Redskins, Oct. 26, 1952
73 — Gary Collins vs. Pittsburgh Steelers, Oct. 5, 1963
73 — Brian Hansen vs. Denver Broncos, Sept. 27, 1992
8. 72 — Brian Hansen at Cincinnati Bengals, Oct. 17, 1993
9. 71 — Gary Collins vs. Philadelphia Eagles, Oct. 2, 1965
71 — Don Cockroft vs. Houston Oilers, Nov. 22, 1970
71 — Don Cockroft vs. Kansas City Chiefs, Dec. 2, 1973
71 — Jamie Gillan at San Francisco, Oct. 7, 2019

LONGEST PUNT RETURNS

1. 93 — Travis Benjamin vs. Kansas City Chiefs, Dec. 9, 2012 (TD)
2. 92 — Eric Metcalf at Cincinnati Bengals, Sept. 4, 1994 (TD)
3. 91 — Eric Metcalf vs. Pittsburgh Steelers, Oct. 24, 1993 (TD)
4. 87 — Dennis Northcutt vs. Pittsburgh Steelers, Nov. 3, 2002 (TD)
5. 84 — Gerald McNeil vs. Detroit Lions, Sept. 28, 1986 (TD)
84 — Joshua Cribbs at Baltimore Ravens, Dec. 24, 2011 (TD)
7. 81 — Dennis Northcutt at San Diego Chargers, Nov. 5, 2006
8. 79 — Travis Benjamin vs. Buffalo Bills, Oct. 3, 2013 (TD)
9. 78 — Travis Benjamin vs. Tennessee Titans, Sept. 20, 2015 (TD)
78 — Bobby Mitchell vs. New York Giants, Dec. 6, 1959 (TD)

LONGEST KICKOFF RETURNS

1. 104 — Carl Ward vs. Washington Redskins, Nov. 26, 1967 (TD)
2. 103 — Joshua Cribbs at Kansas City Chiefs, Dec. 20, 2009 (TD)
3. 102 — Leroy Bolden vs. Chicago Cardinals, Oct. 26, 1958 (TD)
4. 101 — Eric Metcalf at Houston Oilers, Dec. 9, 1990 (TD)
5. 100 — Gerald McNeil at Pittsburgh Steelers, Oct. 5, 1986 (TD)
100 — Joshua Cribbs at Pittsburgh Steelers, Nov. 11, 2007 (TD)
100 — Joshua Cribbs at Kansas City Chiefs, Dec. 20, 2009 (TD)
8. 99 — Joshua Cribbs at Oakland Raiders, Sept. 23, 2007 (TD)
9. 98 — Bobby Mitchell vs. Philadelphia Eagles, Nov. 23, 1958 (TD)
- 98 — Eric Metcalf at New York Jets, Sept. 16, 1990 (TD)
- 98 — Joshua Cribbs at Pittsburgh Steelers, Oct. 18, 2009 (TD)

LONGEST INTERCEPTION RETURNS

1. 100 — Brodney Pool at Baltimore Ravens, Nov. 18, 2007 (TD)
2. **99** — Denzel Ward at Cincinnati Bengals, Nov. 7, 2021 (TD)
3. 98 — Brandon McDonald at Philadelphia Eagles, Dec. 15, 2008
4. 97 — Najee Mustafa vs. Miami Dolphins, Oct. 10, 1993 (TD)
97 — Anthony Henry vs. Jacksonville Jaguars, Dec. 16, 2001 (TD)
6. 94 — Eric Wright vs. New York Giants, Oct. 13, 2008 (TD)
7. 93 — Eric Turner vs. Arizona Cardinals, Sept. 18, 1994 (TD)
8. 92 — Bernie Parrish vs. Chicago Bears, Dec. 11, 1960 (TD)
92 — David Brandon vs. Chicago Bears, Nov. 29, 1992 (TD)
10. 88 — Ross Fichtner (lateral from Erich Barnes) vs. New Orleans Saints, Oct. 1, 1967

LONGEST FUMBLE RETURNS

1. 89 — Don Paul vs. Pittsburgh Steelers, Nov. 10, 1957 (TD)
2. 73 — Stevon Moore at Houston Oilers, Nov. 8, 1992 (TD)
3. 55 — Earnest Byner vs. Buffalo Bills, Nov. 4, 1984 (TD)
4. 54 — Len Ford vs. Philadelphia Eagles, Nov. 13, 1955
5. 51 — T.J. Ward vs. Chicago Bears, Dec. 15, 2013
6. 47 — George Young vs. Washington Redskins, Oct. 14, 1951 (TD)
47 — Nick Roman vs. Denver Broncos, Oct. 27, 1974
8. 44 — Junior Wren vs. Chicago Cardinals, Oct. 4, 1959 (TD)
9. 42 — Jerry Helluin vs. Philadelphia Eagles, Oct. 10, 1953 (TD)
10. 40 — Daven Holly vs. Tampa Bay Buccaneers, Dec. 24, 2006 (TD)

LONGEST FIELD GOALS

1. 60 — Steve Cox at Cincinnati Bengals, Oct. 21, 1984
2. 58 — Steve Cox at Denver Broncos, Dec. 4, 1983
58 — Cade York at Carolina Panthers, Sept. 11, 2022
4. 57 — Don Cockroft at Denver Broncos, Oct. 29, 1972
57 — Chase McLaughlin vs. Chicago Bears, Sept. 26, 2021
6. 56 — Phil Dawson at Buffalo Bills, Nov. 17, 2008
7. 55 — Matt Stover at Houston Oilers, Nov. 17, 1991
55 — Cade York vs. Cincinnati Bengals, Oct. 31, 2022
9. 54 — Phil Dawson vs. Baltimore Ravens, Nov. 6, 2008
54 — Phil Dawson at Cincinnati Bengals, Nov. 27, 2011
54 — Zane Gonzalez vs. Tennessee Titans, Oct. 22, 2017

INDIVIDUAL RECORDS

SERVICE

Most Seasons

- 17 Lou Groza (1950-59, 1961-67)
- 16 Clay Matthews (1978-93)
- 15 Gene Hickerson (1958-60, 1962-73)

Most Consecutive Seasons

- 16 Clay Matthews (1978-93)
- 14 Doug Dieken (1971-84)
- 14 Phil Dawson (1999-2012)
- 13 Dick Schaftrath (1959-71)
- 13 Jim Houston (1960-72)
- 13 Don Cockroft (1968-80)
- 13 Clarence Scott (1971-83)
- 13 Ozzie Newsome (1978-90)

Most Games

- 232 Clay Matthews (1978-93)
- 216 Lou Groza (1950-59, 1961-67)
- 215 Phil Dawson (1999-2012)
- 203 Doug Dieken (1971-84)
- 202 Gene Hickerson (1958-60, 1962-73)

Most Consecutive Games

- 203 Doug Dieken (1971-84)
- 188 Don Cockroft (1968-80)
- 178 Clarence Scott (1971-83)
- 168 Walter Johnson (1965-76)
- 167 Joe Thomas (2007-17)

Most Consecutive Starts

- 194 Doug Dieken (1971-84)
- 176 Joe Thomas (2007-17)

SCORING

Most Points – Career

- 1,349 Lou Groza (1950-59, 61-67); 234 FG, 641 PAT, 1 TD
- 1,271 Phil Dawson (1999-2012); 305 FG, 350 PAT, 1 TD
- 1,080 Don Cockroft (1968-80); 216 FG, 432 PAT
- 756 Jim Brown (1957-65); 126 TD
- 677 Matt Bahr (1981-89); 143 FG, 248 PAT

Most Points – Season

- 126 Jim Brown (1965); 21 TD
- 120 Phil Dawson (2007); 42 PAT, 26 FG
- 120 Leroy Kelly (1968); 20 TD
- 116 Phil Dawson (2012); 29 PAT, 29 FG
- 115 Lou Groza (1964); 22 FG, 49 PAT

Most Points – Game

- *36 Dub Jones (11/25/1951 vs. Chicago Bears); 6 TD
- 30 Jim Brown (11/1/1959 at Baltimore Colts); 5 TD
- 24 Jim Brown (11/24/1957 vs. Los Angeles Rams); 4 TD
- 24 Jim Brown (10/26/1958 at Chicago Cardinals); 4 TD
- 24 Jim Brown (11/19/1961 vs. Philadelphia Eagles); 4 TD
- 24 Jim Brown (11/18/1962 vs. St. Louis Cardinals); 4 TD
- 24 Jim Brown (11/28/1965 at Pittsburgh Steelers); 4 TD
- 24 Leroy Kelly (12/1/1968 vs. New York Giants); 4 TD
- 24 Eric Metcalf (9/20/1992 at Los Angeles Raiders); 4 TD
- 24 Jamal Lewis (11/7/2007 vs. Seattle Seahawks); 4 TD

*Tied for NFL Record

Most Consecutive Games Scoring

- 107 Lou Groza (1950)–9, (1959)–2

Most Seasons, 100 or More Points

- 6 Phil Dawson (2002, 2004-05, 2007-08, 2012)
- 3 Jim Brown (1958, 1962, 1965)

Most Total Touchdowns – Career

- 126 Jim Brown (1957-65); 106 Rush, 20 Rec
- 90 Leroy Kelly (1964-73); 74 Rush, 13 Rec, 3 Ret
- 70 Gary Collins (1962-71); 70 Rec
- 55 Ray Renfro (1952-63); 4 Rush, 50 Rec, 1 Ret
- 54 Kevin Mack (1985-93); 46 Rush, 8 Rec

Most Total Touchdowns – Season

- 21 Jim Brown (1965); 17 Rush, 4 Rec
- 20 Leroy Kelly (1968); 16 Rush, 4 Rec
- 18 Jim Brown (1958); 17 Rush, 1 Rec
- 18 Jim Brown (1962); 13 Rush, 5 Rec
- 16 Leroy Kelly (1966); 15 Rush, 1 Rec
- 16 Braylon Edwards (2007); 16 Rec

Most Total Touchdowns – Game

- 6 Dub Jones (11/25/1951 vs. Chicago Bears); 4 Rush, 2 Rec
- 5 Jim Brown (11/1/1959 at Baltimore Colts); 5 Rush

- 4 Jim Brown (11/24/1957 vs. Los Angeles Rams); 4 Rush
- 4 Jim Brown (10/26/1958 at Chicago Cardinals); 4 Rush
- 4 Jim Brown (11/19/1961 vs. Philadelphia Eagles); 4 Rush
- 4 Jim Brown (11/18/1962 vs. St. Louis Cardinals); 4 Rush
- 4 Jim Brown (11/28/1965 at Pittsburgh Steelers); 3 Rush, 1 Rec
- 4 Leroy Kelly (12/1/1968 vs. New York Giants); 4 Rush
- 4 Eric Metcalf (9/20/1992 at Los Angeles Raiders); 1 Rush, 3 Rec
- 4 Jamal Lewis (11/4/2007 vs. Seattle Seahawks); 4 Rush

Most Consecutive Games Scoring Touchdowns

- 10 Jim Brown (1965)
- 9 Leroy Kelly (1968)

Most Return Touchdowns – Career (Defense/Special Teams)

- 11 Joshua Cribbs (2005-12)
- 7 Eric Metcalf (1989-94)
- 6 Bobby Mitchell (1958-61)
- 5 Warren Lahr (1950-59)
- 5 Ken Konz (1953-59)

Most Return Touchdowns – Season (Defense/Special Teams)

- 4 Joshua Cribbs (2009)
- 3 Joshua Cribbs (2007)
- 2 Warren Lahr (1950, 1951)
- 2 Ken Konz (1954)
- 2 Bobby Mitchell (1958, 1961)
- 2 Bobby Franklin (1960)
- 2 Leroy Kelly (1965)
- 2 Jim Houston (1967)
- 2 Gerald McNeil (1986)
- 2 Thane Gash (1989)
- 2 David Grayson (1989)
- 2 Eric Metcalf (1990, 1993, 1994)
- 2 David Brandon (1992)
- 2 Dennis Northcutt (2002)
- 2 Daven Holly (2006)
- 2 David Bowens (2010)
- 2 T.J. Ward (2013)
- 2 Karlos Dansby (2015)
- 2 **Denzel Ward (2022)**

Most Return Touchdowns – Game (Defense/Special Teams)

- 2 Bobby Mitchell (11/23/1958 vs. Philadelphia Eagles)
- 2 Bobby Franklin (12/11/1960 vs. Chicago Bears)
- 2 David Grayson (9/10/1989 at Pittsburgh Steelers)
- 2 Eric Metcalf (10/24/1993 vs. Pittsburgh Steelers)
- 2 Joshua Cribbs (12/20/2009 at Kansas City Chiefs)
- 2 David Bowens (10/24/2010 at New Orleans Saints)

Most Points After Touchdowns – Career

- 641 Lou Groza (1950-59, 1961-67)
- 432 Don Cockroft (1968-80)
- 350 Phil Dawson (1999-2012)
- 248 Matt Bahr (1981-89)
- 156 Matt Stover (1991-95)

Most Points After Touchdowns – Season

- 51 Lou Groza (1966)
- 49 Lou Groza (1964)
- 46 Don Cockroft (1968)
- 45 Lou Groza (1965)
- 45 Don Cockroft (1969)

Most Points After Touchdowns – Game

- 8 Lou Groza (12/6/1953 vs. New York Giants)
- 7 four times, most recently: Lou Groza (12/2/1951 vs. Chicago Cardinals)

Most Consecutive Points After Touchdowns Made

- 138 Lou Groza (1963-66)

Most Field Goals – Career

- 305 Phil Dawson (1999-2012)
- 234 Lou Groza (1950-59, 1961-67)
- 216 Don Cockroft (1968-80)
- 143 Matt Bahr (1981-89)
- 108 Matt Stover (1991-95)

Most Field Goals – Season

- 30 Phil Dawson (2008)
- 29 Matt Stover (1995)
- 29 Phil Dawson (2012)
- 28 Travis Coons (2015)
- 27 Phil Dawson (2005)

Most Field Goals – Game

- 6 Phil Dawson (11/5/2006 at San Diego Chargers)
- 5 Don Cockroft (10/19/1975 at Denver Broncos)

STAFF

PLAYERS

2021 SEASON

HISTORY

RECORDS

GAME DAY

- 5 Matt Stover (10/29/1995 at Cincinnati Bengals)
- 5 Phil Dawson (1/2/2005 at Houston Texans)
- 5 Phil Dawson (11/17/2008 at Buffalo Bills)
- 5 Phil Dawson (11/4/2012 vs. Baltimore Ravens)

Most Consecutive Games with a Field Goal Made

- 23 Phil Dawson (2010) – 14, (2011) – 9
- 15 Phil Dawson (2007) – 1, (2008) – 14
- 14 Lou Groza (1950) – 10, (1951) – 4

Most Consecutive Field Goals Made

- 29 Phil Dawson (2011) – 6, (2012) – 23
- 27 Phil Dawson (2003) – 10, (2004) – 17
- 23 Matt Stover (1994) – 20, (1995) – 3
- 21 Phil Dawson (2001) – 15, (2002) – 6
- 20 Phil Dawson (2004) – 5 (2005) – 15

Highest Field Goal Percentage – Career (minimum 50 attempts)

- 84.00 Phil Dawson (1999-2012); 305-363
- 80.60 Matt Stover (1991-95); 108-134
- 74.09 Matt Bahr (1981-89); 143-193
- 65.85 Don Cockroft (1968-80); 216-328
- 58.10 Lou Groza (1950-59, 1961-67); 233-401

Highest Field Goal Percentage – Season (minimum 14 attempts)

- 93.50 Phil Dawson (2012); 29-31
- 93.10 Phil Dawson (2005); 27-29
- 92.86 Matt Stover (1994); 26-28
- 89.47 Phil Dawson (2009); 17-19
- 88.46 Lou Groza (1953); 23-26

Most Safeties – Career

- 2 Walter Johnson (1965-76)

Most Safeties – Season

- 1 16 times; most recently: Sack in end zone by Olivier Vernon (vs/ Philadelphia Eagles, 11/22/2020)

RUSHING

Most Rushing Attempts – Career

- 2,359 Jim Brown (1957-65)
- 1,727 Leroy Kelly (1964-73)
- 1,593 Mike Pruitt (1976-84)
- 1,291 Kevin Mack (1985-93)
- 1,210 Nick Chubb (2018-22)**

Most Rushing Attempts – Season

- 309 Reuben Droughns (2005)
- 305 Jim Brown (1961)
- 302 Nick Chubb (2022)**
- 298 Jamal Lewis (2007)
- 298 Nick Chubb (2019)**

Most Rushing Attempts – Game

- 39 Jerome Harrison (12/27/2009 vs. Oakland Raiders)
- 38 Lee Suggs (12/26/2004 at Miami Dolphins)
- 37 Jim Brown (10/4/1959 at Chicago Cardinals)
- 34 Jim Brown (10/12/1958 vs. Chicago Cardinals)
- 34 Jim Brown (11/19/1961 vs. Philadelphia Eagles)
- 34 Jerome Harrison (12/20/2009 at Kansas City Chiefs)

Most Rushing Yards – Career

- 12,312 Jim Brown (1957-65)
- 7,274 Leroy Kelly (1964-73)
- 6,540 Mike Pruitt (1976-84)
- 6,341 Nick Chubb (2018-22)**
- 5,496 Greg Pruitt (1973-81)

Most Rushing Yards – Season

- 1,863 Jim Brown (1963)
- 1,544 Jim Brown (1965)
- 1,527 Jim Brown (1958)
- 1,525 Nick Chubb (2022)**
- 1,494 Nick Chubb (2019)**

Most Rushing Yards – Game

- 286 Jerome Harrison (12/20/2009 at Kansas City Chiefs)
- 237 Jim Brown (11/24/1957 vs. Los Angeles Rams)
- 237 Jim Brown (11/19/1961 vs. Philadelphia Eagles)
- 232 Bobby Mitchell (11/15/1959 at Washington Redskins)
- 232 Jim Brown (9/22/1963 at Dallas Cowboys)

Most Seasons 1,000 or More Yards Rushing

- 7 Jim Brown (1958-61, 1963-65)
- 4 Mike Pruitt (1979-81, 1983)
- 4 Nick Chubb (2019-22)**
- 3 Leroy Kelly (1966-68)
- 3 Greg Pruitt (1975-77)

Most Games 100 or More Yards Rushing – Career

- 58 Jim Brown (1957-65)
- 29 Nick Chubb (2018-22)**
- 27 Leroy Kelly (1964-73)
- 17 Greg Pruitt (1973-81)
- 16 Mike Pruitt (1976-84)

Most Games 100 or More Yards Rushing – Season

- 9 Jim Brown (1958, 1963)
- 8 Jim Brown (1959, 1965)
- 7 Jim Brown (1960)
- 7 Leroy Kelly (1968)
- 7 Nick Chubb (2019)**
- 7 Nick Chubb (2022)**

Most Consecutive 100-Yard Rushing Games

- 6 Jim Brown (1958)
- 5 Jim Brown (1961)
- 4 Jim Brown (1959, 1960)
- 4 Leroy Kelly (1968)

Most Rushing Touchdowns – Career

- 106 Jim Brown (1957-65)
- 74 Leroy Kelly (1964-73)
- 48 Nick Chubb (2018-22)**
- 47 Mike Pruitt (1976-84)
- 46 Kevin Mack (1985-93)

Most Rushing Touchdowns – Season

- 17 Jim Brown (1958, 1965)
- 16 Leroy Kelly (1968)
- 15 Leroy Kelly (1966)
- 14 Jim Brown (1959)

Most Rushing Touchdowns – Game

- 5 Jim Brown (11/1/1959 at Baltimore Colts)
- 4 Dub Jones (11/25/1951 vs. Chicago Bears)
- 4 Jim Brown (11/24/1957 vs. Los Angeles Rams)
- 4 Jim Brown (10/26/1958 at Chicago Cardinals)
- 4 Jim Brown (11/19/1961 vs. Philadelphia Eagles)
- 4 Jim Brown (11/18/1962 vs. St. Louis Cardinals)
- 4 Leroy Kelly (12/11/1968 vs. New York Giants)
- 4 Jamal Lewis (11/4/2007 vs. Seattle Seahawks)

Most Consecutive Games with Rushing Touchdowns

- 9 Leroy Kelly (1968)
- 7 Jim Brown (1957)–1, (1958)–6; (1962)–2, (1963)–5

Best Rushing Average – Career (minimum 500 attempts)

- 5.24 Nick Chubb (2018-22); 1,210-6,341**
- 5.22 Jim Brown (1957-65); 2,359-12,312
- 4.80 Ernie Green (1962-68); 668-3,204
- 4.75 Greg Pruitt (1973-81); 1,158-5,496
- 4.21 Leroy Kelly (1964-73); 1,727-7,274

Best Rushing Average – Season (minimum 150 attempts)

- 6.40 Jim Brown (1963); 291-1,863
- 5.94 Jim Brown (1958); 257-1,527
- 5.85 Jim Brown (1960); 215-1,257
- 5.62 Nick Chubb (2020); 190-1,067**
- 5.52 Nick Chubb (2021); 228-1,259**

Best Rushing Average – Game (minimum 11 attempts)

- 17.09 Marion Motley (10/29/1950 vs. Pittsburgh Steelers); 11-188
- 16.57 Bobby Mitchell (11/15/1959 at Washington Redskins); 14-232
- 13.36 Bobby Mitchell (10/12/1958 vs. Chicago Cardinals); 11-147
- 11.67 Bobby Mitchell (12/3/1961 at Dallas Cowboys); 12-140
- 11.60 Jim Brown (9/22/1963 at Dallas Cowboys); 20-232

PASSING

Most Pass Attempts – Career

- 3,439 Brian Sipe (1974-83)
- 3,150 Bernie Kosar (1985-93)
- 1,924 Baker Mayfield (2018-21)
- 1,755 Frank Ryan (1962-68)
- 1,714 Tim Couch (1999-03)

Most Pass Attempts – Season

- 567 Brian Sipe (1981)
- 554 Brian Sipe (1980)
- 535 Brian Sipe (1979)
- 534 Baker Mayfield (2019)
- 531 Bernie Kosar (1986)

Most Pass Attempts – Game

- 61 Colt McCoy (10/2/2011 vs. Tennessee Titans)
- 57 Brian Sipe (9/7/1981 vs. San Diego Chargers)
- 56 Jason Campbell (11/17/2013 at Cincinnati Bengals)
- 54 Eric Zeier (11/5/1995 vs. Houston Oilers)
- 54 Brian Hoyer (9/22/2013 at Minnesota Vikings)

Most Pass Completions – Career

- 1,944 Brian Sipe (1974-83)
- 1,853 Bernie Kosar (1985-93)
- 1,185 Baker Mayfield (2018-21)
- 1,025 Tim Couch (1999-03)
- 907 Frank Ryan (1962-68)

Most Pass Completions – Season

- 337 Brian Sipe (1980)
- 317 Baker Mayfield (2019)
- 313 Brian Sipe (1981)
- 310 Baker Mayfield (2018)
- 310 Bernie Kosar (1986)

Most Pass Completions – Game

- 40 Colt McCoy (10/2/2011 vs. Tennessee Titans)
- 36 Tim Couch (9/22/2002 at Tennessee Titans)
- 36 Josh McCown (10/11/2015 at Baltimore Ravens)
- 33 Brian Sipe (12/5/1982 vs. San Diego Chargers)
- 33 Johnny Manziel (11/15/2015 at Pittsburgh Steelers)

Highest Completion Percentage – Career (minimum 750 attempts)

- 61.60 Baker Mayfield (2018-21); 1,185-1,924
- 59.80 Tim Couch (1999-03); 1,025-1,714
- 58.83 Bernie Kosar (1985-93); 1,853-3,150
- 57.92 Vinny Testaverde (1993-95); 578-998
- 57.89 Milt Plum (1957-61); 627-1,083

Highest Completion Percentage – Season (minimum 200 attempts)

- 64.73 Otto Graham (1953); 167-258
- 64.12 Charlie Frye (2006); 252-393
- 63.96 Jacoby Brissett (2022); 236-369**
- 63.91 Kelly Holcomb (2003); 193-302
- 63.79 Baker Mayfield (2018); 310-486

Highest Completion Percentage – Game (minimum 15 attempts)

- 91.30 Vinny Testaverde (12/26/1993 at Los Angeles Rams); 21-23
- 90.50 Baker Mayfield (9/19/2021 vs. Houston Texans); 19-21
- 85.00 Baker Mayfield (11/11/2018 vs. Atlanta Falcons); 17-20
- 84.44 Baker Mayfield (12/20/2020 at New York Giants); 27-32
- 82.86 Kelly Holcomb (11/16/2003 vs. Arizona Cardinals); 29-35

Most Consecutive Pass Completions

- 21 Baker Mayfield (10/25/2020 at Cincinnati Bengals)
- 16 Bernie Kosar (10/29/1989 vs. Houston Oilers through 11/5/1989 at Tampa Bay Buccaneers)
- 16 Kelly Holcomb (11/16/2003 vs. Arizona Cardinals through 11/23/2003 vs. Pittsburgh Steelers)
- 15 Baker Mayfield (12/23/2018 vs. Cincinnati Bengals)
- 15 Vinny Testaverde (12/26/1993 at Los Angeles Rams through 1/2/1994 at Pittsburgh Steelers)

Most Passing Yards – Career

- 23,713 Brian Sipe (1974-83)
- 21,904 Bernie Kosar (1985-93)
- 14,125 Baker Mayfield (2018-21)
- 13,499 Otto Graham (1950-55)
- 13,361 Frank Ryan (1962-68)

Most Passing Yards – Season

- 4,132 Brian Sipe (1980)
- 3,876 Brian Sipe (1981)
- 3,854 Bernie Kosar (1986)
- 3,827 Baker Mayfield (2019)
- 3,793 Brian Sipe (1979)

Most Passing Yards – Game

- 457 Josh McCown (10/11/2015 at Baltimore Ravens)
- 444 Brian Sipe (10/25/1981 vs. Baltimore Colts)
- 414 Bernie Kosar (11/23/1986 vs. Pittsburgh Steelers)
- 413 Kelly Holcomb (11/28/2004 at Cincinnati Bengals)
- 401 Otto Graham (10/4/1952 at Pittsburgh Steelers)
- 401 Bernie Kosar (11/10/1986 vs. Miami Dolphins)

Most 300-yard Passing Games – Career

- 18 Brian Sipe (1974-83)
- 10 Baker Mayfield (2018-21)
- 10 Bernie Kosar (1985-93)

Most Passing Touchdowns – Career

- 154 Brian Sipe (1974-83)
- 134 Frank Ryan (1962-68)
- 116 Bernie Kosar (1985-93)
- 92 Baker Mayfield (2018-21)
- 88 Otto Graham (1950-55)

Most Passing Touchdowns Combination QB to Receiver – Career

- 49 QB Frank Ryan – WR Gary Collins
- 29 QB Otto Graham – WR Dante Lavelli
- 29 QB Brian Sipe – TE Ozzie Newsome
- 26 QB Brian Sipe – WR Reggie Rucker
- 25 QB Frank Ryan – WR Paul Warfield

Most Passing Touchdowns – Season

- 30 Brian Sipe (1980)
- 29 Frank Ryan (1966)
- 29 Derek Anderson (2007)
- 28 Brian Sipe (1979, 1983)

Most Passing Touchdowns – Game

- 5 six times; most recently: Baker Mayfield (10/25/2020 at Cincinnati Bengals)

Most Consecutive Games with a Touchdown Pass

- 23 Frank Ryan (1965 1, 1966) 14, (1967) 8
- 18 Milt Plum (1959) 1, (1960) 12, (1961) 5
- 17 Baker Mayfield (2018) 13, (2019) 4

Highest QB Rating – Career (minimum 750 attempts)

- 89.93 Milt Plum (1957-61)
- 87.81 Baker Mayfield (2018-21)
- 81.64 Bernie Kosar (1985-93)
- 81.43 Frank Ryan (1962-68)
- 80.89 Vinny Testaverde (1993-95)

Highest QB Rating – Season (minimum 200 attempts)

- 110.37 Milt Plum (1960)
- 99.66 Otto Graham (1953)
- 95.90 Baker Mayfield (2020)
- 95.41 Bernie Kosar (1987)
- 93.67 Baker Mayfield (2018)

Highest QB Rating – Game (minimum 15 attempts)

- 158.33 Otto Graham (10/10/1954 vs. Chicago Cardinals)
- 158.33 Brian Sipe (10/29/1978 vs. Buffalo Bills)
- 154.86 Milt Plum (11/13/1960 vs. St. Louis Cardinals)
- 153.94 Milt Plum (10/25/1959 vs. Washington Redskins)
- 151.25 Baker Mayfield (11/11/2018 vs. Atlanta Falcons)

Most Passes Had Intercepted – Career

- 149 Brian Sipe (1974-83)
- 94 Otto Graham (1950-55)
- 88 Frank Ryan (1962-68)
- 81 Mike Phipps (1970-76)
- 81 Bernie Kosar (1985-93)

Most Passes Had Intercepted – Season

- 26 Brian Sipe (1979)
- 25 Brian Sipe (1981)
- 24 Otto Graham (1952)
- 23 Bill Nelsen (1971)
- 23 Brian Sipe (1983)
- 23 Paul McDonald (1984)

Most Passes Had Intercepted – Game

- 6 Brian Sipe (11/22/1981 vs. Pittsburgh Steelers)
- 6 Brian Sipe (10/16/1983 at Pittsburgh Steelers)
- 5 Otto Graham (10/17/1954 at Pittsburgh Steelers)
- 5 Frank Ryan (11/6/1966 at Pittsburgh Steelers)

Most Consecutive Attempts without an Interception

- 308 Bernie Kosar (1990-91)
- 208 Milt Plum (1959-60)
- 189 Brian Hoyer (2013-14)
- 187 Baker Mayfield (2020)
- 176 Bernie Kosar (1995)

Lowest Interception Percentage – Career (minimum 750 attempts)

- 2.57 Bernie Kosar (1985-93); 1,853-3,150-81
- 2.91 Baker Mayfield (2018-21); 1,185-1,924-56
- 3.60 Milt Plum (1957-61); 627-1,083-39
- 3.72 Vinny Testaverde (1993-95); 558-969-37
- 3.91 Tim Couch (1999-03); 1,025-1,714-67

Lowest Interception Percentage – Season (minimum 200 attempts)

- 1.40 Josh McCown (2015); 186-292-4
- 1.63 Jacoby Brissett (2022); 236-369-6**
- 1.65 Baker Mayfield (2020); 305-486-8
- 1.82 Bernie Kosar (1991); 307-494-9
- 1.88 Bernie Kosar (1986); 310-531-10

STAFF

PLAYERS

2021 SEASON

HISTORY

RECORDS

GAME DAY

RECEIVING

Most Receptions – Career

- 662 Ozzie Newsome (1978-90)
- 331 Gary Collins (1962-71)
- 323 Greg Pruitt (1973-81)
- 315 Brian Brennan (1984-91)
- 315 Kevin Johnson (1999-03)

Most Receptions – Season

- 89 Ozzie Newsome (1983)
- 89 Ozzie Newsome (1984)
- 89 Kellen Winslow (2006)
- 87 Josh Gordon (2013)
- 84 Kevin Johnson (2001)

Most Receptions – Game

- 14 Ozzie Newsome (10/14/1984 vs. New York Jets)
- 14 Josh Gordon (11/24/2013 vs. Pittsburgh Steelers)
- 11 Mac Speedie (11/9/1952 vs. Chicago Cardinals)
- 11 Webster Slaughter (12/22/1991 at Pittsburgh Steelers)
- 11 Kevin Johnson (9/21/2003 at San Francisco 49ers)
- 11 Kellen Winslow (11/5/2006 at San Diego Chargers)
- 11 Kellen Winslow (12/31/2006 at Houston Texans)
- 11 Kellen Winslow (11/4/2007 vs. Seattle Seahawks)

Most Consecutive Games with Reception

- 150 Ozzie Newsome (1979-89)
- 73 Kevin Johnson (1999-03)
- 61 Braylon Edwards (2005-09)
- 53 Mike Pruitt (1979-83)

Most Receiving Yards – Career

- 7,980 Ozzie Newsome (1978-90)
- 5,508 Ray Renfro (1952-63)
- 5,299 Gary Collins (1962-71)
- 5,210 Paul Warfield (1964-69, 1976-77)
- 4,953 Reggie Rucker (1975-81)

Most Receiving Yards – Season

- 1,646 Josh Gordon (2013)
- 1,289 Braylon Edwards (2007)
- 1,236 Webster Slaughter (1989)
- 1,174 Jarvis Landry (2019)
- 1,160 Amari Cooper (2022)**

Most Receiving Yards – Game

- 261 Josh Gordon (12/1/2013 vs. Jacksonville Jaguars)
- 237 Josh Gordon (11/24/2013 vs. Pittsburgh Steelers)
- 191 Ozzie Newsome (10/14/1984 vs. New York Jets)
- 186 Webster Slaughter (10/23/1989 vs. Chicago Bears)
- 184 Webster Slaughter (10/29/1989 vs. Houston Oilers)

Most 100-yard Receiving Games – Career

- 14 Ray Renfro (1952-63)
- 14 Webster Slaughter (1986-91)
- 12 Paul Warfield (1964-69, 1976-77)
- 11 Gary Collins (1962-71)
- 11 Braylon Edwards (2005-09)

Most Seasons 50 or More Receptions

- 6 Ozzie Newsome (1979-81, 1983-85)
- 4 Kevin Johnson (1999-2002)
- 4 Jarvis Landry (2018-21)

Highest Receiving Average – Career (minimum 100 receptions)

- 19.60 Ray Renfro (1952-63); 281-5,508
- 19.23 Paul Warfield (1964-69, 1976-77); 271-5,210
- 18.44 Ricky Feacher (1976-84); 113-2,084

Highest Receiving Average – Season (minimum 20 receptions)

- 28.05 Ray Renfro (1957); 21-589
- 23.88 Ray Renfro (1958); 24-573
- 22.55 Ricky Feacher (1981); 29-654

Highest Receiving Average – Game (minimum 3 receptions)

- 52.33 Rich Kreitling (10/2/1960 vs. Pittsburgh Steelers); 3-157
- 48.67 Clarence Weathers (10/13/1985 at Houston Oilers); 3-146
- 46.00 Webster Slaughter (10/29/1989 vs. Houston Oilers); 4-184

Most Receiving Touchdowns – Career

- 70 Gary Collins (1962-71)
- 52 Paul Warfield (1964-69, 1976-77)
- 50 Ray Renfro (1952-63)
- 47 Ozzie Newsome (1978-90)
- 33 Dante Lavelli (1950-56)

Most Receiving Touchdowns – Season

- 16 Braylon Edwards (2007)
- 13 Gary Collins (1963)
- 12 Gary Collins (1966)
- 12 Paul Warfield (1968)
- 11 Gary Collins (1969)

Most Receiving Touchdowns – Game

- 3 11 times, most recently: Jordan Cameron (9/22/2013 at Minnesota Vikings)

Most Consecutive Games with TD Reception

- 7 Gary Collins (1963 2, 1964) 5
- 6 Paul Warfield (1968)

INTERCEPTIONS

Most Passes Intercepted – Career

- 45 Thom Darden (1972-74, 1976-81)
- 40 Warren Lahr (1950-59)
- 39 Clarence Scott (1971-83)
- 30 Ken Konz (1953-59)
- 29 Bernie Parrish (1959-66)

Most Passes Intercepted – Season

- 10 Thom Darden (1978)
- 10 Anthony Henry (2001)
- 9 Tommy James (1950)
- 9 Felix Wright (1989)
- 9 Eric Turner (1994)

Most Passes Intercepted – Game

- 3 11 times; most recently: Anthony Henry (11/18/2001 at Baltimore Ravens)

Most Interception Return Yards – Career

- 820 Thom Darden (1972-74, 1976-81)
- 581 Ross Fichtner (1960-67)
- 557 Bernie Parrish (1959-66)
- 530 Warren Lahr (1950-59)
- 469 Felix Wright (1985-90)

Most Interception Return Yards – Season

- 238 Bernie Parrish (1960)
- 200 Thom Darden (1978)
- 199 Eric Turner (1994)
- 190 Don Paul (1956)
- 177 Anthony Henry (2001)

Most Interception Return Yards – Game

- 122 Brandon McDonald (12/15/2008 at Philadelphia Eagles)
- 115 Bernie Parrish (12/11/1960 vs. Chicago Bears)
- 108 Felix Wright (10/26/1987 vs. Los Angeles Rams)
- 101 Eric Turner (9/18/1994 vs. Arizona Cardinals)
- 100 Brodney Pool (11/18/2007 at Baltimore Ravens)

Highest Average Gain on Interceptions – Career (minimum 10 interceptions)

- 23.14 Tashaun Gipson (2012-15); 14-324
- 23.00 Erich Barnes (1965-71); 18-414
- 21.73 Oliver Davis (1977-80); 11-239
- 21.52 Ross Fichtner (1960-67); 27-581

Highest Average Gain on Interceptions – Season (minimum 3 interceptions)

- 43.67 Eric Wright (2008); 3-131
- 39.67 Bernie Parrish (1960); 6-238
- 38.00 Felix Wright (1987); 4-152
- 34.67 Brian Washington (1988); 3-104

Highest Average Gain on Interceptions – Game (minimum 2 interceptions)

- 61.00 Brandon McDonald (12/15/2008 at Philadelphia Eagles); 2-122
- 57.50 Bernie Parrish (12/11/1960 vs. Chicago Bears); 2-115
- 54.00 Felix Wright (10/26/1987 vs. Los Angeles Rams); 2-108
- 50.50 Eric Turner (9/18/1994 vs. Arizona Cardinals); 2-101

Most Touchdowns on Interceptions – Career

- 5 Warren Lahr (1950-59)
- 4 Ken Konz (1953-59)
- 3 Bernie Parrish (1959-66)
- 3 Ross Fichtner (1960-67)
- 3 Jim Houston (1960-72)
- 3 Erich Barnes (1965-71)

Most Touchdowns on Interceptions – Season

- 2 eight times, most recently: Karlos Dansby (2015)

Most Touchdowns on Interceptions – Game

- 2 Bobby Franklin (12/11/1960 vs. Chicago Bears)
- 2 David Bowers (10/24/2010 at New Orleans Saints)

PUNTING

Most Punts – Career

651	Don Cockroft (1968-80)
466	Chris Gardocki (1999-03)
385	Horace Gillom (1950-56)
336	Gary Collins (1962-71)
254	Dave Zastudil (2006-10)

Most Punts – Season

108	Chris Gardocki (2000)
106	Chris Gardocki (1999)
99	Chris Gardocki (2001)
97	Bryan Wagner (1989)
93	Spencer Lanning (2014)

Most Punts – Game

12	Horace Gillom (12/3/1950 vs. Philadelphia Eagles)
12	Bryan Wagner (11/19/1989 vs. Kansas City Chiefs)
12	Chris Gardocki (12/3/2000 at Jacksonville Jaguars)
12	Britton Colquitt (9/9/2018 vs. Pittsburgh Steelers)
11	Horace Gillom (10/4/1953 at Chicago Cardinals)
11	Gary Collins (12/12/1965 at Los Angeles Rams)
11	Don Cockroft (10/15/1972 vs. Chicago Bears)

Most Punt Yards – Career

26,262	Don Cockroft (1968-80)
20,220	Chris Gardocki (1999-03)
16,872	Horace Gillom (1950-56)
13,764	Gary Collins (1962-71)
11,339	Britton Colquitt (2016-18)

Most Punt Yards – Season

4,919	Chris Gardocki (2000)
4,645	Chris Gardocki (1999)
4,249	Chris Gardocki (2001)
4,119	Spencer Lanning (2014)
3,817	Bryan Wagner (1989)

Most Punt Yards – Game

522	Britton Colquitt (9/9/2018 vs. Pittsburgh Steelers)
517	Chris Gardocki (12/3/2000 at Jacksonville Jaguars)
510	Horace Gillom (12/3/1950 vs. Philadelphia Eagles)
497	Gary Collins (12/12/1965 at Los Angeles Rams)
491	Chris Gardocki (11/26/2000 at Baltimore Ravens)

Best Gross Punting Average – Career (minimum 150 attempts)

46.09	Britton Colquitt (2016-18); 246-11,339
44.87	Jamie Gillan (2019-21); 156-6,999
44.12	Dave Zastudil (2006-10); 254-11,207
44.06	Spencer Lanning (2013-14); 177-7,798
43.82	Horace Gillom (1950-56); 385-16,872

Best Gross Punting Average – Season (minimum 35 attempts)

48.51	Corey Bojorquez (2022); 61-2,959
47.64	Britton Colquitt (2017); 80-3,811
46.74	Andy Lee (2015); 70-3,270
46.69	Gary Collins (1965); 65-3,035
46.24	Jamie Gillan (2019); 63-2,913

Best Gross Punting Average – Game (minimum 2 attempts)

60.50	Andy Lee (9/13/2015 at New York Jets); 2-121
59.50	Corey Bojorquez (10/9/2022 vs. Los Angeles Chargers); 2-119
57.70	Corey Bojorquez (10/23/2022 at Baltimore Ravens); 3-173
56.71	Jamie Gillan (10/9/2019 at San Francisco 49ers); 7-397
56.50	Sam Baker (11/13/1960 vs. St. Louis Cardinals); 2-113

Most Punts Inside 20 Yard Line – Career

115	Chris Gardocki (1999-03)
90	Dave Zastudil (2006-10)
78	Britton Colquitt (2016-18)
73	Reggie Hodges (2009-12)
63	Brian Hansen (1991-93)

Most Punts Inside 20 Yard Line – Season

32	Bryan Wagner (1989)
32	Brad Maynard (2011)
32	Britton Colquitt (2018)
29	Reggie Hodges (2010, 2012)
28	Brian Hansen (1992)
28	Dave Zastudil (2006)
28	Spencer Lanning (2013)
28	Jamie Gillan (2019)

Most Punts Inside 20 Yard Line – Game

7	Dave Zastudil (10/11/2009 at Buffalo Bills)
6	Britton Colquitt (9/9/2018 vs. Pittsburgh Steelers)

PUNT RETURNS

Most Punt Returns – Career

202	Dennis Northcutt (2000-06)
195	Joshua Cribbs (2005-12)
161	Gerald McNeil (1986-89)
127	Eric Metcalf (1989-94)
111	Dino Hall (1979-83)

Most Punt Returns – Season

49	Gerald McNeil (1989)
44	Eric Metcalf (1992)
40	Gerald McNeil (1986)
39	Dino Hall (1983)
38	Gerald McNeil (1988)
38	Joshua Cribbs (2009, 2012)

Most Punt Returns – Game

7 eight times, most recently: **Demetric Felton (9/26/2021 vs. Chicago Bears)**

Most Punt Return Yards – Career

2,154	Joshua Cribbs (2005-12)
2,149	Dennis Northcutt (2000-06)
1,545	Gerald McNeil (1986-89)
1,341	Eric Metcalf (1989-94)
990	Leroy Kelly (1964-73)

Most Punt Return Yards – Season

496	Gerald McNeil (1989)
464	Eric Metcalf (1993)
457	Joshua Cribbs (2012)
452	Joshua Cribbs (2009)
432	Dennis Northcutt (2004)

Most Punt Return Yards – Game

179	Travis Benjamin (10/3/2013 vs. Buffalo Bills)
166	Eric Metcalf (10/24/1993 vs. Pittsburgh Steelers)
154	Travis Benjamin (9/20/2015 vs. Tennessee Titans)
135	Joshua Cribbs (12/30/2007 vs. San Francisco 49ers)
120	Joshua Cribbs (10/4/2009 vs. Cincinnati Bengals)

Most Punt Return Touchdowns – Career

5	Eric Metcalf (1989-94)
3	Bobby Mitchell (1958-61)
3	Leroy Kelly (1964-73)
3	Dennis Northcutt (2000-06)
3	Joshua Cribbs (2005-12)
3	Travis Benjamin (2012-15)

Most Punt Return Touchdowns – Season

2	Leroy Kelly (1965)
2	Eric Metcalf (1993, 1994)
2	Dennis Northcutt (2002)

Most Punt Return Touchdowns – Game

2	Eric Metcalf (10/24/1993 vs. Pittsburgh Steelers)
---	---

Highest Punt Return Average – Career (minimum 50 returns)

12.60	Travis Benjamin (2012-15); 68-867
11.77	Greg Pruitt (1973-81); 56-659
11.24	Bobby Mitchell (1958-61); 54-607
11.00	Joshua Cribbs (2005-12); 195-2,154
10.64	Dennis Northcutt (2000-06); 202-2,149

Highest Punt Return Average – Season (minimum 15 returns)

15.59	Leroy Kelly (1965); 17-265
14.68	Dennis Northcutt (2002); 25-367
13.50	Joshua Cribbs (2007); 30-405
12.93	Greg Pruitt (1974); 27-349
12.89	Eric Metcalf (1993); 36-464

Highest Punt Return Average – Game (minimum 3 returns)

34.67	Dennis Northcutt (11/5/2006 at San Diego Chargers); 3-104
33.75	Joshua Cribbs (12/30/2007 vs. San Francisco 49ers); 4-135
28.75	Eric Metcalf (9/4/1994 at Cincinnati Bengals); 4-115
28.67	Donovan Peoples-Jones (12/4/2022 at Houston Texans); 3-86

KICKOFF RETURNS

Most Kickoff Returns – Career

387	Joshua Cribbs (2005-12)
151	Dino Hall (1979-83)
139	Eric Metcalf (1989-94)
88	Andre' Davis (2002-04)
87	Glen Young (1984-85, 1987-88)

Most Kickoff Returns – Season

61	Joshua Cribbs (2006)
59	Joshua Cribbs (2007)

56 Joshua Cribbs (2009)
52 Eric Metcalf (1990)
50 Dino Hall (1979)
50 Andre' Davis (2002)

Most Kickoff Returns – Game

10 Richard Alston (11/28/2004 at Cincinnati Bengals)
9 Dino Hall (10/7/1979 vs. Pittsburgh Steelers)
8 Dino Hall (11/25/1979 at Pittsburgh Steelers)
7 Dino Hall (11/29/1981 vs. Cincinnati Bengals)
7 Joshua Cribbs (11/18/2007 at Baltimore Ravens)
7 Joshua Cribbs (11/2/2008 vs. Baltimore Ravens)
7 Joshua Cribbs (12/16/2012 vs. Washington Redskins)

Most Kickoff Return Yards – Career

10,015 Joshua Cribbs (2005-12)
3,185 Dino Hall (1979-83)
2,806 Eric Metcalf (1989-94)
2,079 Glen Young (1984-85, 1987-88)
1,872 Randy Baldwin (1991-94)

Most Kickoff Return Yards – Season

1,809 Joshua Cribbs (2007)
1,542 Joshua Cribbs (2009)
1,494 Joshua Cribbs (2006)
1,178 Joshua Cribbs (2012)
1,110 Joshua Cribbs (2008)

Most Kickoff Return Yards – Game

269 Joshua Cribbs (12/20/2009 at Kansas City Chiefs)
245 Joshua Cribbs (11/18/2007 at Baltimore Ravens)
237 Joshua Cribbs (11/2/2008 vs. Baltimore Ravens)
221 Joshua Cribbs (10/7/2012 at New York Giants)
212 Richard Alston (11/28/2004 at Cincinnati Bengals)

Most Kickoff Return Touchdowns – Career

*8 Joshua Cribbs (2005-12)
3 Bobby Mitchell (1958-61)
2 Eric Metcalf (1989-94)
* Tied for NFL Record

Most Kickoff Return Touchdowns – Season

3 Joshua Cribbs (2009)
2 Eric Metcalf (1990)
2 Joshua Cribbs (2007)

Most Kickoff Return Touchdowns – Game

2 Joshua Cribbs (12/20/2009 at Kansas City Chiefs)

Highest Kickoff Return Average – Career (minimum 50 returns)

26.26 Greg Pruitt (1973-81); 58-1,523
25.94 Walter Roberts (1964-66); 62-1,608
25.88 Joshua Cribbs (2005-12); 387-10,015
25.24 Keith Wright (1978-80); 70-1,767
25.00 Bobby Mitchell (1958-61); 62-1,550

Highest Kickoff Return Average – Season (minimum 12 returns)

31.69 Billy Lefear (1975); 13-412
30.66 Joshua Cribbs (2007); 59-1,809
29.50 Billy Reynolds (1954); 14-413
28.88 Bo Scott (1969); 25-722
28.31 Greg Pruitt (1973); 16-453

Highest Kickoff Return Average – Game (minimum 3 returns)

51.00 Joshua Cribbs (11/11/2007 at Pittsburgh Steelers); 4-204
48.33 Gerald McNeil (10/5/1986 at Pittsburgh Steelers); 3-145
45.67 Herman Fontenot (10/30/1988 vs. Cincinnati Bengals); 3-137
44.83 Joshua Cribbs (12/20/2009 at Kansas City Chiefs); 6-269
44.00 Joshua Cribbs (10/18/2009 at Pittsburgh Steelers); 3-132

COMBINED NET YARDS

*Includes rushing, receiving, punt returns and kickoff returns.

Most Attempts – Career

2,650 Jim Brown (1957-65); 2,359 R, 262 P, 29 PR
2,087 Leroy Kelly (1964-73); 1,727 R, 190 P, 94 KR, 76 PR
1,860 Mike Pruitt (1976-84); 1,593 R, 255 P, 12 PR

Most Attempts – Season

353 Jim Brown (1961); 305 R, 46 P, 2 PR
353 Reuben Droughns (2005); 309 R, 39 P, 5 KR
334 Nick Chubb (2019); 298 R, 36 P
331 Peyton Hillis (2010); 270 R, 61 P
329 Nick Chubb (2022); 302 R, 27 P
328 Jamal Lewis (2007); 298 R, 30 P

Most Attempts – Game

39 Jim Brown (10/4/1959 at Chicago Cardinals); 37 R, 2P
39 Mike Pruitt (12/3/1981 at Houston Oilers); 32 R, 7 P
39 Lee Suggs (12/26/2004 at Miami Dolphins); 38 R, 1 P

39 Jerome Harrison (12/27/2009 vs. Oakland Raiders); 39 R
38 Jim Brown (11/19/1961 vs. Philadelphia Eagles); 34 R, 3 P,
1 PR

38 Earnest Byner (12/17/1995 vs. Cincinnati Bengals); 31 R, 7 P

Most Yards – Career

15,459 Jim Brown (1957-65); 12,312 R, 2,499 P, 648 KR
14,083 Joshua Cribbs (2005-12); 10,015 KR, 2,154 PR; 753 R,
1,161 P
12,329 Leroy Kelly (1964-73); 7,274 R, 2,281 P, 1,784 KR, 990 PR
10,700 Greg Pruitt (1973-81); 5,496 R, 3,022 P, 1,523 KR, 659 PR

Most Yards – Season

2,510 Joshua Cribbs (2009); 1,542 KR, 452 PR, 381 R, 135 P
2,312 Joshua Cribbs (2007); 1,809 KR, 405 PR, 37 P, 61 R
2,131 Jim Brown (1963); 1,863 R, 268 P
2,014 Leroy Kelly (1966); 1,141 R, 366 P, 403 KR, 104 PR
1,932 Eric Metcalf (1993); 611 R, 539 P, 318 KR, 464 PR

Most Yards – Game

316 Joshua Cribbs (12/27/2009 at Kansas City Chiefs); 269 KR,
36 PR, 8 R, 3 P
313 Jim Brown (11/19/1961 vs. Philadelphia Eagles); 237 R, 52 P,
24 KR
309 Joshua Cribbs (11/18/2007 at Baltimore Ravens); 245 KR,
61 PR, 3R
304 Greg Pruitt (11/23/1975 vs. Cincinnati Bengals); 121 R, 106 P, 36
KR, 41 PR
299 Leroy Kelly (12/4/1966 vs. New York Giants); 126 R, 71 P,
102 KR

High Average – Career (minimum 500 attempts)

17.23 Joshua Cribbs (2005-12); 817-14,083
11.94 Ozzie Newsome (1978-90); 682-8,144
8.87 Bobby Mitchell (1958-61); 667-5,916
7.89 Eric Metcalf (1989-94); 1,155-9,108

High Average – Season (minimum 100 attempts)

22.89 Joshua Cribbs (2007); 101-2,312
17.75 Joshua Cribbs (2008); 103-1,519
14.85 Joshua Cribbs (2009); 169-2,510
14.32 Dino Hall (1979); 103-1,475
13.01 Joshua Cribbs (2010); 103-1,340

High Average – Game (minimum 10 attempts)

27.80 Joshua Cribbs (11/2/2008 vs. Baltimore Ravens); 10-278
26.10 Josh Gordon (12/1/2013 vs. Jacksonville Jaguars) 10-261
25.75 Joshua Cribbs (11/18/2007 at Baltimore Ravens); 12-309
22.57 Joshua Cribbs (12/20/2009 at Kansas City Chiefs); 14-316
22.09 Joshua Cribbs (10/4/2009 vs. Cincinnati Bengals); 11-243

SCRIMMAGE YARDS

Most Attempts – Career

2,621 Jim Brown (1957-65); 2,359 R, 262 P
1,917 Leroy Kelly (1964-73); 1,727 R, 190 P
1,848 Mike Pruitt (1976-84); 1,593 R, 255 P

Most Attempts – Season

351 Jim Brown (1961); 305 R, 46 P
348 Reuben Droughns (2005); 309 R, 39 P
334 Nick Chubb (2019); 298 R, 36 P
329 Nick Chubb (2022); 302 R, 27 P
331 Peyton Hillis (2010); 270 R, 61 P

Most Attempts – Game

39 Jim Brown (10/4/1959 at Chicago Cardinals); 37R, 2P
39 Mike Pruitt (12/3/1981 at Houston Oilers); 32 R, 7 P
39 Lee Suggs (12/26/2004 at Miami Dolphins); 38 R, 1 P
39 Jerome Harrison (12/27/2009 vs. Oakland Raiders); 39 R
38 Earnest Byner (12/17/1995 vs. Cincinnati Bengals); 31R, 7P

Most Yards – Career

14,811 Jim Brown (1957-65); 12,312 R, 2,499 P
9,555 Leroy Kelly (1964-73); 7,274 R, 2,281 P
8,518 Greg Pruitt (1973-81); 5,496 R, 3,022 P
8,301 Mike Pruitt (1976-84); 6,540 R, 1,761 P
8,115 Ozzie Newsome (1978-90); 135 R, 7,980 P

Most Yards – Season

2,131 Jim Brown (1963); 1,863 R, 268 P
1,872 Jim Brown (1965); 1,544 R, 328 P
1,867 Jim Brown (1961); 1,408 R, 459 P

Most Yards – Game

298 Jerome Harrison (12/20/2009 at Kansas City Chiefs); 286 R, 12 P
289 Jim Brown (11/19/1961 vs. Philadelphia Eagles); 237 R, 52 P
262 Jim Brown (9/15/1963 vs. Washington Redskins); 162 R, 100 P
261 Josh Gordon (12/1/2013 vs. Jacksonville Jaguars) 261 P
258 Jim Brown (11/24/1957 vs. Los Angeles Rams) 237 R, 21 P

- High Average – Career (minimum 400 attempts)
 14.81 Ray Renfro (1952-63); 418-6,190
 11.93 Ozzie Newsome (1978-90); 680-8,115
 8.09 Dub Jones (1950-55); 481-3,893
- High Average – Season (minimum 100 attempts)
 8.53 Dub Jones (1952); 108-921
 7.93 Dub Jones (1951); 134-1,062
 7.64 Dub Jones (1950); 101-772
- High Average – Game (minimum 10 attempts)
 26.10 Josh Gordon (12/1/2013 vs. Jacksonville Jaguars) 10-261
 18.42 Marion Motley (10/29/1950 vs. Pittsburgh Steelers); 12-221
 17.70 Gern Nagler (11/20/1960 at Pittsburgh Steelers); 10-177

QUARTERBACK SACKS

- *Sacks became an official stat in 1982, any figure prior is unofficial.
- Most Sacks – Career
 76.5 Clay Matthews (1978-93)*
74.5 Myles Garrett (2017-22)
 69 Jerry Sherk (1970-81)*
 58 Walter Johnson (1965-76)*
 51.5 Michael Dean Perry (1988-94)

GAMES WON

- Most Games Won, One Season (Including Postseason)
 13 (1986)
- Most Games Won – Regular Season
 12 (1986)
- Most Games Won – Home (Season)
 7 (2007)
- Most Games Won – Road (Season)
 6 (2002, 1986, 1972, 1965)
- Most Consecutive Games Won, Start of Season
 11 (1953)
- Most Consecutive Games Won (During Season)
 11 (1951, 1953)
- Most Consecutive Games Won (Regular Season)
 13 (1951-52)
- Most Consecutive Home Games Won (Regular Season)
 12 (1950-52)
- Most Consecutive Road Games Won (Regular Season)
 7 (1951-52; 1954-55; 1971-72)

GAMES LOST

- Most Games Lost, One Season
 16 (2017)
- Most Consecutive Games Lost
 17 (2015-16); (2016-17)
- Most Consecutive Games Lost, Start of Season
 16 (2017)
- Most Consecutive Games Lost, End of Season
 16 (2017)
- Most Consecutive Home Games Lost
 10 (2008-09)
- Most Consecutive Road Games Lost
 25 (2015-18)

SCORING

- Most Points – Season
 415 (1964); 22 FG, 49 PAT, 50 TD
 408 (2020); 19 FG, 43 PAT, 50 TD, 2 PPT, 2 SAFETY
 403 (1966); 9 FG, 52 PAT, 54 TD
 402 (2007); 26 FG, 42 PAT, 46 TD, 2 PPT, 1 SAFETY
 394 (1968); 18 FG, 46 PAT, 49 TD
- Most Points – Game
 62 (12/6/1953 vs. New York Giants); 2 FG, 8 PAT, 8 TD
 62 (11/7/1954 vs. Washington Redskins); 2 FG, 8 PAT, 8 TD
 52 (12/12/1964 at New York Giants); 1 FG, 7 PAT, 7 TD
 51 (9/10/1989 at Pittsburgh Steelers); 3 FG, 6 PAT, 6 TD
 51 (9/16/2007 vs. Cincinnati Bengals); 3 FG, 6 PAT, 6 TD
- Fewest Points – Season
 140 (1982); 7 FG, 17 PAT, 17 TD
 161 (2000); 14 FG, 17 PAT, 17 TD
 167 (1956); 11 FG, 18 PAT, 19 TD, 1 SAFETY
 217 (1999); 8 FG, 23 PAT, 28 TD
 218 (1975); 17 FG, 21 PAT, 24 TD
 218 (2011); 24 FG, 20 PAT, 21 TD

- Most Sacks – Season
 16 Myles Garrett (2021)
 16 Myles Garrett (2022)
 14.5 Bill Glass (1965)*
 14 Jack Gregory (1970)*
 14 Reggie Camp (1984)
13.5 Myles Garrett (2018)
- Most Sacks – Game
4.5 Myles Garrett (9/26/2021 vs. Chicago Bears)
 4 Jerry Sherk (11/14/1976 vs. Philadelphia Eagles)*
 4 Mack Mitchell (11/20/1977 vs. New York Giants)*
 4 Andra Davis (11/9/2003 at Kansas City Chiefs)
- Most Consecutive Games At Least One Sack
 7 Bill Glass (1966)*
- Most Sack Yards – Career
 568 Clay Matthews (1978-92)*
 547 Jerry Sherk (1970-81)*
- Most Sack Yards – Season
 125.5 Reggie Camp (1984)*
- Most Sack Yards – Game
 39 Reggie Camp (11/25/1984 vs. Houston Oilers)

TEAM RECORDS

- Most Points Against – Season
 462 (1990); 16 FG, 56 PAT, 59 TD
 452 (2016); 19 FG, 49 PAT, 56 TD, 2 SAFETY
 437 (1999); 33 FG, 40 PAT, 49 TD
 432 (2015); 30 FG, 44 PAT, 49 TD
 419 (2000); 31 FG, 44 PAT, 46 TD
 419 (2020); 23 FG, 38 PAT, 50 TD, 5 PPT
- Most Points Against – Game
 58 (12/9/1990 at Houston Oilers); 1 FG, 7 PAT, 8 TD
 58 (11/28/2004 at Cincinnati Bengals); 3 FG, 7 PAT, 7 TD
 55 (10/17/1954 at Pittsburgh Steelers); 7 PAT, 8 TD
 55 (11/12/1967 at Green Bay Packers); 2 FG, 7 PAT, 7 TD
 51 (11/9/1969 at Minnesota Vikings); 3 FG, 6 PAT, 6 TD
 51 (10/7/1979 vs. Pittsburgh Steelers); 1 FG, 6 PAT, 7 TD
- Fewest Points Against – Season
 144 (1950); 4 FG, 18 PAT, 19 TD
 152 (1951); 4 FG, 18 PAT, 20 TD
 162 (1953); 2 FG, 20 PAT, 22 TD
 162 (1954); 3 FG, 21 PAT, 22 TD
 172 (1957); 7 FG, 19 PAT, 22 TD
- Most Points, Both Teams – Game
 106 (11/28/2004 at Cincinnati Bengals); 5 FG, 13 PAT, 13 TD (L, 48-58)
 96 (9/16/2007 vs. Cincinnati Bengals); 12 PAT, 12 TD, 4 FG (W, 51-45)
 89 (12/4/1966 vs. New York Giants); 4 FG, 11 PAT, 11 TD (W, 49-40)
 89 (12/14/2020 vs. Baltimore Ravens); 1 FG, 8 PAT, 2 PPT, 12 TD (L, 42-47)
 89 (10/3/2021 at Los Angeles Chargers); 2 FG, 7 PAT, 2 PPT, 12 TD (L, 45-42 OT)
- Fewest Points, Both Teams – Game
 6 (10/1/1950 vs. New York Giants); 1 TD (L, 0-6)
 6 (11/21/1954 vs. Philadelphia Eagles); 2 FG (W, 6-0)
 7 (10/25/1953 at New York Giants); 1 PAT, 1 TD (W, 7-0)
 7 (12/1/1974 vs. San Francisco 49ers); 1 PAT, 1 TD (W, 7-0)
 8 (12/12/1970 vs. Dallas Cowboys); 2 FG, 1 SAFETY (L, 2-6)
 8 (12/16/2007 vs. Buffalo Bills); 2 FG, 1 SAFETY (W, 8-0)
- Most Touchdowns – Season
 54 (1966); 18 Rush, 33 Rec, 3 Ret
 50 (1964); 14 Rush, 28 Rec, 8 Ret
 50 (2020); 21 Rush, 27 Rec, 2 Def
- Most Touchdowns – Game
 8 (12/6/1953 vs. New York Giants); 2 Rush, 5 Rec, 1 Ret
 8 (11/7/1954 vs. Washington Redskins); 3 Rush, 4 Rec, 1 Ret
- Most Touchdowns Against – Season
 59 (1990); 21 Rush, 32 Rec, 6 Def
 56 (2016); 18 Rush, 36 Rec, 2 Def
 50 (2020); 16 Rush, 31 Rec, 2 Def, 1 Return
- Most Touchdowns Against – Game
 8 (10/17/1954 at Pittsburgh Steelers); 2 Rush, 4 Rec, 2 Ret
 8 (12/9/1990 at Houston Oilers); 4 Rush, 3 Rec, 1 Def
- Fewest Touchdowns – Season
 17 (1982); 7 Rush, 9 Rec, 1 Ret
 17 (2000); 7 Rush, 9 Rec, 1 Ret
 19 (1956); 8 Rush, 8 Rec, 3 Ret
 20 (2008); 6 Rush, 11 Rec, 1 Ret, 2 Def
 21 (2011); 4 Rush, 16 Rec, 1 Ret

Fewest Touchdowns Against – Season

- 19 (1950); 10 Rush, 8 Rec, 1 Ret
- 20 (1951); 8 Rush, 10 Rec, 2 Ret
- 21 (1956); 13 Rush, 7 Rec, 1 Ret

Most Touchdowns Rushing – Season

- 24 (1958)
- 23 (1954)

Most Touchdowns Rushing – Game

- 6 (11/24/1957 vs. Los Angeles Rams)
- 5 four times, most recently: (11/11/1959 at Baltimore Colts)

Most Touchdowns Rushing Against – Season

- 29 (1999)
- 26 (2000)
- 25 (1979)
- 22 (2004, 2022)
- 21 (1975, 1990)

Most Touchdowns Rushing Against – Game

- 6 (10/15/1961 vs. Green Bay Packers)
- 5 (10/13/1991 at Washington Redskins)
- 5 (12/3/2000 at Jacksonville Jaguars)
- 5 (12/14/2020 vs. Baltimore Ravens)

Fewest Touchdowns Rushing – Season

- 4 (2005, 2011, 2013)
- 5 (1995, 2015)
- 6 (1956, 2004, 2008)

Fewest Touchdowns Rushing Against – Season

- 4 (1954)
- 5 (1992)

Most Touchdowns Rushing, Both Teams – Game

- 9 (12/14/2020 vs. Baltimore Ravens)

Most Touchdowns Passing – Season

- 34 (2015)
- 33 (1966)
- 30 (1980)
- 29 (2007), (2018)

Most Touchdowns Passing – Game

- 6 two times, most recently: (10/30/1966 at Atlanta Falcons)

Fewest Touchdowns Passing – Season

- 7 (1975)
- 8 (1956)
- 9 (1982, 2000)

Most Touchdowns Passing Against – Season

- 36 (2016)
- 32 (1990)
- 31 (1965, 2020)
- 29 (2007, 2013, 2021)

Most Touchdowns Passing Against – Game

- 6 two times, most recently: (9/16/2007 vs. Cincinnati Bengals)

Fewest Touchdowns Passing Against – Season

- 7 (1956)
- 8 (1950, 1957)

Most Points After Touchdowns – Season

- 52 (1966)
- 49 (1964)

Most Points After Touchdowns – Game

- 8 (12/6/1953 vs. New York Giants)
- 8 (11/7/1954 vs. Washington Redskins)

Fewest Points After Touchdowns – Season

- 17 (1982, 2000)
- 18 (1956)

Most Points After Touchdowns Against – Season

- 56 (1990)
- 49 (2016)

Most Points After Touchdowns Against – Game

- 7 six times; most recently: (11/28/2004 at Cincinnati Bengals)

Fewest Points After Touchdowns Against – Season

- 18 (1950, 1951)

Most Field Goals Made – Season

- 30 (2008)
- 29 (1995, 2012)
- 28 (2015)
- 27 (2005)

Most Field Goals Made – Game

- 6 (11/5/2006 at San Diego Chargers)
- 5 five times; most recently: (11/4/2012 vs. Baltimore Ravens)

Fewest Field Goals Made – Season

- 5 (1959)
- 7 (1982)

Most Field Goals Made Against – Season

- 35 (2003)
- 33 (1999)
- 32 (2007)
- 31 (1993, 2000)

Most Field Goals Made Against – Game

- 6 (11/20/2022 at Buffalo Bills)

Fewest Field Goals Made Against – Season

- 2 (1953)
- 3 (1954)

Most Safeties For – Season

- 3 (1970)
- 2 (1993, 2020)

Most Safeties For – Game

- 1 24 times; most recently: (11/22/2020 vs. Philadelphia Eagles)

Most Safeties Against – Season

- 3 (1974, 1987)

Most Safeties, Both Teams – Season

- 4 (1993)

Most Safeties, Both Teams – Game

- 2 (9/13/1987 at New Orleans Saints)
- 2 (11/14/1993 at Seattle Seahawks)

Most Two-Point Conversions – Season

- 4 (1994), (2018)

Most Two-Point Conversions – Game

- 2 (9/30/2018 at Oakland Raiders)

Most Two-Point Conversions, Both Teams – Season

- 7 (2018, 2020)

Most Two-Point Conversions Against – Season

- 5 (2020)

Most Two-Point Conversions Against – Game

- 3 (10/4/2020 at Dallas Cowboys)

Most Points 1st Quarter

- 24 (11/22/2009 at Detroit Lions)

Most Points 2nd Quarter

- 28 four times; most recently: (12/6/2020 at Tennessee Titans)

Most Points 3rd Quarter

- 24 (12/6/1953 vs. New York Giants)

Most Points 4th Quarter

- 28 (10/25/1964 vs. New York Giants)

Most Points 1st Half

- 38 (12/6/2020 at Tennessee Titans)

Most Points 2nd Half

- 35 five times; most recently: (11/28/2004 at Cincinnati Bengals)

Largest Margin of Victory

- 59 (11/7/1954 vs. Washington Redskins)

Largest Margin of Defeat

- 48 (11/12/1967 at Green Bay Packers)
- 48 (11/9/1969 at Minnesota Vikings)
- 48 (12/3/2000 at Jacksonville Jaguars)

FIRST DOWNS

Most First Downs – Season

- 364 (1981)

Most First Downs – Game

- 35 (11/23/1986 vs. Pittsburgh Steelers)

Fewest First Downs – Season

- 173 (1956)

Fewest First Downs – Game

- 1 (12/3/1950 vs. Philadelphia Eagles)

Most First Downs by Opponents – Season

- 377 (2018)

Most First Downs by Opponents – Game

- 36 (11/25/1979 at Pittsburgh Steelers)

Fewest First Downs by Opponents – Season

- 147 (1954)

Fewest First Downs by Opponents – Game
 4 (11/7/1954 vs. Washington Redskins)
 4 (10/21/1973 vs. Houston Oilers)

Most First Downs, Both Teams – Game
 68 (10/4/2020 at Dallas Cowboys)

Most First Downs Rushing – Season
 142 (2022)

Most First Downs Rushing – Game
 21 (12/13/1959 at Philadelphia Eagles)

Fewest First Downs Rushing – Season
 53 (2000)
 64 (1982, 1999)

Fewest First Downs Rushing – Game
 0 three times, most recently: (12/7/2006 at Pittsburgh Steelers)

Most First Downs Rushing by Opponents – Season
 161 (1999)

Most First Downs Rushing by Opponents – Game
 20 (10/10/1964 vs. Pittsburgh Steelers)

Fewest First Downs Rushing by Opponents – Season
 56 (1954)

Fewest First Downs Rushing by Opponents – Game
 0 two times, most recently: (9/22/1974 vs. Houston Oilers)

Most First Downs Passing – Season
 207 (1980)

Most First Downs Passing – Game
 22 (9/7/1981 vs. San Diego Chargers)

Fewest First Downs Passing – Season
 63 (1956)

Fewest First Downs Passing – Game
 0 two times, most recently: (12/3/2000 at Jacksonville Jaguars)

Most First Downs Passing by Opponents – Season
 220 (2016)

Most First Downs Passing by Opponents – Game
 29 (10/4/2020 at Dallas Cowboys)

Fewest First Downs Passing by Opponents – Season
 62 (1956)

Fewest First Downs Passing by Opponents – Game
 0 (11/24/1974 vs. Buffalo Bills)

Most First Downs by Penalty – Season
 37 (1981)

Most First Downs by Penalty – Game
 7 4 times; most recently: (11/5/2006 at San Diego Chargers)

Fewest First Downs by Penalty – Season
 4 (1952)

Most First Downs by Penalty by Opponents – Season
 38 (1978, 1980, 2012, 2014)

Most First Downs by Penalty by Opponents – Game
 10 (11/18/2012 at Dallas Cowboys)

Fewest First Downs by Penalty by Opponents – Season
 10 (1961)

NET YARDS

Most Net Yards Gained – Season
 5,934 (2022)
 5,915 (1981)
 5,913 (2020)
 5,900 (2018)
 5,791 (2021)

Most Net Yards Gained – Game
 562 (10/25/1981 vs. Baltimore Colts)
 558 (11/10/1986 vs. Miami Dolphins)
 554 (9/16/2007 vs. Cincinnati Bengals)
 543 (9/15/1963 vs. Washington Redskins)
 536 (11/23/1986 vs. Pittsburgh Steelers)

Fewest Net Yards Gained – Season
 2,708 (1982)
 3,310 (1956)
 3,341 (1973)

Fewest Net Yards Gained – Game
 26 (12/12/2004 at Buffalo Bills)
 40 (9/12/1999 vs. Pittsburgh Steelers)
 53 (12/3/2000 at Jacksonville Jaguars)
 59 (12/3/1950 vs. Philadelphia Eagles)
 60 (10/24/1971 vs. Denver Broncos)

Most Net Yards Gained by Opponents – Season
 6,288 (2018)
 6,279 (2016)
 6,229 (2009)
 6,067 (2015)
 6,046 (1999)

Most Net Yards Gained by Opponents – Game
 606 (11/25/1979 at Pittsburgh Steelers)
 582 (11/7/1965 vs. Philadelphia Eagles)
 566 (10/4/2020 at Dallas Cowboys)
 565 (9/30/2018 at Oakland Raiders)
 564 (11/6/2008 vs. Denver Broncos)
 559 (10/23/2016 at Cincinnati Bengals)

Fewest Net Yards Gained by Opponents – Season
 2,658 (1954)
 2,802 (1957)
 2,841 (1955)

Fewest Net Yards Gained by Opponents – Game
 47 (9/26/2021 vs. Chicago Bears)
 53 (9/10/1989 at Pittsburgh Steelers)
 64 (11/7/1954 vs. Washington Redskins)

PLAYS

Most Offensive Plays – Season
 1,138 (1981)
 1,116 (2022)
 1,092 (1979)

Most Offensive Plays – Game
 92 (10/6/1956 at Pittsburgh Steelers)
 87 (10/30/1977 vs. Kansas City Chiefs)
 87 (10/2/2011 vs. Tennessee Titans)
 85 three times, most recently: (9/9/2018 vs. Pittsburgh Steelers)

Fewest Offensive Plays – Season
 616 (1982)
 647 (1960)
 681 (1958)

Fewest Offensive Plays – Game
 28 (9/12/1999 vs. Pittsburgh Steelers)
 35 (12/14/2014 vs. Cincinnati Bengals)
 37 (10/27/1963 vs. New York Giants)
 39 (11/11/1962 at Washington Redskins)
 39 (11/9/1969 at Minnesota Vikings)

Most Offensive Plays by Opponents – Season
 1,158 (1999)
 1,122 (2000)
 1,122 (2018)
 1,107 (2013)

Most Offensive Plays by Opponents – Game
 91 (11/14/2010 vs. New York Jets)
 90 four times, most recently: (9/30/2018 at Oakland Raiders)

Fewest Offensive Plays by Opponents – Season
 594 (1982)
 638 (1957)
 672 (1954)

Fewest Offensive Plays by Opponents – Game
 38 (10/18/1987 at Cincinnati Bengals)
 40 (10/25/1953 at New York Giants)
 40 (9/20/1981 at Cincinnati Bengals)

RUSHING

Most Yards Gained Rushing – Season
 2,639 (1963)
 2,546 (1958)
 2,490 (2022)

Most Yards Gained Rushing – Game
 352 (10/12/1958 vs. Chicago Cardinals)
 351 (12/20/2009 at Kansas City Chiefs)
 338 (10/29/1950 vs. Pittsburgh Steelers)

Fewest Yards Gained Rushing – Season
 883 (1982)
 1,085 (2000)
 1,150 (1999)
 1,220 (1990)

Fewest Yards Gained Rushing – Game
 6 (11/6/1960 vs. New York Giants)
 9 (9/12/1999 vs. Pittsburgh Steelers)
 11 (9/17/1967 vs. Dallas Cowboys)

Most Yards Gained Rushing by Opponents – Season

2,736 (1999)
2,604 (1979)
2,505 (2000)
2,431 (2008)
2,415 (1974)

Most Yards Gained Rushing by Opponents – Game

361 (10/7/1979 vs. Pittsburgh Steelers)
354 (10/10/1964 vs. Pittsburgh Steelers)
343 (9/14/2003 at Baltimore Ravens)
305 (11/11/1956 vs. Baltimore Colts)

Fewest Yards Gained Rushing by Opponents – Season

1,050 (1954)
1,189 (1955)
1,292 (1982)

Fewest Yards Gained Rushing by Opponents – Game

4 (11/28/1954 at New York Giants)
20 (10/22/1967 vs. Chicago Bears)
20 (9/8/2013 vs. Miami Dolphins)

Most Rushing Attempts – Season

559 (1978)
536 (1955)
535 (1985)

Most Rushing Attempts – Game

60 (10/2/1955 at San Francisco 49ers)
59 (12/4/1955 at Pittsburgh Steelers)
59 (12/13/1959 at Philadelphia Eagles)

Fewest Rushing Attempts – Season

256 (1982)
313 (1999)
336 (2000)
348 (2013)

Fewest Rushing Attempts – Game

9 (9/12/1999 vs. Pittsburgh Steelers)
10 (11/9/1969 at Minnesota Vikings)
11 (10/14/1956 vs. New York Giants)
11 (11/10/1991 vs. Philadelphia Eagles)
11 (12/7/2006 at Pittsburgh Steelers)

Most Rushing Attempts by Opponents – Season

610 (1999)
594 (2000)
577 (1979)
563 (1978)

Most Rushing Attempts by Opponents – Game

64 (10/10/1964 vs. Pittsburgh Steelers)
59 (12/16/1956 vs. Chicago Cardinals)
57 (11/23/1952 vs. Philadelphia Eagles)
57 (10/24/1971 vs. Denver Broncos)
57 (9/12/1999 vs. Pittsburgh Steelers)

Highest Average Gain Rushing – Season

5.74 (1963)
5.36 (1958)
5.22 (1966)

Lowest Average Gain Rushing – Season

3.24 (2001)
3.38 (1971)
3.42 (1970)
3.45 (1982)

PASSING

Most Gross Yards Gained Passing – Season

4,372 (2013)
4,339 (1981)
4,261 (2018)

Most Gross Yards Gained Passing – Game

457 (10/11/2015 at Baltimore Ravens)
444 (10/25/1981 vs. Baltimore Colts)
414 (11/23/1986 vs. Pittsburgh Steelers)

Highest Gross Average Yards Per Attempt – Season

10.17 (1953)
9.61 (1957)
9.51 (1955)

Fewest Gross Yards Gained Passing – Season

1,358 (1956)
1,741 (1973)
1,758 (1958)

Fewest Gross Yards Gained Passing – Game

15 (12/19/1954 vs. Detroit Lions)
23 (10/11/2009 at Buffalo Bills)
26 (10/25/1953 at New York Giants)
26 (11/2/1958 vs. New York Giants)
33 (12/3/2000 at Jacksonville Jaguars)

Most Gross Yards Gained Passing by Opponents – Season

4,370 (2018)
4,224 (2020)
4,173 (2016)
4,169 (2015)
4,156 (2012)

Most Gross Yards Gained Passing by Opponents – Game

502 (10/4/2020 at Dallas Cowboys)
456 (12/14/1980 at Minnesota Vikings)
441 (11/6/2008 vs. Denver Broncos)
437 (9/30/2018 at Oakland Raiders)
422 (11/22/2009 at Detroit Lions)

Fewest Gross Yards Gained Passing by Opponents – Season

1,215 (1956)
1,511 (1957)
1,581 (1950)

Fewest Gross Yards Gained Passing by Opponents – Game

9 (11/24/1974 vs. Buffalo Bills)
17 (10/22/1950 at New York Giants)
21 (11/11/1956 vs. Baltimore Colts)

Most Passes Attempted – Season

681 (2013)
624 (1981)
609 (2015)
574 (2017)
574 (2018)

Most Passes Attempted – Game

61 (10/2/2011 vs. Tennessee Titans)
57 (9/7/1981 vs. San Diego Chargers)
56 (11/17/2013 at Cincinnati Bengals)
55 (9/22/2013 at Minnesota Vikings)
54 (11/5/1995 vs. Houston Oilers)

Fewest Passes Attempted – Season

195 (1957)
202 (1956)
206 (1958)

Fewest Passes Attempted – Game

0 (12/3/1950 vs. Philadelphia Eagles)
4 (11/4/1956 at Green Bay Packers)
5 (10/25/1953 at New York Giants)
6 (12/19/1954 vs. Detroit Lions)

Most Passes Attempted by Opponents – Season

626 (2018)
605 (2013)
600 (2012)
587 (1994)
587 (2014)

Most Passes Attempted by Opponents – Game

61 (10/4/2020 at Dallas Cowboys)
59 (9/20/1992 at Los Angeles Raiders)
58 (9/18/1994 vs. Arizona Cardinals)
58 (9/30/2018 at Oakland Raiders)
56 three times, most recently; (10/26/2014 vs. Oakland Raiders)

Fewest Passes Attempted by Opponents – Season

226 (1956)
242 (1957)
266 (1982)

Fewest Passes Attempted by Opponents – Game

6 (12/19/2004 vs. San Diego Chargers)
7 (11/24/1974 vs. Buffalo Bills)
8 (12/16/1956 vs. Chicago Cardinals)

Most Passes Completed – Season

379 (2013)
371 (2015)
360 (2017)
353 (2018)
348 (1981)

Most Passes Completed – Game

- 40 (10/2/2011 vs. Tennessee Titans)
- 36 (10/11/2015 at Baltimore Ravens)
- 36 (9/22/2002 at Tennessee Titans)
- 33 (11/15/2015 at Pittsburgh Steelers)
- 33 (12/5/1982 vs. San Diego Chargers)

Fewest Passes Completed – Season

- 105 (1956)
- 108 (1957)
- 110 (1958)

Fewest Passes Completed – Game

- 1 (12/19/1954 vs. Detroit Lions)
- 2 (10/25/1953 at New York Giants)
- 2 (11/4/1956 at Green Bay Packers)
- 2 (10/11/2009 at Buffalo Bills)

Most Passes Completed by Opponents – Season

- 393 (2018)
- 378 (2012)
- 371 (2020)
- 367 (2021)
- 363 (2013)

Most Passes Completed by Opponents – Game

- 41 (10/4/2020 at Dallas Cowboys)
- 38 (12/14/1980 at Minnesota Vikings)
- 38 (11/11/2018 vs. Atlanta Falcons)
- 37 (9/17/2020 vs. Cincinnati Bengals)
- 36 (10/25/2020 at Cincinnati Bengals)

Fewest Passes Completed by Opponents – Season

- 105 (1957)
- 107 (1956)
- 121 (1950)

Fewest Passes Completed by Opponents – Game

- 1 (11/24/1974 vs. Buffalo Bills)
- 2 (10/22/1950 at New York Giants)
- 2 (12/16/1956 vs. Chicago Cardinals)
- 2 (10/15/1972 vs. Chicago Bears)

Highest Completion Percentage – Season

- 63.04 (1953)
- 63.01 (2015)
- 62.87 (2020)
- 62.23 (2006)
- 62.04 (2022)

Highest Completion Percentage – Game

- 91.30 (12/26/1993 at Los Angeles Rams)
- 85.71 (12/13/1959 at Philadelphia Eagles)
- 84.38 (12/20/2020 at New York Giants)

Lowest Completion Percentage – Season

- 46.88 (1972)
- 48.05 (1967)
- 48.47 (1970)

Lowest Completion Percentage – Game

- 11.76 (10/11/2009 at Buffalo Bills)
- 16.67 (12/19/1954 vs. Detroit Lions)
- 19.05 (10/3/1970 vs. Pittsburgh Steelers)
- 25.00 (10/27/1963 vs. New York Giants)
- 25.00 (9/29/1968 vs. Los Angeles Rams)

TIME OF POSSESSION**Highest Time of Possession – Game**

- 42:56 (10/23/2011 vs. Seattle Seahawks)
- 42:50 (11/22/1987 at Houston Oilers)
- 42:12 (10/18/1987 at Cincinnati Bengals)
- 41:59 (9/20/1981 at Cincinnati Bengals)
- 40:50 (9/10/1989 at Pittsburgh Steelers)

Highest Time of Possession by Opponents – Game

- 47:49 (9/12/1999 vs. Pittsburgh Steelers)
- 47:08 (11/14/2010 vs. New York Jets) (OT)
- 44:35 (12/14/2003 at Denver Broncos) (OT)
- 42:20 (9/15/1980 vs. Houston Oilers)
- 42:10 (11/3/2002 vs. Pittsburgh Steelers)

Highest Average Time of Possession – Season

- 31:44 (1987)
- 31:33 (2022)
- 30:59 (1981)
- 30:53 (1984)
- 30:51 (1983)

INTERCEPTIONS**Most Interceptions – Season**

- 33 (2001)
- 32 (1968)
- 31 (1950, 1960)

Most Interceptions – Game

- 7 (12/11/1960 vs. Chicago Bears)
- 7 (9/23/2001 vs. Detroit Lions)
- 6 four times, most recently: (9/20/1987 vs. Pittsburgh Steelers)

Fewest Interceptions – Season

- 7 (2017)
- 8 (1999, 2020)
- 9 (2011)
- 10 (1975, 2009, 2016)

Most Interceptions by Opponents – Season

- 31 (1977)
- 28 (1983, 2017)
- 27 (1971, 1979, 1981)

Most Interceptions by Opponents – Game

- 6 four times; most recently: (10/16/1983 at Pittsburgh Steelers)

Fewest Interceptions by Opponents – Season

- 5 (1960)
- 9 (1953, 1959)

Most Interception Return Yards – Season

- 624 (1960)
- 444 (1964)
- 430 (1977)

Most Interception Return Yards – Game

- 213 (12/11/1960 vs. Chicago Bears)
- 132 (11/20/1983 at New England Patriots)
- 130 (11/7/2021 at Cincinnati Bengals)

Fewest Interception Return Yards – Season

- 52 (1999)
- 57 (2022)
- 68 (2000)
- 93 (2011)
- 100 (2018)

Most Interception Return Yards by Opponents – Season

- 518 (1984)
- 508 (1983)
- 453 (1971)

Most Interception Return Yards by Opponents – Game

- 147 (10/17/1954 at Pittsburgh Steelers)
- 142 (10/16/1983 at Pittsburgh Steelers)
- 140 (10/18/1970 vs. Detroit Lions)

Fewest Interception Return Yards by Opponents – Season

- 58 (1960)
- 68 (1966)
- 76 (2016)

Fewest Interceptions by Opponents – Season

- 5 (1960)
- 9 (1953, 1959)

Most Touchdowns by Interceptions – Season

- 6 (1960)
- 4 (1954, 1989, 2001)

Most Touchdowns by Interceptions – Game

- 3 (12/11/1960 vs. Chicago Bears)

Most Touchdowns by Interceptions by Opponents – Season

- 4 (1970, 2003)
- 3 (1990, 2010)

Most Touchdowns by Interceptions by Opponents – Game

- 2 (10/17/1954 at Pittsburgh Steelers)
- 2 (10/18/1970 vs. Detroit Lions)

PUNTING**Most Punts – Season**

- 108 (2000)
- 106 (1999)
- 99 (2001)
- 97 (1989)
- 94 (2009)

Most Punts – Game

- 12 four times; most recently: (9/9/2018 vs. Pittsburgh Steelers)

Fewest Punts – Season

45 (1962)
48 (1982)
49 (1964)

Fewest Punts – Game

0 three times; most recently: (10/13/2008 vs. New York Giants)

Most Punts by Opponents – Season

97 (1994)
94 (1989)
91 (1985)

Most Punts by Opponents – Game

11 five times; most recently: (12/17/1989 vs. Minnesota Vikings)

Fewest Punts by Opponents – Season

40 (1982)
46 (1960)
50 (1959, 2020)

Fewest Punts by Opponents – Game

0 six times; most recently: (11/13/2022 at Miami Dolphins)

Most Punts, Both Teams – Season

191 (1989)
179 (2014)
178 (2012)
177 (1994)
176 (2000)

Most Punts, Both Teams – Game

23 (11/19/1989 vs. Kansas City Chiefs)
21 (11/18/1973 at Oakland Raiders)
21 (12/17/1989 vs. Minnesota Vikings)

Fewest Punts, Both Teams – Season

88 (1982)
100 (1959)
101 (1960, 1962, 2020)

Fewest Punts, Both Teams – Game

1 three times; most recently: (10/25/2020 at Cincinnati Bengals)

Highest Gross Punting Average – Season

48.50 (2022)
47.63 (2017)
46.71 (2015)

Highest Gross Punting Average – Game

60.50 (9/13/2015 at New York Jets)
59.50 (10/9/2022 vs. Los Angeles Chargers)
58.00 (12/3/1978 at Seattle Seahawks)

Highest Gross Punting Average by Opponents – Season

46.93 (2016)
46.02 (2022)
46.00 (2012)

Highest Gross Punting Average by Opponents – Game

61.00 (9/13/1993 vs. San Francisco 49ers)
60.30 10/23/2022 at Baltimore Ravens)
59.00 (11/27/1960 at St. Louis Cardinals)

PUNT RETURNS

Most Punt Returns – Season

61 (1954)
55 (1952)
52 (1974)

Most Punt Returns – Game

8 three times; most recently: (11/18/1956 at Philadelphia Eagles)

Fewest Punt Returns – Season

20 (1962, 1964)
21 (1960)
22 (2010)

Most Punt Returns by Opponents – Season

69 (2000)
68 (1974, 1999)
52 (2001)

Most Punt Returns by Opponents – Game

12 (12/3/1950 vs. Philadelphia Eagles)
9 (11/13/1995 at Pittsburgh Steelers)

Fewest Punt Returns by Opponents – Season

15 (1962)
16 (1987)

Most Punt Return Yardage – Season

606 (2012)
563 (1993)
523 (1974)
496 (1989)

Most Punt Return Yardage – Game

179 (10/3/2013 vs. Buffalo Bills)
166 (10/24/1993 vs. Pittsburgh Steelers)
154 (9/20/2015 vs. Tennessee Titans)
144 (12/9/2012 vs. Kansas City Chiefs)
135 (12/30/2007 vs. San Francisco 49ers)

Fewest Punt Return Yardage – Season

96 (1968)
111 (1962)
115 (2020)

Most Punt Return Yardage by Opponents – Season

793 (2000)
762 (1999)
705 (1974)
647 (2001)

Most Punt Return Yardage by Opponents – Game

149 (9/22/1974 vs. Houston Oilers)
133 (12/9/2001 at New England Patriots)
131 (11/13/1995 at Pittsburgh Steelers)
126 (11/26/2000 at Baltimore Ravens)
126 (11/25/2001 vs. Cincinnati Bengals)

Fewest Punt Return Yardage by Opponents – Season

39 (1959)
70 (1967)
72 (1969)

Highest Punt Return Average – Season

15.15 (1964)
15.13 (1950)
14.80 (2012)
13.50 (2007)
13.24 (1993)

Lowest Punt Return Average – Season

4.00 (1968)
4.07 (1953)
4.79 (2020)

Highest Punt Return Average Allowed – Season

18.00 (1977)
12.44 (2001)
12.27 (2022)
11.70 (2011)

Lowest Punt Return Average Allowed – Season

1.22 (1959)
2.41 (1967)
2.50 (1958)

Most Punt Return Touchdowns – Season

3 (1993)
2 (1965, 1994, 2002)

Most Punt Return Touchdowns – Game

2 (10/24/1993 vs. Pittsburgh Steelers)

Most Punt Return Touchdowns by Opponents – Season

3 (1977)
2 (1976)

Most Punt Return Touchdowns by Opponents – Game

2 (9/26/1976 at Denver Broncos)

KICKOFF RETURNS

Most Kickoff Returns – Season

89 (1999)
85 (2000)
75 (1979, 2004)

Most Kickoff Returns – Game

10 (11/28/2004 at Cincinnati Bengals)
9 four times; most recently: (12/3/2000 at Jacksonville Jaguars)

Fewest Kickoff Returns – Season

27 (1951)
29 (1959)
30 (1953)

Most Kickoff Returns by Opponents – Season

78 (1986)
76 (2007)
75 (1964)
72 (1978, 1987)

Most Kickoff Returns by Opponents – Game

10 (9/16/2007 vs. Cincinnati Bengals)
9 (11/16/2003 vs. Arizona Cardinals)
9 (11/28/2004 at Cincinnati Bengals)

Fewest Kickoff Returns by Opponents – Season

20 (2017)
23 (1982)
24 (2016), (2018)

Most Kickoff Return Yardage – Season

1,943 (2007)
1,725 (1999)
1,710 (2000)
1,697 (1978)
1,670 (2009)

Most Kickoff Return Yardage – Game

278 (12/20/2009 at Kansas City Chiefs)
256 (11/7/1965 vs. Philadelphia Eagles)
245 (11/18/2007 at Baltimore Ravens)
237 (11/2/2008 vs. Baltimore Ravens)
225 (9/20/1964 vs. St. Louis Cardinals)

Fewest Kickoff Return Yardage – Season

496 (1951)
551 (1959)
579 (1953)

Most Kickoff Return Yardage by Opponents – Season

1,590 (2007)
1,517 (1964)
1,501 (1966)
1,476 (1986)

Most Kickoff Return Yardage by Opponents – Game

243 (9/16/2007 vs. Cincinnati Bengals)
236 (12/15/1963 at Washington Redskins)
236 (12/4/1966 vs. New York Giants)
229 (11/16/2003 vs. Arizona Cardinals)
226 (11/17/1968 at Pittsburgh Steelers)

Fewest Kickoff Return Yardage by Opponents – Season

424 (1982)
471 (2017)
510 (2016)

Highest Kickoff Return Average – Season

27.00 (2007)
26.26 (2020)
25.39 (2015)

Lowest Kickoff Return Average – Season

16.15 (1991)
17.00 (2010)
17.51 (1952)

Highest Kickoff Return Average Allowed – Season

26.63 (1975)
26.16 (1961)
25.69 (1981)

Lowest Kickoff Return Average Allowed – Season

14.34 (1980)
16.78 (1988)
17.33 (1985)

Most Kickoff Return Touchdowns – Season

3 (2009)

Most Kickoff Return Touchdowns – Game

2 (12/20/2009 at Kansas City Chiefs)

Most Kickoff Return Touchdowns by Opponents – Season

2 (1966, 1967)

Most Kickoff Return TDs by Opponents – Game

2 (11/12/1967 at Green Bay Packers)

PENALTIES**Most Penalties – Season**

128 (1989)
127 (1978)

Most Penalties – Game

21 (11/25/1951 vs. Chicago Bears)
18 (10/7/1951 at Los Angeles Rams, 9/18/2019 vs. Tennessee Titans)

Most Penalty Yards – Season

1,165 (1978)
1,106 (2019)

Most Penalty Yards – Game

209 (11/25/1951 vs. Chicago Bears)
188 (11/15/2015 at Pittsburgh Steelers)
188 (10/29/1995 at Cincinnati Bengals)

Fewest Penalties – Season

36 (1959)
47 (1961)

Fewest Penalties – Game

0 three times, most recently: (11/19/2017 vs. Jacksonville Jaguars)

Fewest Penalty Yards – Season

329 (1959)
455 (1961)

Most Penalties by Opponents – Season

141 (2003)
131 (1978)
129 (1994)

Most Penalties by Opponents – Game

19 (10/12/2003 vs. Oakland Raiders)
17 (12/4/1988 vs. Dallas Cowboys)
16 (11/25/1951 vs. Chicago Bears)
16 (11/8/1987 vs. Atlanta Falcons)

Most Penalty Yards by Opponents – Season

1,139 (1994)
1,110 (1978)

Most Penalty Yards by Opponents – Game

165 (11/25/1951 vs. Chicago Bears)
161 (9/21/1970 vs. New York Jets)

Fewest Penalties by Opponents – Season

32 (1959)
37 (1958)

Fewest Penalties by Opponents – Game

0 three times; most recently: (12/26/1999 vs. Indianapolis Colts)

Fewest Penalty Yards by Opponents – Season

285 (1959)
335 (1953)

Most Penalties, Both Teams – Game

37 (11/25/1951 vs. Chicago Bears)
27 (9/11/1983 at Detroit Lions)
27 (9/17/1978 at Atlanta Falcons)

Most Penalty Yards, Both Teams – Game

374 (11/25/1951 vs. Chicago Bears)
270 (10/29/1995 at Cincinnati Bengals)

FUMBLES**Most Fumbles – Season**

50 (1978)
46 (1976)

Most Fumbles – Game

9 two times; most recently: (12/23/1990 at Pittsburgh Steelers)

Fewest Fumbles – Season

8 (1959)
14 (1958, 2019)

Most Fumbles by Opponents – Season

39 (1972, 1979)

Most Fumbles by Opponents – Game

8 four times; most recently: (11/25/2012 vs. Pittsburgh Steelers)

Fewest Fumbles by Opponents – Season

11 (1956)
12 (2016)

Most Fumbles, Both Teams – Game

13 two times; most recently: (12/20/1981 at Seattle Seahawks)

Most Fumbles Lost – Season

29 (1951, 1978)
26 (1981)
24 (1950)
23 (1985, 1990)

Most Fumbles Lost – Game

8 (12/23/1990 at Pittsburgh Steelers)
7 (12/20/1981 at Seattle Seahawks)

Fewest Fumbles Lost – Season

5 (1959)
6 (2008, 2011)
7 (1964, 2014, 2018, 2019)

Most Opponents Fumbles Recovered – Season

29 (1951)
24 (1950)

Most Opponents Fumbles Recovered – Game

8 (12/23/1990 at Pittsburgh Steelers)
7 (12/20/1981 at Seattle Seahawks)
6 (11/12/1950 vs. San Francisco 49ers)

Fewest Opponents Fumbles Recovered – Season
 3 (2016)
 6 (2019)
 7 (2003, 2013)

SACKS

Most Times Browns Sacked Opponent Quarterback – Season
 48 (1992, 1993)
 45 (1989)
 44 (1967, 1985)

Most Times Browns Sacked Opponent Quarterback – Game
 11 (11/18/1984 at Atlanta Falcons)
 9 (10/16/1988 vs. Philadelphia Eagles)
 9 (12/5/1993 vs. New Orleans Saints)
 9 (12/13/2015 vs. San Francisco 49ers)
 9 (9/26/2021 vs. Chicago Bears)

Fewest Times Browns Sacked Opponent Quarterback – Season
 17 (2008)
 22 (1982)
 23 (2005)
 25 (1971, 1999)

Most Times Browns Quarterbacks Sacked – Season
 66 (2016)
 60 (1999)
 55 (1984)
 54 (2006)
 53 (2015)

Most Times Browns Quarterbacks Sacked – Game
 11 (9/30/1984 at Kansas City Chiefs)
 11 (9/6/1992 at Indianapolis Colts)
 9 (12/24/2016 vs. San Diego Chargers)

Fewest Times Browns Quarterbacks Sacked – Season
 14 (1994)
 16 (1970)
 19 (1976, 2007)

Most Yards Opponents Lost Attempting to Pass – Season
 430 (1951)
 359 (1989)
 354 (1967)

Most Yards Opponents Lost Attempting to Pass – Game
 95 (11/18/1984 at Atlanta Falcons)
 91 (10/28/1962 at Pittsburgh Steelers)
 88 (12/16/1951 at Philadelphia Eagles)

Most Yards Browns Lost Attempting to Pass – Season
 429 (2016)
 402 (1974)
 385 (1999)

Most Yards Browns Lost Attempting to Pass – Game
 81 (10/30/1960 at Washington Redskins)
 78 (9/30/1984 at Kansas City Chiefs)

Most Times Sacked, Both Teams – Game
 14 (9/26/2021 vs. Chicago Bears)
 13 (9/30/1984 at Kansas City Chiefs)
 12 (10/22/1967 vs. Chicago Bears)
 12 (11/18/1984 at Atlanta Falcons)
 12 (9/6/1992 at Indianapolis Colts)

SHUTOUTS

Most Shutouts – Season
 3 (1951)

Most Shutouts Against – Season
 4 (2000)

Most Consecutive Shutout Quarters
 8 (1951, 1983)

TURNOVERS

Most Turnovers Committed (Giveaways) – Season
 53 (1977, 1981)

Most Turnovers Committed (Giveaways) – Game
 10 (12/20/1981 at Seattle Seahawks)
 9 (12/23/1990 at Pittsburgh Steelers)

Most Turnovers, Opponents (Takeaways) – Season
 55 (1950)
 51 (1951)
 49 (1966)
 46 (1968)
 45 (1960, 1978)

Most Turnovers, Opponents (Takeaways) – Game
 9 two times; most recently: (10/5/1958 at Pittsburgh Steelers)

Fewest Turnovers Committed (Giveaways) – Season
 14 (1959)
 16 (2020)
 17 (1960)

Fewest Turnovers, Opponents (Takeaways) – Season
 13 (2016, 2017)
 18 (2011)
 19 (2009)
 21 (1973, 2013, 2020)

Most Turnovers, Both Teams – Game
 14 two times; most recently: (12/20/1981 at Seattle Seahawks)

ROOKIE RECORDS

SCORING

Most Points – Season

107 Cade York (2022); 24 FG, 35 PAT
 105 Austin Seibert (2019); 25 FG, 30 PAT
 76 Greg Joseph (2018); 17 FG, 25 PAT

Most Points – Game

24 Jim Brown (11/24/1957 vs. Los Angeles Rams); 4 TD
 18 Travis Prentice (10/18/2000 at Arizona Cardinals); 3 TD

Most Total Touchdowns – Season

12 Trent Richardson (2012); 11 Rush, 1 Rec
10 Nick Chubb (2018); 8 Rush, 2 Rec
 10 Eric Metcalfe (1989); 6 Rush, 4 Rec
 10 Jim Brown (1957); 9 Rush, 1 Rec
 (Kevin Mack scored 10 TDs as a first-year player in 1985)

Most Total Touchdowns – Game

4 Jim Brown (11/24/1957 vs. Los Angeles Rams); 4 Rush

Most Return Touchdowns – Season

2 Bobby Franklin (1960)
 2 Bobby Mitchell (1958)

Most Return Touchdowns – Game

2 Bobby Franklin (12/11/1960 vs. Chicago Bears)
 2 Bobby Mitchell (11/23/1958 vs. Philadelphia Eagles)

Most Points After Touchdowns – Season

35 Cade York (2022)
 29 Jeff Jaeger (1987)

Most Points After Touchdowns – Game

5 Jeff Jaeger (11/8/1987 vs. Atlanta Falcons)

Most Field Goals – Season

25 Austin Seibert (2019)
24 Cade York (2022)
 17 Greg Joseph (2018)

Most Field Goals – Game

4 Austin Seibert (11/3/2019 at Denver Broncos)
4 Cade York (9/11/2022 at Carolina Panthers)
3 five times, most recent; Cade York (10/16/2023 vs. New England Patriots)

Highest Field Goal Pct (minimum 14 attempts)

86.21 Austin Seibert (2019); 25-29
 85.00 Greg Joseph (2018); 17-20
 75.00 Zane Gonzalez (2017); 15-20
75.00 Cade York (2022); 24-32

Most Safeties – Season

1 four times, most recently: James Jones (1991)

RUSHING

Most Rushing Attempts – Season

267 Trent Richardson (2012)
 243 William Green (2002)
 202 Jim Brown (1957)
 (Kevin Mack had 222 rushing attempts as a first-year player in 1985)

- Most Rushing Attempts – Game
 33 Montario Hardesty (10/23/2011 vs. Seattle Seahawks)
 31 Jim Brown (11/24/1957 vs. Los Angeles Rams)
- Most Rushing Yards – Season
996 Nick Chubb (2018)
 950 Trent Richardson (2012)
 942 Jim Brown (1957)
 (Kevin Mack rushed for 1,104 yards as a first-year player in 1985)
- Most Rushing Yards – Game
 237 Jim Brown (11/24/1957 vs. Los Angeles Rams)
 188 Earnest Byner (12/16/1984 at Houston Oilers)
 186 Lee Suggs (12/28/2003 at Cincinnati Bengals)
- Most Rushing Touchdowns – Season
 11 Trent Richardson (2012)
 9 Jim Brown (1957)
8 Nick Chubb (2018)
 8 Isaiah Crowell (2014)
- Most Rushing Touchdowns – Game
 4 Jim Brown (11/24/1957 vs. Los Angeles Rams)
 3 Travis Prentice (10/8/2000 at Arizona Cardinals)
- Highest Rushing Average (minimum 150 attempts) – Season
 5.19 Nick Chubb (2018); 192-996
 4.66 Jim Brown (1957); 202-942
 (Kevin Mack averaged 4.97 yards per rush attempt as a first-year player in 1985)
- Highest Rushing Average (minimum 11 attempts) – Game
 13.36 Bobby Mitchell (10/12/1958 vs. Chicago Cardinals); 11-147

PASSING

- Most Pass Attempts – Season
 517 Brandon Weeden (2012)
 486 Baker Mayfield (2018)
 476 DeShone Kizer (2017)
- Most Pass Attempts – Game
 54 Eric Zeier (11/5/1995 vs. Houston Oilers)
 52 Brandon Weeden (9/27/2012 at Baltimore Ravens)
 47 DeShone Kizer (9/24/2017 at Indianapolis Colts)
- Most Pass Completions – Season
 310 Baker Mayfield (2018)
 297 Brandon Weeden (2012)
 255 DeShone Kizer (2017)
- Most Pass Completions – Game
 29 Baker Mayfield (11/4/2018 vs. Kansas City Chiefs)
 29 Baker Mayfield (12/2/2018 at Houston Texans)
 29 Tim Couch (11/21/1999 vs. Carolina Panthers)
- Highest Completion Pct – Season (minimum 150 attempts)
 65.64 Cody Kessler (2016); 128-295
 63.79 Baker Mayfield (2018); 310-486
 60.81 Colt McCoy (2010); 135-222
- Highest Completion Pct – Game (minimum 15 attempts)
 85.00 Baker Mayfield (11/11/2018 vs. Atlanta Falcons); 17-20
 81.82 Baker Mayfield (12/9/2018 vs. Carolina Panthers); 18-22
 78.26 Tim Couch (10/17/1999 vs. Jacksonville Jaguars); 18-23
- Most Passing Yards – Season
 3,725 Baker Mayfield (2018)
 3,385 Brandon Weeden (2012)
 2,894 DeShone Kizer (2017)
- Most Passing Yards – Game
 397 Baker Mayfield (12/2/2018 at Houston Texans)
 376 Baker Mayfield (12/30/2018 at Baltimore Ravens)
 364 Brandon Weeden (12/2/2012 at Oakland Raiders)
- Most Passing Touchdowns – Season
 27 Baker Mayfield (2018)
 15 Tim Couch (1999)
 14 Brandon Weeden (2012)
- Most Passing Touchdowns – Game
 4 Baker Mayfield (11/25/2018 at Cincinnati Bengals)
 3 six times, most recent; Baker Mayfield 12/30/2018 at Baltimore Ravens)
- Highest Quarterback Rating – Season (minimum 150 attempts)
 93.7 Baker Mayfield (2018)
 92.3 Cody Kessler (2016)
 74.5 Colt McCoy (2010)
- Highest Quarterback Rating – Game (minimum 15 attempts)
 151.3 Baker Mayfield (11/11/2018 vs. Atlanta Falcons)
 143.9 Baker Mayfield (11/25/2018 at Cincinnati Bengals)
 136.7 Charlie Frye (12/4/2005 vs. Jacksonville Jaguars)

- Most Passes Intercepted – Season
 22 DeShone Kizer (2017)
 17 Brandon Weeden (2012)
 14 Baker Mayfield (2018)
- Most Passes Intercepted – Game
 4 Terry Luck (12/18/1977 at Seattle Seahawks)
 4 Eric Zeier (12/9/1995 at Minnesota Vikings)
 4 Brandon Weeden (9/9/12 vs. Philadelphia Eagles)
- Fewest Passes Intercepted – Season (minimum 150 attempts)
 2 Cody Kessler (2016)
 5 Charlie Frye (2005)
- Lowest Interception Percentage – Season (minimum 150 attempts)
 1.0 Bernie Kosar (2016); 2-195

RECEIVING

- Most Receptions – Season
 66 Kevin Johnson (1999)
 61 Greg Little (2011)
 61 Duke Johnson Jr. (2015)
- Most Receptions – Game
 10 Darrin Chiaverini (12/19/1999 vs. Jacksonville Jaguars)
 9 Ernie Green (12/9/1962 at New York Giants)
 9 Duke Johnson Jr. (10/4/2015 at San Diego Chargers)
- Most Receiving Yards – Season
 986 Kevin Johnson (1999)
 920 Paul Warfield (1964)
 828 Derrick Alexander (1994)
- Most Receiving Yards – Game
 171 Derrick Alexander (12/4/1994 vs. New York Giants)
 148 Mohamed Massaquoi (10/4/2009 vs. Cincinnati Bengals)
 136 Derrick Alexander (9/18/1994 vs. Arizona Cardinals)
- Highest Receiving Average – Season (minimum 20 receptions)
 18.35 Mohamed Massaquoi (2009); 34-624
 17.69 Paul Warfield (1964); 52-920
 17.25 Derrick Alexander (1994); 48-828
- Highest Receiving Average – Game (minimum 3 receptions)
 35.67 Braylon Edwards (9/18/2005 at Green Bay); 3-107
 33.00 Josh Gordon (10/14/2012 at New York Giants); 3-99
 31.00 Ozzie Newsome (11/5/1978 at Houston Oilers); 4-124
- Most Receiving Touchdowns – Season
 9 Paul Warfield (1964)
 8 Kevin Johnson (1999)
 6 Andre' Davis (2002)
- Most Receiving Touchdowns – Game
 2 nine times, most recent Harrison Bryant
 (10/25/2020 at Cincinnati Bengals)

INTERCEPTIONS

- Most Passes Intercepted – Season
 10 Anthony Henry (2001)
 8 Bobby Franklin (1960)
 7 Larry Benz (1963)
 6 Ken Gorgal (1950)
 6 Bert Rechichar (1952)
 6 Joe Haden (2010)
- Most Passes Intercepted – Game
 3 Bobby Franklin (12/11/1960 vs. Chicago Bears)
 3 Anthony Henry (9/23/2001 vs. Detroit Lions)
 3 Anthony Henry (11/18/2001 at Baltimore Ravens)
- Most Interception Return Yards – Season
 177 Anthony Henry (2001)
 131 Bobby Franklin (1960)
 114 Larry Benz (1963)
- Most Interception Return Yards – Game
 971 Anthony Henry (12/16/2001 vs. Jacksonville Jaguars)
 95 Bobby Franklin (12/11/1960 vs. Chicago Bears)
 751 Brian Washington (10/2/1988 at Pittsburgh Steelers)
- Highest Average Gain on Interceptions – Season (minimum 3 interceptions)
 34.67 Brian Washington (1988); 3-104
 31.33 Brian Boddy-Calhoun (2016); 3-94
 23.67 Oliver Davis (1977); 3-71
- Highest Average Gain on Interceptions – Game (minimum 2 interceptions)
 48.50 Anthony Henry (12/16/2001 vs. Jacksonville Jaguars); 2-97
 31.67 Bobby Franklin (12/11/1960 vs. Chicago Bears); 3-95
 25.5 Oliver Davis (11/20/1977 at New York Giants); 2-51
- Most Touchdowns on Interceptions – Season
 2 Bobby Franklin (1960)

Most Touchdowns on Interceptions – Game
2 Bobby Franklin (12/11/1960 vs. Chicago Bears)

PUNTING

Most Punts – Season
79 Johnny Evans (1978)
68 Steve Cox (1981)

Most Punts – Game
10 Johnny Evans (11/5/1978 at Houston Oilers)
8 Seven times

Most Punt Yards – Season
3,089 Johnny Evans (1978)
2,913 Jamie Gillan (2019)

Most Punt Yards – Game
407 Johnny Evans (11/5/1978 at Houston Oilers)
397 Jamie Gillan (10/7/2019 at San Francisco 49ers)

Best Gross Punting Average – Season (minimum 35 attempts)
48.0 Gary Collins (1962); 45-1,926
46.2 Jamie Gillan (2019); 63-2,913

Best Gross Punting Average – Game
61.00 Jamie Gillan (10/13/2019 vs. Seattle Seahawks); 1-61
58.00 Johnny Evans (12/3/1978 at Seattle Seahawks); 1-58

Most Punts Inside 20 Yard Line – Season
28 Jamie Gillan (2019)

PUNT RETURNS

Most Punt Returns – Season
37 Keith Wright (1978)
32 Demetric Felton (2021)

Most Punt Returns – Game
7 Chet Hanulak (11/7/1954 vs. Washington Redskins)
7 Demetric Felton (9/26/2021 vs. Chicago Bears)

Most Punt Return Yards – Season
289 Dennis Northcutt (2000)
288 Keith Wright (1978)

Most Punt Return Yards – Game
103 Demetric Felton (9/26/2021 vs. Chicago Bears)
93 Travis Benjamin (12/9/2012 vs. Kansas City Chiefs)

Most Punt Return Touchdowns – Season
1 five times, most recently: Travis Benjamin (2012)

Most Punt Return Touchdowns – Game
1 Don Phelps (12/10/1950 at Washington Redskins)
1 Bobby Mitchell (11/23/1958 vs. Philadelphia Eagles)
1 Leroy Kelly (10/25/1964 vs. New York Giants)
1 Ben Davis (11/5/1967 at Pittsburgh Steelers)
1 Travis Benjamin (12/9/2012 vs. Kansas City Chiefs)

Highest Punt Return Average – Season (minimum 15 returns)
12.72 Ben Davis (1967); 18-229
11.25 Greg Pruitt (1973); 16-180

Highest Punt Return Average – Game (minimum 3 returns)
18.33 Ray Renfro (12/7/1952 at Chicago Cardinals); 3-55

KICKOFF RETURNS

Most Kickoff Returns – Season
50 Andre' Davis (2002)
45 Joshua Cribbs (2005)
44 Ronnie Powell (1999)

Most Kickoff Returns – Game
6 five times, most recently: Joshua Cribbs
(12/24/2005 vs. Pittsburgh Steelers)

Most Kickoff Return Yards – Season
1,094 Joshua Cribbs (2005)
1,068 Andre' Davis (2002)
986 Ronnie Powell (1999)

Most Kickoff Return Yards – Game
168 Andre' Davis (10/20/2002 vs. Houston Texans)
155 Joshua Cribbs (11/27/2005 at Minnesota Vikings)
152 Joshua Cribbs (10/23/2005 vs. Detroit Lions)
140 Jamel White (12/10/2000 vs. Philadelphia Eagles)
138 Lee Suggs (12/6/2003 vs. St. Louis Rams)

Most Kickoff Return Touchdowns – Season
1 five times, most recently: Joshua Cribbs (2005)

Most Kickoff Return Touchdowns – Game
1 Leroy Bolden (10/26/1958 at Chicago Cardinals)
1 Bobby Mitchell (11/23/1958 vs. Philadelphia Eagles)
1 Carl Ward (11/26/1967 vs. Washington Redskins)
1 Andre' Davis (10/20/2002 vs. Houston Texans)
1 Joshua Cribbs (10/23/2005 vs. Detroit Lions)

Highest Kickoff Return Average – Season (minimum 12 returns)
28.88 Bo Scott (1969); 25-722
28.31 Greg Pruitt (1973); 16-453

Highest Kickoff Return Average – Game (minimum 3 returns)
42.0 Ben Davis (12/10/1967 at St. Louis Cardinals); 3-126
42.0 Andre' Davis (10/20/2002 vs. Houston Texans); 4-168

COMBINED NET YARDS

Combined Net Yards, Most Attempts – Season
318 Trent Richardson (2012); 267 R, 51 P
272 Eric Metcalf (1989); 187 R, 54 P, 31 PR

Combined Net Yards, Most Attempts – Game
35 Jim Brown (11/24/1957 vs. Los Angeles Rams); 31 R, 3 P, 1 PR
34 Trent Richardson (11/25/2012 vs. Pittsburgh Steelers); 29 R, 5 P

Combined Net Yards, Most Yards – Season
1,748 Eric Metcalf (1989); 633 R, 397 P, 718 KR

Combined Net Yards, Most Yards – Game
269 Jim Brown (11/24/1957 vs. Los Angeles Rams); 237 R, 21 P,
11 KR

Combined Net Yards, High Average – Season (minimum 100 attempts)
10.90 Greg Pruitt (1973); 102-1,112

Combined Net Yards, High Average – Game (minimum 10 attempts)
15.30 Keith Wright (12/10/1978 vs. New York Jets); 10-153

SCRIMMAGE YARDS

Scrimmage Yards, Most Attempts – Season
318 Trent Richardson (2012); 267 R, 51 P
259 William Green (2002); 243 R, 16 P
241 Eric Metcalf (1989); 187 R, 54 P

Scrimmage Yards, Most Attempts – Game
35 Montario Hardesty (10/23/2011 vs. Seattle Seahawks); 33 R, 2 P
34 Jim Brown (11/24/1957 vs. Los Angeles Rams); 31 R, 3 P
34 Trent Richardson (11/18/2012 at Dallas Cowboys); 28 R, 6 P

Scrimmage Yards, Most Yards – Season
1,317 Trent Richardson (2012); 950 R, 367 P
1,145 Nick Chubb (2018); 996 R, 149 P
1,030 Eric Metcalf (1989); 633 R, 397 P
1,000 William Green (2002); 887 R, 113 P
(Kevin Mack recorded 1,401 yards from scrimmage as a first-year player in 1985)

Scrimmage Yards, Most Yards – Game
258 Jim Brown (11/24/1957 vs. Los Angeles Rams); 237 R, 21 P
219 Earnest Byrner (12/16/1984 at Houston Oilers); 188 R, 31 P
209 Nick Chubb (11/11/2018 vs. Atlanta Falcons); 176 R, 33 P

Scrimmage Yards, High Average – Season (minimum 100 attempts)
5.40 Nick Chubb (2018); 212-1,145
5.15 Boyce Green (1983); 129-664
(Kevin Mack averaged 5.58 yards from scrimmage per attempt as a first-year player in 1985)

Scrimmage Yards, High Average – Game (minimum 10 attempts)
13.36 Bobby Mitchell (10/12/1958 vs. Chicago Cardinals); 11-147

QUARTERBACK SACKS

Most Sacks – Season
11.0 Kameron Wimbley (2006)
8.5 Jabaal Sheard (2011)
*8.0 Mack Mitchell (1975)
7.0 Myles Garrett (2017)

* Sacks not an official stat until 1982

Most Sacks – Game
3.0 Chip Banks (9/12/1982 vs. Seattle Seahawks)
3.0 Courtney Brown (9/17/2000 vs. Pittsburgh Steelers)
2.0 Nine times, most recent, Myles Garrett (10/8/2017 vs. New York Jets)

OPPONENTS' SINGLE-GAME RECORDS

SCORING

Most Points	
24	Ray Matthews (10/17/1954 at Pittsburgh Steelers)
24	Jim Taylor (10/15/1961 vs. Green Bay Packers)
24	Donny Anderson (11/12/1967 at Green Bay Packers)
24	Lorenzo White (12/9/1990 at Houston Oilers)
24	Priest Holmes (9/8/2002 vs. Kansas City Chiefs)
24	Kenyan Drake (12/15/2019 at Arizona Cardinals)
Most Touchdowns	
4	Ray Matthews (10/17/1954 at Pittsburgh Steelers)
4	Jim Taylor (10/15/1961 vs. Green Bay Packers)
4	Donny Anderson (11/12/1967 at Green Bay Packers)
4	Lorenzo White (12/9/1990 at Houston Oilers)
4	Priest Holmes (9/8/2002 vs. Kansas City Chiefs)
Most Points After Touchdowns Attempted	
8	Paul Held (10/17/1954 at Pittsburgh Steelers)
8	Paul Hornung (10/15/1961 vs. Green Bay Packers)
8	Teddy Garcia (12/9/1990 at Houston Oilers)
Most Points After Touchdowns Made	
7	Paul Held (10/17/1954 at Pittsburgh Steelers)
7	Paul Hornung (10/15/1961 vs. Green Bay Packers)
7	Don Chandler (11/12/1967 at Green Bay Packers)
7	Teddy Garcia (12/9/1990 at Houston Oilers)
7	Shayne Graham (11/28/2004 at Cincinnati Bengals)
Most Field Goals Attempted	
6	Roy Gerela (11/7/1971 at Pittsburgh Steelers)
6	Chester Marcol (9/17/1972 vs. Green Bay Packers)
6	Fred Cox (11/4/1973 at Minnesota Vikings)
6	Skip Butler (10/12/1975 vs. Houston Oilers)
6	Tyler Bass (11/20/2022 at Buffalo Bills)
Most Field Goals Made	
6	Tyler Bass (11/20/2022 at Buffalo Bills)
Longest Field Goal Made (Yards)	
61	Sebastian Janikowski (12/27/2009 vs. Oakland Raiders)
60	Dan Carpenter (12/5/2010 at Miami Dolphins)
59	Chandler Catanzaro (10/21/2018 at Tampa Bay Buccaneers)
59	Chandler Catanzaro (10/8/2017 vs. New York Jets)
57	Greg Zuerlein (9/18/2022 vs. New York Jets)

RUSHING

Most Attempts	
40	Ricky Williams (10/31/1999 at New Orleans Saints)
38	Clinton Portis (12/14/2003 at Denver Broncos)
38	Cedric Benson (12/21/2008 vs. Cincinnati Bengals)
36	Eddie George (11/19/2000 at Tennessee Titans)
34	Gary Brown (11/21/1993 vs. Houston Oilers)
34	Eddie George (12/17/2000 vs. Tennessee Titans)
34	Alfred Blue (11/16/2014 vs. Houston Texans)
Most Yards Gained	
295	Jamal Lewis (9/14/2003 at Baltimore Ravens)
223	Willie Parker (12/7/2006 at Pittsburgh Steelers)
205	Jamal Lewis (12/21/2003 vs. Baltimore Ravens)
204	Ray Rice (12/4/2011 vs. Baltimore Ravens)
202	Rudi Johnson (11/28/2004 at Cincinnati Bengals)
Highest Average Gain (Yards) (min. six attempts)	
18.67	Jeremy Hill (10/23/2016 at Cincinnati Bengals) (9-168)
13.78	Lamar Jackson (12/14/2020 vs. Baltimore Ravens)
12.22	Virgil Carter (11/15/1970 vs. Cincinnati Bengals) (9-110)
Longest Gains (Yards)	
86t	Essex Johnson (12/5/1971 vs. Cincinnati Bengals)
83t	Matt Breida (10/7/2019 at San Francisco 49ers)
82t	Jamal Lewis (9/14/2003 at Baltimore Ravens)
80t	Willie Parker (12/24/2005 vs. Pittsburgh Steelers)
80t	Jamaal Charles (12/9/2012 vs. Kansas City Chiefs)
PASSING	
Most Attempts	
61	Joe Burrow (9/17/2020 vs. Cincinnati Bengals)
59	Todd Marinovich (9/20/1992 at Los Angeles Raiders)
58	Derek Carr (9/30/2018 at Oakland Raiders)
58	Dak Prescott (10/4/2020 at Dallas Cowboys)
56	Joe Flacco (10/7/2018 vs. Baltimore Ravens)
56	Drew Brees (10/24/2010 at New Orleans Saints)
56	Doug Williams (9/28/1980 at Tampa Bay Buccaneers)
56	Michael Vick (9/9/2012 vs. Philadelphia Eagles)

Most Completions

41	Dak Prescott (10/4/2020 at Dallas Cowboys)
38	Matt Ryan (11/11/2018 vs. Atlanta Falcons)
38	Tommy Kramer (12/14/1980 at Minnesota Vikings)
37	Drew Brees (10/24/2010 at New Orleans Saints)
37	Joe Burrow (9/17/2020 vs. Cincinnati Bengals)
Most Yards	
502	Dak Prescott (10/4/2020 at Dallas Cowboys)
456	Tommy Kramer (12/14/1980 at Minnesota Vikings)
447	Jay Cutler (11/6/2008 vs. Denver Broncos)
437	Derek Carr (9/30/2018 at Oakland Raiders)
422	Matthew Stafford (11/22/2009 at Detroit Lions)
Highest Completion Percentage	
90.0	Ken Anderson (12/16/1979 at Cincinnati Bengals) (9-10)
88.2	Bart Starr (10/15/1961 vs. Green Bay Packers) (15-17)
87.5	Terry Bradshaw (10/5/1975 vs. Pittsburgh Steelers) (7-8)
Longest Completions (Yards)	
99t	George Izo (9/15/1963 vs. Washington Redskins) (to Bobby Mitchell)
93t	Jay Cutler (11/6/2008 vs. Denver Broncos) (to Eddie Royal)
92t	Milt Plum (11/15/1964 vs. Detroit Lions) (to Dan Lewis)
Most Touchdown Passes	
6	Charley Johnson (9/26/1965 vs. St. Louis Cardinals)
6	Carson Palmer (9/16/2007 vs. Cincinnati Bengals)
Most Interceptions	
7	Ty Detmer (9/23/2001 vs. Detroit Lions)
5	six times, most recently: Mark Malone (9/20/1987 vs. Pittsburgh Steelers)
Most Attempts, Without An Interception	
61	Joe Burrow (9/17/2020 vs. Cincinnati Bengals)

RECEIVING

Most Receptions	
14	Marvin Harrison (12/26/1999 vs. Indianapolis Colts) (138 yards)
14	Bobby Engram (11/4/2007 vs. Seattle Seahawks) (OT) (139 yards)
14	Brandon Myers (12/2/2012 at Oakland Raiders) (130 yards)
13	Terry Glenn (10/3/1999 vs. New England Patriots) (214 yards)
13	Antonio Brown (13/20/2016 vs. Pittsburgh Steelers) (187 yards)
Most Yards	
235	Buddy Dial (10/22/1961 at Pittsburgh Steelers)
222	Terrell Owens (10/3/2010 vs. Cincinnati Bengals)
214	Terry Glenn (10/3/1999 vs. New England Patriots)
Average Gain (Yards)	
48.0	John Gilliam (10/26/1969 vs. St. Louis Cardinals) (4 catches for 192 yards)
Longest Gain (Yards)	
99t	Bobby Mitchell (9/15/1963 vs. Washington Redskins) (from George Izo)
Touchdowns	
3	By 18 players, most recently: Martellus Bennett (10/9/2016 vs. New England Patriots)
INTERCEPTIONS	
Most Interceptions	
3	By 13 players, most recently: Kevin Byard (10/22/2017 vs. Tennessee Titans)
Interception Yardage	
125	Ken Easley (12/20/1981 at Seattle Seahawks) (2 returns)
115	Larry Wilson (12/19/1965 at St. Louis Cardinals) (3 returns)
106	Ed Reed (11/7/2004 at Baltimore Ravens) (1 return)
Average Gain (minimum 2 interceptions)	
62.5	Ken Easley (12/20/1981 at Seattle Seahawks) (2 returns)
48.5	Rod Hood (12/2/2007 at Arizona Cardinals) (2 returns)
Longest Interception Returns	
106t	Ed Reed (11/7/2004 at Baltimore Ravens)
97t	Jordan Babineaux (10/2/2011 vs. Tennessee Titans)
96t	Larry Wilson (12/19/1965 at St. Louis Cardinals)
93t	Randy Gradishar (10/5/1980 vs. Denver Broncos)
85t	Ray Clayborn (11/7/1984 vs. New England Patriots)
Touchdowns	
1	83 times, most recently: Minkah Fitzpatrick (10/18/2020 at Pittsburgh Steelers)

STAFF
 PLAYERS
 2023 SEASON
 HISTORY
 RECORDS
 GAME DAY

PUNTING

Most Punts

- 11 five times, most recently: Kelly Goodburn (11/19/1989 vs. Kansas City Chiefs) (OT)

Most Yards

- 491 Ray Guy (11/18/1973 at Oakland Raiders)
- 444 Harry Newsome (9/16/1985 vs. Pittsburgh Steelers)
- 428 Tommy Bamhardt (12/5/1993 vs. New Orleans Saints)

Highest Average (minimum 4 punts)

- 57.5 Bobby Joe Green (11/20/1960 at Pittsburgh Steelers) (4 for 230 yards)
- 56.7 Pat O'Donnell (9/26/2021 vs. Chicago Bears) (7 for 397 yards)

Longest (Yards)

- 78 Ed Brown (10/28/1962 at Pittsburgh Steelers)
- 75 Verl Lillywhite (9/30/1951 at San Francisco 49ers)
- 75 Bobby Joe Green (11/20/1960 at Pittsburgh Steelers)

PUNT RETURNS

Most Returns

- 9 Andre Hastings (11/13/1995 at Pittsburgh Steelers)
- 8 Ron Fellows (11/25/1982 at Dallas Cowboys)
- 8 Fulton Walker (11/16/1986 at Los Angeles Raiders)

Most Yards

- 141 Bob Hayes (12/24/1967 at Dallas Cowboys)
- 131 Andre Hastings (11/13/1995 at Pittsburgh Steelers)
- 126 T.J. Houshmandzadeh (11/25/2001 vs. Cincinnati Bengals)

Highest Average (minimum 3 returns)

- 36.7 Billy Johnson (10/16/1977 at Houston Oilers) (3 returns)
- 31.3 Troy Brown (12/9/2001 at New England Patriots) (4 returns)

Longest Punt Returns

- 94t Nate Burleson (11/4/2007 vs. Seattle Seahawks)
- 91t Keith Moody (10/23/1977 at Buffalo Bills)
- 87t Billy Johnson (10/16/1977 at Houston Oilers)

Touchdowns

- 2 Rick Upchurch (9/26/1976 at Denver Broncos)

KICKOFF RETURNS

Most Returns

- 9 Josh Scobey (11/16/2003 vs. Arizona Cardinals)
- 7 Curtis Duncan (11/22/1987 at Houston Oilers)
- 7 Dante Hall (9/8/2002 vs. Kansas City Chiefs)
- 7 J.R. Reed (10/24/2004 vs. Philadelphia Eagles)
- 7 J.J. Moses (1/2/2005 at Houston Texans)
- 7 Mark Bradley (12/20/2009 at Kansas City Chiefs)

Most Yards

- 212 Isiah Rodgers (10/11/2020 vs. Indianapolis Colts)
- 197 Rick Upchurch (10/19/1975 at Denver Broncos)
- 195 Clarence Childs (12/4/1966 vs. New York Giants)

Highest Average (minimum 2 returns)

- 86.0 Travis Williams (11/12/1967 at Green Bay Packers) (2 returns)
- 69.0 Jacoby Ford (10/16/2011 at Oakland Raiders) (2 returns)

Longest Kickoff Returns

- 105t Tim Brown (9/17/1961 at Philadelphia Eagles)
- 101t Jacoby Ford (10/16/2011 at Oakland Raiders)
- 101t Isiah Rodgers (10/11/2020 vs. Indianapolis Colts)
- 99t Justin Miller (10/29/2006 vs. New York Jets)
- 98t Leodis McKelvin (11/17/2008 at Buffalo Bills)

Touchdowns

- 2 Travis Williams (11/12/1967 at Green Bay Packers)

YEAR-BY-YEAR LEADERS

SCORING						
YEAR	PLAYER	TD	PAT	FG	2-PT	TOTAL
1950	LOU GROZA	1	29-29	13-19	0	74
1951	LOU GROZA	0	43-43	10-23	0	73
1952	LOU GROZA	0	32-32	19-33	0	89
1953	LOU GROZA	0	39-40	23-26	0	108
1954	LOU GROZA	0	37-38	16-24	0	85
1955	LOU GROZA	0	44-45	11-22	0	77
1956	LOU GROZA	0	18-18	11-20	0	51
1957	LOU GROZA\$	0	32-32	15-22	0	77
1958	JIM BROWN\$	18	0-0	0-0	0	108
1959	JIM BROWN	14	0-0	0-0	0	84
1960	SAM BAKER	0	44-46	12-20	0	80
1961	LOU GROZA	0	37-38	16-23	0	85
1962	JIM BROWN	18	0-0	0-0	0	108
1963	JIM BROWN	15	0-0	0-0	0	90
1964	LOU GROZA	0	49-50	22-33	0	115
1965	JIM BROWN	21	0-0	0-0	0	126
1966	LEROY KELLY	16	0-0	0-0	0	96
1967	LEROY KELLY	13	0-0	0-0	0	78
1968	LEROY KELLY	20	0-0	0-0	0	120
1969	DON COCKROFT	0	45-45	12-23	0	81
1970	DON COCKROFT	0	34-35	12-22	0	70
1971	DON COCKROFT	0	34-34	15-28	0	79
1972	DON COCKROFT	0	28-29	22-27	0	94
1973	DON COCKROFT	0	24-24	22-31	0	90
1974	DON COCKROFT	0	29-30	14-16	0	71
1975	DON COCKROFT	0	21-24	17-23	0	72
1976	DON COCKROFT	0	27-30	15-28	0	72
1977	DON COCKROFT	0	30-31	17-23	0	81
1978	DON COCKROFT	0	37-40	19-28	0	94
1979	DON COCKROFT	0	38-43	17-29	0	89
1980	DON COCKROFT	0	39-44	16-26	0	87
1981	MATT BAHR	0	22-22	13-20	0	61
1982	MATT BAHR	0	17-17	7-15	0	38
1983	MATT BAHR	0	38-40	21-24	0	101
1984	MATT BAHR	0	25-25	24-32	0	97
1985	MATT BAHR	0	35-35	14-18	0	77
1986	MATT BAHR	0	30-30	20-26	0	90
1987	JEFF JAEGER*	0	33-34	14-22	0	75
1988	MATT BAHR	0	32-33	24-29	0	104
1989	MATT BAHR	0	40-40	16-24	0	88
1990	JERRY KAURIC*	0	24-27	14-20	0	66
1991	MATT STOVER	0	33-34	16-22	0	81
1992	MATT STOVER	0	29-30	21-29	0	92
1993	MATT STOVER	0	36-36	16-22	0	84
1994	MATT STOVER	0	32-32	26-28	0	110
1995	MATT STOVER	0	26-26	29-33	0	113
1999	TERRY KIRBY	9	0-0	0-0	0	54
2000	PHIL DAWSON	0	17-17	14-17	0	59
2001	PHIL DAWSON	0	29-30	22-25	0	95
2002	PHIL DAWSON	0	34-35	22-28	0	100
2003	PHIL DAWSON	0	20-21	18-21	0	74
2004	PHIL DAWSON	0	28-28	24-29	0	100
2005	PHIL DAWSON	0	19-21	27-29	0	100
2006	PHIL DAWSON	0	25-25	21-29	0	88
2007	PHIL DAWSON	0	42-43	26-30	0	120
2008	PHIL DAWSON	0	30-36	18-18	0	108
2009	PHIL DAWSON	0	18-19	17-19	0	69
2010	PHIL DAWSON	0	28-28	23-28	0	97
2011	PHIL DAWSON	0	20-20	24-29	0	92
2012	PHIL DAWSON	0	29-29	29-31	0	116
2013	BILLY CUNDIFF	0	32-32	21-26	0	95
2014	BILLY CUNDIFF	0	28-28	22-29	0	94
2015	TRAVIS COONS	0	22-24	28-32	0	106
2016	CODY PARKEY	0	20-21	20-25	0	80
2017	ZANE GONZALEZ*	0	25-26	15-20	0	70
2018	GREG JOSEPH*	0	25-29	17-20	0	76
2019	AUSTIN SEIBERT*	0	30-35	25-29	0	105
2020	CODY PARKEY	0	41-47	19-22	0	100
2021	CHASE McLAUGHLIN	0	36-37	15-21	0	81
2022	CADE YORK*	0	35-37	24-32	0	107

*Denotes rookie #Denotes led NFL \$Denotes tied for NFL lead

STAFF

PLAYERS

2021 SEASON

HISTORY

RECORDS

GAME DAY

RUSHING YARDS

YEAR	PLAYER	NO	YARDS	AVG	LG	TD
1950	MARION MOTLEY#	140	810	5.8	69t	3
1951	DUB JONES	104	492	4.7	43t	7
1952	MARION MOTLEY	104	444	4.3	59	1
1953	RAY RENFRO	60	352	5.9	58t	4
1954	MAURICE BASSETT*	144	588	4.1	22	6
1955	FRED MORRISON	156	824	5.3	56	3
1956	PRESTON CARPENTER*	188	756	4.0	30	0
1957	JIM BROWN#	202	942	4.7	69t	9
1958	JIM BROWN#	257	1,527	5.9	65t	17
1959	JIM BROWN#	290	1,329	4.6	70t	14
1960	JIM BROWN#	215	1,257	5.8	71t	9
1961	JIM BROWN#	305	1,408	4.6	38	8
1962	JIM BROWN	230	996	4.3	31	13
1963	JIM BROWN#	291	1,863	6.4	80t	12
1964	JIM BROWN#	280	1,446	5.2	71	7
1965	JIM BROWN#	289	1,544	5.3	67	17
1966	LEROY KELLY	209	1,141	5.5	70t	15
1967	LEROY KELLY	235	1,205	5.1	42t	11
1968	LEROY KELLY#	248	1,239	5.0	65	16
1969	LEROY KELLY	196	817	4.2	31	9
1970	LEROY KELLY	206	656	3.2	33t	6
1971	LEROY KELLY	234	865	3.7	35	10
1972	LEROY KELLY	224	811	3.6	18	4
1973	KEN BROWN	161	537	3.3	17	0
1974	GREG PRUITT	126	540	4.3	54	3
1975	GREG PRUITT	217	1,067	4.9	50	8
1976	GREG PRUITT	209	1,000	4.8	64	4
1977	GREG PRUITT	236	1,086	4.6	78t	3
1978	GREG PRUITT	176	960	5.5	70t	3
1979	MIKE PRUITT	264	1,294	4.9	77t	9
1980	MIKE PRUITT	249	1,034	4.2	56t	6
1981	MIKE PRUITT	247	1,103	4.5	21	7
1982	MIKE PRUITT	143	516	3.6	17	3
1983	MIKE PRUITT	293	1,184	4.0	27	10
1984	BOYCE GREEN	202	673	3.3	29	0
1985	KEVIN MACK	222	1,104	5.0	61	7
1986	KEVIN MACK	174	665	3.8	20	10
1987	KEVIN MACK	201	735	3.7	22t	5
1988	EARNEST BYNER	157	576	3.7	27t	3
1989	ERIC METCALF*	187	633	3.4	43t	6
1990	KEVIN MACK	158	702	4.4	26	5
1991	KEVIN MACK	197	726	3.7	51t	8
1992	KEVIN MACK	169	543	3.2	37	6
1993	TOMMY VARDELL	171	644	3.8	54	3
1994	LEROY HOARD	209	890	4.3	39	5
1995	LEROY HOARD	136	547	4.0	25	0
1999	TERRY KIRBY	130	452	3.5	28	6
2000	TRAVIS PRENTICE*	173	512	3.0	17	7
2001	JAMES JACKSON*	195	554	2.8	22	2
2002	WILLIAM GREEN*	243	887	3.7	64t	6
2003	WILLIAM GREEN	142	559	3.9	26	1
2004	LEE SUGGS	199	744	3.7	39	2
2005	REUBEN DROUGHNS	309	1,232	4.0	75t	2
2006	REUBEN DROUGHNS	220	758	3.4	22	4
2007	JAMAL LEWIS	298	1,304	4.4	66t	9
2008	JAMAL LEWIS	279	1,002	3.6	29	4
2009	JEROME HARRISON	194	862	4.4	71t	5
2010	PEYTON HILLIS	270	1,177	4.4	48	11
2011	PEYTON HILLIS	161	587	3.6	24t	3
2012	TRENT RICHARDSON*	267	950	3.6	32t	11
2013	WILLIS MCGAHEE	138	377	2.7	16	2
2014	TERRANCE WEST*	171	673	3.9	36	4
2015	ISAIAH CROWELL	185	706	3.8	54	4
2016	ISAIAH CROWELL	198	952	4.8	85t	7
2017	ISAIAH CROWELL	206	853	4.1	59	2
2018	NICK CHUBB*	192	996	5.2	92t	8
2019	NICK CHUBB	298	1,494	5.0	88t	8
2020	NICK CHUBB	190	1,067	5.6	59	12
2021	NICK CHUBB	228	1,259	5.5	70t	8
2022	NICK CHUBB	302	1,525	5.0	41t	12

*Denotes rookie #Denotes led NFL \$Denotes tied for NFL lead

STAFF

PLAYERS

2021 SEASON

HISTORY

RECORDS

GAME DAY

PASSING YARDS

YEAR	PLAYER	ATT	COMP	PCT	YARDS	TD	INT	QB RATING
1950	OTTO GRAHAM	253	137	54.2	1,943	14	20	64.7
1951	OTTO GRAHAM	265	147	55.5	2,205	17	16	79.2
1952	OTTO GRAHAM#	364	181	49.7	2,816	20	24	66.6
1953	OTTO GRAHAM#	258	167	64.7	2,722	11	9	99.7
1954	OTTO GRAHAM	240	142	59.2	2,092	11	17	73.5
1955	OTTO GRAHAM	185	98	53.0	1,721	15	8	94.0
1956	TOM O'CONNELL	96	42	43.8	551	4	8	41.6
1957	TOM O'CONNELL	110	63	57.3	1,229	9	8	93.3
1958	MILT PLUM	189	102	54.0	1,619	11	11	77.9
1959	MILT PLUM	266	156	58.6	1,992	14	8	87.2
1960	MILT PLUM	250	151	60.4	2,297	21	5	110.4
1961	MILT PLUM	302	177	58.6	2,416	18	10	90.3
1962	FRANK RYAN	194	112	57.7	1,541	10	7	85.4
1963	FRANK RYAN	256	135	52.7	2,038	25	13	90.6
1964	FRANK RYAN	334	174	52.1	2,404	25	19	76.7
1965	FRANK RYAN	243	119	49.0	1,751	18	13	75.3
1966	FRANK RYAN	382	200	52.4	2,974	29	14	88.2
1967	FRANK RYAN	280	136	48.6	2,026	20	16	72.7
1968	BILL NELSEN	293	152	51.9	2,366	19	10	86.4
1969	BILL NELSEN	352	190	54.0	2,743	23	19	78.8
1970	BILL NELSEN	313	159	50.8	2,156	16	16	68.9
1971	BILL NELSEN	325	174	53.5	2,319	13	23	60.3
1972	MIKE PHIPPS	305	144	47.2	1,994	13	16	61.0
1973	MIKE PHIPPS	299	148	49.5	1,719	9	20	49.4
1974	MIKE PHIPPS	256	117	45.7	1,384	9	17	46.7
1975	MIKE PHIPPS	313	162	51.8	1,749	4	19	47.5
1976	BRIAN SIPE	312	178	57.1	2,113	17	14	77.3
1977	BRIAN SIPE	195	112	57.4	1,233	9	14	61.8
1978	BRIAN SIPE	399	222	55.6	2,906	21	15	80.7
1979	BRIAN SIPE	535	286	53.5	3,793	28	26	73.4
1980	BRIAN SIPE	554	337	60.8	4,132	30	14	91.4
1981	BRIAN SIPE	567	313	55.2	3,876	17	25	68.2
1982	BRIAN SIPE	185	101	54.6	1,064	4	8	60.7
1983	BRIAN SIPE	496	291	58.7	3,566	26	23	79.1
1984	PAUL MCDONALD	493	271	55.0	3,472	14	23	67.3
1985	BERNIE KOSAR*	248	124	50.0	1,578	8	7	69.3
1986	BERNIE KOSAR	531	310	58.4	3,854	17	10	83.8
1987	BERNIE KOSAR	389	241	62.0	3,033	22	9	95.4
1988	BERNIE KOSAR	259	156	60.2	1,890	10	7	84.3
1989	BERNIE KOSAR	513	303	59.1	3,533	18	14	80.3
1990	BERNIE KOSAR	423	230	54.4	2,562	10	15	65.7
1991	BERNIE KOSAR	494	307	62.1	3,487	18	9	87.8
1992	MIKE TOMCZAK	211	120	56.9	1,693	7	7	80.1
1993	VINNY TESTAVERDE	230	130	56.5	1,797	14	9	85.7
1994	VINNY TESTAVERDE	376	207	55.1	2,575	16	18	70.7
1995	VINNY TESTAVERDE	392	241	61.5	2,883	17	10	87.8
1999	TIM COUCH*	399	223	55.9	2,447	15	13	73.2
2000	TIM COUCH	215	137	63.7	1,483	7	9	77.3
2001	TIM COUCH	454	272	59.9	3,040	17	21	73.1
2002	TIM COUCH	443	273	61.6	2,842	18	18	76.8
2003	KELLY HOLCOMB	302	193	63.9	1,797	10	12	74.6
2004	JEFF GARCIA	252	144	57.1	1,731	10	9	76.7
2005	TRENT DILFER	333	199	59.8	2,321	11	12	76.9
2006	CHARLIE FRYE	393	252	64.1	2,454	10	17	72.0
2007	DEREK ANDERSON	527	298	56.5	3,787	29	19	82.5
2008	DEREK ANDERSON	283	142	50.2	1,615	9	8	66.5
2009	BRADY QUINN	256	136	53.1	1,339	8	7	67.2
2010	COLT MCCOY*	222	135	60.8	1,576	6	9	74.5
2011	COLT MCCOY	463	265	57.2	2,733	14	11	74.6
2012	BRANDON WEEDEN*	517	297	57.4	3,385	14	17	72.6
2013	JASON CAMPBELL	317	180	56.8	2,015	11	8	76.9
2014	BRIAN HOYER	438	242	55.3	3,326	12	13	76.5
2015	JOSH McCOWN	292	186	63.7	2,109	12	4	93.3
2016	CODY KESSLER*	195	128	65.6	1,380	6	2	92.3
2017	DeSHONE KIZER*	476	255	53.6	2,894	11	22	60.5
2018	BAKER MAYFIELD*	486	310	63.8	3,725	27	14	93.7
2019	BAKER MAYFIELD	534	317	59.4	3,827	22	21	78.8
2020	BAKER MAYFIELD	486	305	62.8	3,563	26	8	95.9
2021	BAKER MAYFIELD	418	253	60.5	3,010	17	13	83.1
2022	JACOBY BRISSETT	309	236	64.0	2,608	12	6	88.9

*Denotes rookie #Denotes led NFL \$Denotes tied for NFL lead

STAFF

PLAYERS

2023 SEASON

HISTORY

RECORDS

GAME-DAY

RECEPTIONS

YEAR	PLAYER	NO	YARDS	AVG	LG	TD
1950	MAC SPEEDIE	42	548	13.0	45	1
1951	DANTE LAVELLI	43	586	13.6	47	6
1952	MAC SPEEDIE#	62	911	14.7	50	5
1953	DANTE LAVELLI	45	783	17.4	55t	6
1954	DANTE LAVELLI	47	802	17.1	64	7
1955	DARREL BREWSTER	34	622	18.3	41t	6
1956	DARREL BREWSTER	28	417	14.9	41	1
1957	DARREL BREWSTER	30	614	20.5	56	2
1958	PRESTON CARPENTER	29	474	16.3	74	1
1959	BILLY HOWTON	39	510	13.1	36t	1
1960	BOBBY MITCHELL	45	612	13.6	69t	6
1961	RAY RENFRO	48	834	17.4	57	6
1962	JIM BROWN	47	517	11.0	53t	5
1963	GARY COLLINS	43	674	15.7	49t	13
1964	PAUL WARFIELD*	52	920	17.7	62t	9
1965	GARY COLLINS	50	884	17.7	67	10
1966	GARY COLLINS	56	946	16.9	54	12
1967	ERNIE GREEN	39	369	9.5	41t	2
1968	PAUL WARFIELD	50	1,067	21.3	65t	12
1969	GARY COLLINS	54	786	14.6	48t	11
1970	BO SCOTT	40	351	8.8	24	4
1971	FAIR HOOKER	45	649	14.4	48	1
1972	FRANK PITTS	36	620	17.2	80t	8
1973	FRANK PITTS	31	317	10.2	26t	4
1974	HUGH MCKINNIS	32	258	8.1	55	0
1975	REGGIE RUCKER	60	770	12.8	40t	3
1976	REGGIE RUCKER	49	676	13.8	45	8
1977	CLEO MILLER	41	291	7.1	28	1
1978	REGGIE RUCKER	43	893	20.8	69t	8
1979	DAVE LOGAN	59	982	16.6	46	7
1980	MIKE PRUITT	63	471	7.5	28	0
1981	OZZIE NEWSOME	69	1,002	14.5	62	6
1982	OZZIE NEWSOME	49	633	12.9	54	3
1983	OZZIE NEWSOME	89	970	10.9	66t	6
1984	OZZIE NEWSOME	89	1,001	11.2	52	5
1985	OZZIE NEWSOME	62	711	11.5	38	5
1986	BRIAN BRENNAN	55	838	15.2	57t	6
1987	EARNEST BYNER	52	552	10.6	37	2
1988	EARNEST BYNER	59	576	9.8	39t	2
1989	WEBSTER SLAUGHTER	65	1,236	19.0	97t	6
1990	WEBSTER SLAUGHTER	59	847	14.4	50	4
1991	WEBSTER SLAUGHTER	64	906	14.2	62t	3
1992	MICHAEL JACKSON	47	755	16.1	69t	7
1993	ERIC METCALF	63	539	8.6	49t	2
1994	DERRICK ALEXANDER*	48	828	17.3	81t	2
1995	EARNEST BYNER	61	494	8.1	29t	2
1999	KEVIN JOHNSON*	66	986	14.9	64t	8
2000	KEVIN JOHNSON	57	669	11.7	79	0
2001	KEVIN JOHNSON	84	1,097	13.1	55t	9
2002	KEVIN JOHNSON	67	703	10.5	30t	4
2003	DENNIS NORTHCUTT	62	729	11.8	44	2
2004	DENNIS NORTHCUTT	55	806	14.7	58t	2
2005	ANTONIO BRYANT	69	1,009	14.6	54	4
2006	KELLEN WINSLOW	89	875	9.8	40	3
2007	KELLEN WINSLOW	82	1,106	13.5	49	5
2008	BRAYLON EDWARDS	55	877	15.9	70	3
2009	JEROME HARRISON	34	220	6.5	18	2
	MOHAMED MASSAQUOI*	34	624	18.4	59t	3
2010	BENJAMIN WATSON	68	763	11.2	44	3
2011	GREG LITTLE*	61	709	11.6	76t	2
2012	GREG LITTLE	53	647	12.2	43	4
2013	JOSH GORDON	87	1,646	18.9	95t	9
2014	ANDREW HAWKINS	63	824	13.1	65	2
2015	GARY BARNIDGE	79	1,043	13.2	40	9
2016	TERRELLE PRYOR SR.	77	1,007	13.1	54	4
2017	DUKE JOHNSON JR.	74	693	9.4	41t	3
2018	JARVIS LANDRY	81	976	12.0	51t	4
2019	JARVIS LANDRY	83	1,174	14.1	64	6
2020	JARVIS LANDRY	72	840	11.7	32	3
2021	JARVIS LANDRY	52	570	11.0	38	2
2022	AMARI COOPER	78	1,160	14.9	55	9

*Denotes rookie #Denotes led NFL \$Denotes tied for NFL lead

STAFF

PLAYERS

2021 SEASON

HISTORY

RECORDS

GAME DAY

RECEIVING YARDS

YEAR	PLAYER	NO	YARDS	AVG	LG	TD
1950	DANTE LAVELLI	37	565	15.3	43	5
1951	MAC SPEEDIE	34	589	17.3	51	3
1952	MAC SPEEDIE	62	911	14.7	50	5
1953	DANTE LAVELLI	45	783	17.4	55t	6
1954	DANTE LAVELLI	47	802	17.1	64	7
1955	DARREL BREWSTER	34	622	18.3	41t	6
1956	DARREL BREWSTER	28	417	14.9	41	1
1957	DARREL BREWSTER	30	614	20.5	56	2
1958	RAY RENFRO	24	573	23.9	52	6
1959	RAY RENFRO	30	528	17.6	70t	6
1960	GERN NAGLER	36	616	17.1	53t	3
1961	RAY RENFRO	48	834	17.4	57	6
1962	RICH KREITLING	44	659	15.0	53	3
1963	GARY COLLINS	43	674	15.7	49t	13
1964	PAUL WARFIELD*	52	920	17.7	62t	9
1965	GARY COLLINS	50	884	17.7	67	10
1966	GARY COLLINS	56	946	16.9	54	12
1967	PAUL WARFIELD	32	702	21.9	49t	8
1968	PAUL WARFIELD	50	1,067	21.3	65t	12
1969	PAUL WARFIELD	42	886	21.1	82t	10
1970	MILT MORIN	37	611	16.5	36	1
1971	FAIR HOOKER	45	649	14.4	48	1
1972	FRANK PITTS	36	620	17.2	80t	8
1973	MILT MORIN	26	417	16.0	51t	1
1974	STEVE HOLDEN	30	452	15.1	53	3
1975	REGGIE RUCKER	60	770	12.8	40t	3
1976	REGGIE RUCKER	49	676	13.8	45	8
1977	REGGIE RUCKER	36	565	15.7	40	2
1978	REGGIE RUCKER	43	893	20.8	69t	8
1979	DAVE LOGAN	59	982	16.6	46	7
1980	DAVE LOGAN	51	822	16.1	65	4
1981	OZZIE NEWSOME	69	1,002	14.5	62	6
1982	OZZIE NEWSOME	49	633	12.9	54	3
1983	OZZIE NEWSOME	89	970	10.9	66t	6
1984	OZZIE NEWSOME	89	1,001	11.2	52	5
1985	OZZIE NEWSOME	62	711	11.5	38	5
1986	BRIAN BRENNAN	55	838	15.2	57t	6
1987	WEBSTER SLAUGHTER	47	806	17.1	54t	7
1988	REGGIE LANGHORNE	57	780	13.7	77t	7
1989	WEBSTER SLAUGHTER	65	1,236	19.0	97t	6
1990	WEBSTER SLAUGHTER	59	847	14.4	50	4
1991	WEBSTER SLAUGHTER	64	906	14.2	62t	3
1992	MICHAEL JACKSON	47	755	16.1	69t	7
1993	MICHAEL JACKSON	41	756	18.4	62t	8
1994	DERRICK ALEXANDER*	48	828	17.3	81t	2
1995	KEENAN MCCARDELL	56	709	12.7	36	4
1999	KEVIN JOHNSON*	66	986	14.9	64t	8
2000	KEVIN JOHNSON	57	669	11.7	79	0
2001	KEVIN JOHNSON	84	1,097	13.1	55t	9
2002	QUINCY MORGAN	56	964	17.2	78t	7
2003	DENNIS NORTHCUTT	62	729	11.8	44	2
2004	DENNIS NORTHCUTT	55	806	14.7	58t	2
2005	ANTONIO BRYANT	69	1,009	14.6	54	4
2006	BRAYLON EDWARDS	61	884	14.5	75	6
2007	BRAYLON EDWARDS	80	1,289	16.1	78t	16
2008	BRAYLON EDWARDS	55	877	15.9	70	3
2009	MOHAMED MASSAQUOI*	34	624	18.4	59t	3
2010	BENJAMIN WATSON	68	763	11.2	44	3
2011	GREG LITTLE*	61	709	11.6	76t	2
2012	JOSH GORDON*	50	805	16.1	71t	5
2013	JOSH GORDON\$	87	1,646	18.9	95t	9
2014	ANDREW HAWKINS	63	824	13.1	65	2
2015	GARY BARNIDGE	79	1,043	13.2	40	9
2016	TERRELLE PRYOR SR.	77	1,007	13.1	54	4
2017	DUKE JOHNSON JR.	74	693	9.4	41t	3
2018	JARVIS LANDRY	81	976	12.0	51t	4
2019	JARVIS LANDRY	83	1,147	14.1	64	6
2020	JARVIS LANDRY	72	840	11.7	32	3
2021	JARVIS LANDRY	52	570	11.0	38	2
2022	AMARI COOPER	78	1,160	14.9	55	9

*Denotes rookie #Denotes led NFL \$Denotes tied for NFL lead

STAFF

PLAYERS

2021 SEASON

HISTORY

RECORDS

GAME DAY

INTERCEPTIONS

YEAR	PLAYER	NO	YARDS	AVG	LG	TD
1950	TOMMY JAMES	9	89	7.7	34	0
1951	WARREN LAHR	5	95	19.0	29	2
1952	BERT RECHICHAR*	6	79	13.2	25	0
1953	WARREN LAHR	5	119	23.8	42	0
1954	KEN KONZ	7	133	19.0	54t	2
1955	CHUCK NOLL	5	74	14.8	24	1
1956	DON PAUL	7	190	27.1	42	1
1957	DON PAUL	4	28	7.0	12	0
1958	KEN KONZ	4	123	30.8	46t	1
1959	BERNIE PARRISH	5	83	16.6	37t	1
1960	BOBBY FRANKLIN*	8	131	16.4	37t	2
1961	BERNIE PARRISH	7	40	5.7	15	0
1962	ROSS FICHTNER	7	76	10.9	31	0
1963	VINCE COSTELLO	7	118	16.9	31	0
1964	BERNIE PARRISH	4	98	24.5	54t	1
1965	LARRY BENZ	5	78	15.6	31	0
1966	ROSS FICHTNER	8	152	19.0	58	1
	MIKE HOWELL	8	62	7.7	29	0
1967	ROSS FICHTNER	4	113	28.3	88	0
1968	BEN DAVIS	8	162	20.3	44	0
1969	MIKE HOWELL	6	21	3.5	11	0
1970	ERICH BARNES	5	85	17.0	38t	1
1971	WALT SUMNER	5	35	7.0	25	0
1972	THOM DARDEN*	3	64	21.3	20	0
1973	CLARENCE SCOTT	5	71	14.2	45t	1
1974	THOM DARDEN	8	105	13.1	31	0
1975	CHARLIE HALL	2	28	14.0	19	0
1976	THOM DARDEN	7	73	10.4	21	0
1977	THOM DARDEN	6	107	17.8	49	1
1978	THOM DARDEN#	10	200	20.0	46	0
1979	THOM DARDEN	5	125	25.0	39t	1
1980	RON BOLTON	6	62	10.3	29	0
1981	CLARENCE SCOTT	4	46	11.5	26	0
1982	HANFORD DIXON	4	22	5.5	22	0
1983	TOM COUSINEAU	4	47	11.8	15	0
1984	AL GROSS	5	103	20.6	47	0
1985	AL GROSS	5	109	21.8	37t	1
1986	HANFORD DIXON	5	35	7.0	19	0
1987	FELIX WRIGHT	4	152	38.0	68	1
1988	FELIX WRIGHT	5	126	25.2	53	0
1989	FELIX WRIGHT#	9	91	10.1	27t	1
1990	FELIX WRIGHT	3	56	18.7	36	0
1991	STEPHEN BRAGGS	3	15	5.0	15	0
1992	VINCE NEWSOME	3	55	18.3	29	0
1993	ERIC TURNER	5	25	5.0	19	0
1994	ERIC TURNER\$	9	199	22.1	93t	1
1995	STEVON MOORE	5	55	11.0	28	0
1999	MARQUEZ POPE	2	15	7.5	13	0
2000	COREY FULLER	3	0	0.0	0	0
2001	ANTHONY HENRY*\$	10	177	17.7	97t	1
2002	EARL LITTLE	4	17	4.3	7	0
2003	EARL LITTLE	6	41	6.8	21	0
2004	ANTHONY HENRY	4	83	20.8	51	0
2005	BRIAN RUSSELL	3	50	16.7	37	0
2006	DAVEN HOLLY	5	127	25.4	57t	1
	SEAN JONES	5	46	9.2	19	0
2007	LEIGH BODDEN	6	75	12.5	26	0
2008	BRANDON McDONALD	5	146	29.2	98	1
2009	BRODNEY POOL	4	33	8.3	32	0
	ERIC WRIGHT	4	74	18.5	47	0
2010	JOE HADEN*	6	101	16.8	62	0
2011	MIKE ADAMS	3	33	11.0	29	0
2012	SHELDON BROWN	3	20	6.7	19t	1
	JOE HADEN	3	64	21.3	50	0
	USAMA YOUNG	3	44	14.7	44	0
2013	TASHAUN GIPSON	5	143	28.6	44t	1
2014	TASHAUN GIPSON	6	158	26.3	62t	1
2015	KARLOS DANSBY	3	93	13.2	52t	2
2016	BRIAN BODDY-CALHOUN*	3	94	31.3	67	1
	JOE HADEN	3	9	3.0	9	0
	JAMAR TAYLOR	3	43	14.3	29	0
2017	JASON McCOURTY	3	59	19.7	56t	1
2018	DAMARIOUS RANDALL	4	59	14.8	50	0
2019	JOE SCHOBERT	4	24	6.0	20	0
2020	B.J. GOODSON	2	7	3.5	7	0
	M.J. STEWART	2	51	25.5	30	0
	DENZEL WARD	2	0	0.0	0	0
2021	JOHN JOHNSON III	3	31	10.3	31	0
	DENZEL WARD	3	103	34.3	99t	1
2022	GRANT DELPIT	4	36	9.0	40	0

*Denotes rookie #Denotes led NFL \$Denotes tied for NFL lead

SACKS		
YEAR	PLAYER	NO
1982	CHIP BANKS*	5.5
1983	CLAY MATTHEWS	6.0
1984	REGGIE CAMP	14.0
1985	CHIP BANKS	11.0
1986	CARL HAIRSTON	9.0
1987	CARL HAIRSTON	8.0
1988	CLAY MATTHEWS	6.0
1989	AL BAKER	7.5
1990	MICHAEL DEAN PERRY	11.5
1991	MICHAEL DEAN PERRY	8.5
1992	ROB BURNETT	9.0
1993	ANTHONY PLEASANT	11.0
1994	ROB BURNETT	10.0
1995	ANTHONY PLEASANT	8.0
1999	JOHN THIERRY	7.0
2000	KEITH McKENZIE	8.5
2001	JAMIR MILLER	13.0
2002	MARK WORD	8.0
2003	KENARD LANG	8.0
2004	EBENEZER EKUBAN	8.0
2005	ALVIN McKINLEY	5.0
2006	KAMERION WIMBLEY*	11.0
2007	KAMERION WIMBLEY	5.0
2008	SHAUN ROGERS	4.5
2009	KAMERION WIMBLEY	6.5
2010	MARCUS BERNARD	7.5
2011	JABAAL SHEARD*	8.5
2012	JABAAL SHEARD	7.0
2013	JABAAL SHEARD	5.5
2014	PAUL KRUGER	11.0
2015	DESMOND BRYANT	6.0
2016	EMMANUEL OGBAH*	5.5
2017	MYLES GARRETT*	7.0
2018	MYLES GARRETT	13.5
2019	MYLES GARRETT	10.5
2020	MYLES GARRETT	12.0
2021	MYLES GARRETT	16.0
2022	MYLES GARRETT	16.0

*Denotes rookie

SPECIAL TEAMS TACKLES		
YEAR	PLAYER	NO
1999	TAREK SALEH	23
2000	TAREK SALEH	19
2001	BRANT BOYER	26
2002	BRANT BOYER	33
2003	BARRY GARDNER	22
2004	LEIGH BODDEN	18
2005	SEAN JONES	20
2006	JOSHUA CRIBBS	25
2007	JOSHUA CRIBBS	23
2008	JOSHUA CRIBBS	25
2009	BLAKE COSTANZO	14
2010	T.J. WARD*	18
2011	JOSHUA CRIBBS	14
2012	JOHNSON BADEMOSI*	18
2013	JOHNSON BADEMOSI	17
2014	JOHNSON BADEMOSI	15
2015	JOHNSON BADEMOSI	15
2016	JOE SCHOBERT*	14
2017	DANNY VITALE	9
2018	DERRICK KINDRED	7
	TAVIERRE THOMAS	7
	TANNER VALLEJO	7
2019	KHADAREL HODGE	12
2020	SIONE TAKITAKI	12
2021	MACK WILSON	9
2022	JORDAN KUNASZYK	11

		PUNTING						
YEAR	PLAYER	NO	YARDS	AVG	TB	IN-20	LG	BLOCK
1950	HORACE GILLOM	66	2,849	43.2	5	0	75	1
1951	HORACE GILLOM	73	3,321	45.5	8	0	66	0
1952	HORACE GILLOM	61	2,787	45.7	6	0	73	1
1953	HORACE GILLOM	63	2,760	43.8	4	0	67	0
1954	HORACE GILLOM	52	2,230	42.9	4	0	80	0
1955	HORACE GILLOM	58	2,389	41.2	6	0	56	3
1956	FRED MORRISON	38	1,561	41.1	7	0	70	0
1957	KEN KONZ	61	2,396	39.3	3	0	63	1
1958	DICK DESCHAIINE	50	2,063	41.3	1	0	63	0
1959	JUNIOR WREN	27	996	36.9	1	0	55	0
1960	SAM BAKER	55	2,309	42.0	2	0	64	0
1961	SAM BAKER	53	2,296	43.3	5	0	62	0
1962	GARY COLLINS*	45	1,926	42.8	4	0	64	0
1963	GARY COLLINS	54	2,160	40.0	4	0	73	0
1964	GARY COLLINS	48	2,016	42.0	5	0	58	0
1965	GARY COLLINS	65	3,035	46.7	10	0	71	0
1966	GARY COLLINS	57	2,223	39.0	6	0	60	0
1967	GARY COLLINS	57	2,078	36.5	2	0	52	2
1968	DON COCKROFT	61	2,297	37.7	1	0	59	0
1969	DON COCKROFT	57	2,138	37.5	6	0	55	1
1970	DON COCKROFT	71	3,023	42.6	7	0	71	1
1971	DON COCKROFT	62	2,508	40.5	2	0	59	2
1972	DON COCKROFT	81	3,498	43.2	4	0	65	0
1973	DON COCKROFT	82	3,321	40.5	3	0	71	1
1974	DON COCKROFT	90	3,643	40.5	11	0	64	0
1975	DON COCKROFT	82	3,317	40.5	7	0	67	1
1976	DON COCKROFT	64	2,487	38.9	4	8	51	3
1977	GREG COLEMAN	61	2,389	39.2	2	21	58	0
1978	JOHNNY EVANS*	79	3,089	39.1	8	16	65	0
1979	JOHNNY EVANS	69	2,844	41.2	9	7	59	2
1980	JOHNNY EVANS	66	2,530	38.3	7	12	56	0
1981	STEVE COX*	68	2,884	42.4	12	11	66	2
1982	STEVE COX	48	1,887	39.3	6	11	52	1
1983	JEFF GOSSETT	70	2,854	40.8	8	17	60	0
1984	STEVE COX	74	3,213	43.4	8	16	69	2
1985	JEFF GOSSETT	81	3,261	40.3	8	18	64	0
1986	JEFF GOSSETT	83	3,423	41.2	10	21	61	0
1987	JEFF GOSSETT	19	779	41.0	4	3	55	0
1988	MAX RUNAGER	48	1,935	40.3	2	13	52	0
1989	BRYAN WAGNER	97	3,817	39.4	6	32	60	0
1990	BRYAN WAGNER	74	2,879	38.9	2	13	65	4
1991	BRIAN HANSEN	80	3,397	42.5	6	20	65	0
1992	BRIAN HANSEN	74	3,083	41.7	7	28	73	1
1993	BRIAN HANSEN	82	3,632	44.3	10	15	72	2
1994	TOM TUPA	80	3,211	40.1	8	27	65	0
1995	TOM TUPA	65	2,831	43.6	9	18	64	0
1999	CHRIS GARDOCKI	106	4,645	43.8	11	20	61	0
2000	CHRIS GARDOCKI	108	4,919	45.5	5	25	67	0
2001	CHRIS GARDOCKI	99	4,249	42.9	9	25	69	0
2002	CHRIS GARDOCKI	81	3,388	41.8	6	27	59	0
2003	CHRIS GARDOCKI	72	3,019	41.9	10	18	60	0
2004	DERRICK FROST*	85	3,404	40.0	4	24	54	0
2005	KYLE RICHARDSON	78	3,181	40.8	9	22	61	0
2006	DAVE ZASTUDIL	81	3,563	44.0	7	28	61	0
2007	DAVE ZASTUDIL	49	2,046	41.8	4	14	64	0
2008	DAVE ZASTUDIL	75	3,410	45.5	11	23	65	0
2009	DAVE ZASTUDIL	49	2,188	44.7	5	25	60	0
2010	REGGIE HODGES	78	3,424	43.9	5	29	59	0
2011	BRAD MAYNARD	81	3,282	40.5	1	32	63	0
2012	REGGIE HODGES	90	3,766	41.8	4	29	58	0
2013	SPENCER LANNING	84	3,679	43.8	5	28	59	1
2014	SPENCER LANNING	93	4,119	44.3	9	25	59	0
2015	ANDY LEE	70	3,270	46.7	4	25	67	0
2016	BRITTON COLQUITT	83	3,761	45.3	2	22	65	0
2017	BRITTON COLQUITT	80	3,811	47.6	2	24	67	1
2018	BRITTON COLQUITT	83	3,767	45.4	6	32	79	2
2019	JAMIE GILLAN*	63	2,913	46.2	5	28	71	1
2020	JAMIE GILLAN	51	2,244	44.0	3	14	59	0
2021	JAMIE GILLAN	42	1,842	43.9	1	15	65	0
2022	COREY BOJORQUEZ	61	2,959	48.5	7	23	76	0

*Denotes Rookie

PUNT RETURN YARDAGE

YEAR	PLAYER	NO	FC	YARDS	AVG	LG	TD
1950	DON PHELPS*	13	0	174	13.4	54t	1
1951	KEN CARPENTER	14	0	173	12.4	49	0
1952	RAY RENFRO*	22	0	169	7.7	34	0
1953	BILLY REYNOLDS*	18	0	111	6.2	28	0
1954	BILLY REYNOLDS	25	0	138	5.5	39	0
1955	DON PAUL	19	0	148	7.8	60t	1
1956	KEN KONZ	13	0	187	14.4	65t	1
1957	BILLY REYNOLDS	24	0	114	4.8	23	0
1958	BOBBY MITCHELL*	14	0	165	11.8	68t	1
1959	BOBBY MITCHELL	17	0	177	10.4	78t	1
1960	JIM SHOFNER	11	0	105	9.5	36	0
1961	BOBBY MITCHELL	14	2	164	11.7	64t	1
1962	HOWARD CASSADY	7	0	47	6.7	13	0
1963	JIM SHORTER	7	2	134	19.1	52	0
1964	LEROY KELLY*	9	7	171	19.0	68t	1
1965	LEROY KELLY	17	6	265	15.6	67t	2
1966	LEROY KELLY	13	6	104	8.0	52	0
1967	BEN DAVIS*	18	7	229	12.7	52t	1
1968	CHARLES LEIGH*	14	2	76	5.4	29	0
1969	WALT SUMNER*	9	11	72	8.0	21	0
1970	REECE MORRISON	15	2	133	8.9	34	0
1971	LEROY KELLY	30	4	292	9.7	74	0
1972	BOBBY MAJORS*	16	6	96	6.0	41	0
1973	GREG PRUITT*	16	3	180	11.3	46	0
1974	GREG PRUITT	27	0	349	12.9	72	0
1975	GREG PRUITT	13	1	130	10.0	30	0
1976	STEVE HOLDEN	31	2	205	6.6	38	0
1977	ROLAND WOOLSEY	32	3	290	9.1	44	0
1978	KEITH WRIGHT*	37	16	288	7.8	42	0
1979	DINO HALL*	29	5	295	10.2	47	0
1980	KEITH WRIGHT	29	4	129	4.4	15	0
1981	DINO HALL	33	6	248	7.5	40	0
1982	DWIGHT WALKER*	19	6	101	5.3	14	0
1983	DINO HALL	39	12	284	7.3	19	0
1984	BRIAN BRENNAN*	25	10	199	8.0	19	0
1985	CLARENCE WEATHERS	28	4	218	7.8	16	0
1986	GERALD MCNEIL*	40	10	348	8.7	84t	1
1987	GERALD MCNEIL	34	9	386	11.4	40	0
1988	GERALD MCNEIL	38	6	315	8.3	32	0
1989	GERALD MCNEIL	49	15	496	10.1	49	0
1990	STEFON ADAMS	13	4	81	6.2	25	0
1991	WEBSTER SLAUGHTER	17	3	112	6.6	17	0
1992	ERIC METCALF	44	10	429	9.8	75t	1
1993	ERIC METCALF	36	11	464	12.9	91t	2
1994	ERIC METCALF	35	5	348	9.9	92t	2
1995	DERRICK ALEXANDER	9	0	122	13.6	69t	1
1999	KEVIN JOHNSON*	19	10	128	6.7	15	0
2000	DENNIS NORTHCUTT*	27	12	289	10.7	30	0
2001	KEVIN JOHNSON	14	6	117	8.4	24	0
2002	DENNIS NORTHCUTT	25	10	367	14.7	87t	2
2003	DENNIS NORTHCUTT	36	10	295	8.2	38	0
2004	DENNIS NORTHCUTT	36	12	432	12.0	44	0
2005	DENNIS NORTHCUTT	35	13	368	10.5	62t	1
2006	DENNIS NORTHCUTT	28	13	312	11.1	81	0
2007	JOSHUA CRIBBS	30	10	405	13.5	76t	1
2008	JOSHUA CRIBBS	28	7	228	8.1	32	0
2009	JOSHUA CRIBBS	38	3	452	11.9	67t	1
2010	JOSHUA CRIBBS	20	6	168	8.4	17	0
2011	JOSHUA CRIBBS	34	8	388	11.4	84t	1
2012	JOSHUA CRIBBS	38	8	457	12.0	60	1
2013	TRAVIS BENJAMIN	22	7	257	11.7	79t	1
2014	TRAVIS BENJAMIN	15	8	127	8.5	37	0
2015	TRAVIS BENJAMIN	28	10	324	11.6	78t	1
2016	DUKE JOHNSON JR.	17	1	112	6.6	18	0
2017	JABRILL PEPPERS*	30	15	180	6.0	25	0
2018	JABRILL PEPPERS	25	22	219	8.8	33	0
2019	DONTRELL HILLIARD	15	6	107	7.1	18	0
2020	DONOVAN PEOPLES-JONES*	18	7	77	4.3	13	0
2021	DEMETRIC FELTON*	32	2	227	7.1	24	0
2022	DONOVAN PEOPLES-JONES	18	10	223	12.4	75t	1

*Denotes Rookie

STAFF

PLAYERS

2021 SEASON

HISTORY

RECORDS

GAME DAY

KICKOFF RETURN YARDAGE

STAFF

PLAYERS

2021 SEASON

HISTORY

RECORDS

GAME DAY

YEAR	PLAYER	NO	YARDS	AVG	LG	TD
1950	DON PHELPS*	12	325	27.1	61	0
1951	KEN CARPENTER	9	196	21.8	48	0
1952	KEN CARPENTER	11	234	21.3	40	0
1953	KEN CARPENTER	16	367	22.9	40	0
1954	BILLY REYNOLDS	14	413	29.5	51	0
1955	ROBERT SMITH*	13	320	24.6	47	0
1956	PRESTON CARPENTER*	15	381	25.4	42	0
1957	MILTON CAMPBELL*	11	263	23.9	36	0
1958	BOBBY MITCHELL*	18	454	25.2	98t	1
1959	BOBBY MITCHELL	11	236	21.5	31	0
1960	BOBBY MITCHELL	17	432	25.4	90t	1
1961	BOBBY MITCHELL	16	428	26.8	91t	1
1962	TOM WILSON	11	307	27.9	46	0
1963	CHARLIE SCALES	16	432	27.0	50	0
1964	WALTER ROBERTS*	24	661	27.5	60	0
1965	LEROY KELLY	24	621	25.9	51	0
1966	WALTER ROBERTS	20	454	22.7	57	0
1967	BEN DAVIS*	27	708	26.2	63	0
1968	CHARLES LEIGH*	14	322	23.0	41	0
1969	BO SCOTT	25	722	28.9	65	0
1970	HOMER JONES	29	739	25.5	94t	1
1971	KEN BROWN	15	330	22.0	35	0
1972	KEN BROWN	20	473	23.6	47	0
1973	GREG PRUITT*	16	453	28.3	54	0
1974	GREG PRUITT	22	606	27.5	88t	1
1975	BILLY LEFEAR	13	412	31.7	92	0
1976	STEVE HOLDEN	19	461	24.3	44	0
1977	BRIAN DUNCAN	15	298	19.9	36	0
1978	KEITH WRIGHT*	30	789	26.3	86	0
1979	DINO HALL*	50	1,014	20.3	33	0
1980	DINO HALL	32	691	21.6	40	0
1981	DINO HALL	36	813	22.6	48	0
1982	DINO HALL	22	430	19.5	32	0
1983	DWIGHT WALKER	29	627	21.6	38	0
1984	EARNEST BYNER*	22	415	18.9	28	0
1985	GLEN YOUNG	35	898	25.7	63	0
1986	GERALD MCNEIL*	47	997	21.2	100t	1
1987	GLEN YOUNG	18	412	22.9	44	0
1988	GLEN YOUNG	29	635	21.9	34	0
1989	ERIC METCALF*	31	718	23.2	49	0
1990	ERIC METCALF	52	1,052	20.2	101t	2
1991	ERIC METCALF	23	351	15.3	24	0
1992	RANDY BALDWIN	30	675	22.5	47	0
1993	RANDY BALDWIN	24	444	18.5	31	0
1994	RANDY BALDWIN	28	753	26.9	85t	1
1995	EARNEST HUNTER*	23	508	22.1	37	0
1999	RONNIE POWELL*	44	986	22.4	43	0
2000	JAMEL WHITE*	43	935	21.7	40	0
2001	BEN GAY*	23	513	22.3	42	0
2002	ANDRE DAVIS*	50	1,068	21.4	95t	1
2003	ANDRE DAVIS	38	803	21.1	69	0
2004	RICHARD ALSTON*	46	1,016	22.1	93t	1
2005	JOSHUA CRIBBS*	45	1,094	24.3	90t	1
2006	JOSHUA CRIBBS	61	1,494	24.5	92t	1
2007	JOSHUA CRIBBS	59	1,809	30.7	100t	2
2008	JOSHUA CRIBBS	44	1,110	25.2	92t	1
2009	JOSHUA CRIBBS	56	1,542	27.5	103t	3
2010	JOSHUA CRIBBS	40	814	20.4	37	0
2011	JOSHUA CRIBBS	39	974	25.0	63	0
2012	JOSHUA CRIBBS	43	1,178	27.4	74	0
2013	FOZZY WHITTAKER	23	482	21.0	56	0
2014	MARLON MOORE	13	322	24.8	32	0
2015	JUSTIN GILBERT	12	339	28.3	40	0
2016	MARIO ALFORD	8	190	23.8	36	0
2017	MATTHEW DAYES*	18	437	24.3	71	0
2018	JABRILL PEPPERS	19	408	21.5	29	0
2019	DONTRELL HILLIARD	17	421	24.8	74	0
2020	DONOVAN PEOPLES-JONES*	18	379	21.1	33	0
2021	ANTHONY SCHWARTZ*	15	322	21.5	35	0
2022	JEROME FORD*	30	723	24.1	48	0

*Denotes Rookie

ALL-TIME 100-YARD RUSHING GAMES

DATE	OPPONENT	PLAYER	ATT, YARDS
9/24/1950	at Baltimore Colts	Ken Carpenter*	3 Att., 100 Yards
10/29/1950	vs. Pittsburgh Steelers	Marion Motley	11 Att., 188 Yards
11/12/1950	vs. San Francisco 49ers	Marion Motley	21 Att., 114 Yards
11/19/1950	vs. Washington Redskins	Marion Motley	27 Att., 178 Yards
10/7/1951	at Los Angeles Rams	Marion Motley	13 Att., 106 Yards
10/7/1951	at Los Angeles Rams	Dub Jones	15 Att., 110 Yards
10/21/1951	vs. Pittsburgh Steelers	Emerson Cole	17 Att., 126 Yards
11/4/1951	at Chicago Cardinals	Ken Carpenter	18 Att., 118 Yards
11/25/1951	vs. Chicago Bears	Dub Jones	9 Att., 116 Yards
9/28/1952	vs. Los Angeles Rams	Ken Carpenter	16 Att., 145 Yards
11/30/1952	at Washington Redskins	Harry Jagade	16 Att., 147 Yards
12/28/1952	vs. Detroit Lions (playoffs)	Harry Jagade	15 Att., 104 Yards
10/18/1953	at Washington Redskins	Ray Renfro	7 Att., 101 Yards
12/27/1953	at Detroit Lions (playoffs)	Harry Jagade	15 Att., 102 Yards
9/25/1955	vs. Washington Redskins	Fred Morrison	15 Att., 117 Yards
10/30/1955	at Chicago Cardinals	Ed Modzelewski	28 Att., 121 Yards
11/20/1955	vs. Pittsburgh Steelers	Fred Morrison	17 Att., 140 Yards
12/4/1955	at Pittsburgh Steelers	Fred Morrison	13 Att., 104 Yards
11/18/1956	at Philadelphia Eagles	Preston Carpenter*	24 Att., 133 Yards
12/2/1956	vs. Philadelphia Eagles	Preston Carpenter*	23 Att., 116 Yards
12/9/1956	at New York Giants	Fred Morrison	19 Att., 112 Yards
11/3/1957	vs. Washington Redskins	Jim Brown*	21 Att., 109 Yards
11/24/1957	vs. Los Angeles Rams	Jim Brown*	31 Att., 237 Yards
12/15/1957	at New York Giants	Lew Carpenter	22 Att., 117 Yards
9/28/1958	at Los Angeles Rams	Jim Brown	24 Att., 171 Yards
10/5/1958	at Pittsburgh Steelers	Jim Brown	17 Att., 129 Yards
10/12/1958	vs. Chicago Cardinals	Jim Brown	34 Att., 182 Yards
10/12/1958	vs. Chicago Cardinals	Bobby Mitchell*	11 Att., 147 Yards
10/19/1958	vs. Pittsburgh Steelers	Jim Brown	19 Att., 153 Yards
10/19/1958	vs. Pittsburgh Steelers	Bobby Mitchell*	13 Att., 108 Yards
10/26/1958	at Chicago Cardinals	Jim Brown	24 Att., 180 Yards
11/2/1958	vs. New York Giants	Jim Brown	13 Att., 113 Yards
11/16/1958	at Washington Redskins	Jim Brown	27 Att., 152 Yards
12/1/1958	at Philadelphia Eagles	Lew Carpenter	21 Att., 100 Yards
12/1/1958	at Philadelphia Eagles	Jim Brown	21 Att., 138 Yards
12/14/1958	at New York Giants	Jim Brown	26 Att., 148 Yards
10/4/1959	at Chicago Cardinals	Jim Brown	37 Att., 147 Yards
10/18/1959	vs. Chicago Cardinals	Jim Brown	27 Att., 123 Yards
10/25/1959	vs. Washington Redskins	Jim Brown	17 Att., 122 Yards
11/1/1959	at Baltimore Colts	Jim Brown	32 Att., 178 Yards
11/8/1959	vs. Philadelphia Eagles	Jim Brown	29 Att., 125 Yards
11/15/1959	at Washington Redskins	Bobby Mitchell	14 Att., 232 Yards
11/22/1959	vs. Pittsburgh Steelers	Jim Brown	15 Att., 111 Yards
11/29/1959	vs. San Francisco 49ers	Jim Brown	28 Att., 114 Yards
12/13/1959	at Philadelphia Eagles	Jim Brown	33 Att., 152 Yards
12/13/1959	at Philadelphia Eagles	Bobby Mitchell	24 Att., 127 Yards
9/25/1960	at Philadelphia Eagles	Bobby Mitchell	14 Att., 156 Yards
9/25/1960	at Philadelphia Eagles	Jim Brown	24 Att., 153 Yards
10/23/1960	vs. Philadelphia Eagles	Jim Brown	22 Att., 167 Yards
11/13/1960	vs. St. Louis Cardinals	Jim Brown	28 Att., 173 Yards
11/27/1960	at St. Louis Cardinals	Jim Brown	24 Att., 132 Yards
12/4/1960	vs. Washington Redskins	Jim Brown	15 Att., 135 Yards
12/11/1960	vs. Chicago Bears	Jim Brown	22 Att., 100 Yards
12/15/1960	at New York Giants	Jim Brown	14 Att., 110 Yards
10/22/1961	at Pittsburgh Steelers	Bobby Mitchell	14 Att., 119 Yards
10/22/1961	at Pittsburgh Steelers	Jim Brown	29 Att., 114 Yards
10/29/1961	at St. Louis Cardinals	Jim Brown	28 Att., 109 Yards
10/29/1961	at St. Louis Cardinals	Bobby Mitchell	19 Att., 104 Yards
11/5/1961	vs. Pittsburgh Steelers	Jim Brown	18 Att., 110 Yards
11/12/1961	at Washington Redskins	Jim Brown	20 Att., 133 Yards
11/19/1961	vs. Philadelphia Eagles	Jim Brown	34 Att., 237 Yards
12/3/1961	at Dallas Cowboys	Bobby Mitchell	12 Att., 140 Yards
12/17/1961	at New York Giants	Jim Brown	24 Att., 102 Yards
9/16/1962	vs. New York Giants	Jim Brown	17 Att., 134 Yards
11/25/1962	vs. Pittsburgh Steelers	Jim Brown	19 Att., 110 Yards
12/15/1962	at San Francisco 49ers	Jim Brown	22 Att., 135 Yards
9/15/1963	vs. Washington Redskins	Jim Brown	15 Att., 162 Yards
9/22/1963	at Dallas Cowboys	Jim Brown	20 Att., 232 Yards
10/5/1963	vs. Pittsburgh Steelers	Jim Brown	21 Att., 175 Yards
10/13/1963	at New York Giants	Jim Brown	23 Att., 123 Yards
10/20/1963	vs. Philadelphia Eagles	Jim Brown	25 Att., 144 Yards
11/3/1963	at Philadelphia Eagles	Jim Brown	28 Att., 223 Yards
11/17/1963	vs. St. Louis Cardinals	Jim Brown	22 Att., 154 Yards
12/1/1963	at St. Louis Cardinals	Jim Brown	29 Att., 179 Yards
12/15/1963	at Washington Redskins	Jim Brown	28 Att., 125 Yards
9/27/1964	at Philadelphia Eagles	Jim Brown	25 Att., 104 Yards
10/18/1964	at Dallas Cowboys	Jim Brown	26 Att., 188 Yards
11/1/1964	at Pittsburgh Steelers	Jim Brown	23 Att., 149 Yards
11/8/1964	vs. Washington Redskins	Jim Brown	18 Att., 121 Yards
11/15/1964	vs. Detroit Lions	Jim Brown	24 Att., 147 Yards
11/29/1964	vs. Philadelphia Eagles	Jim Brown	22 Att., 133 Yards
12/27/1964	vs. Baltimore Colts (playoffs)	Jim Brown	27 Att., 114 Yards

STAFF

PLAYERS

2021 SEASON

HISTORY

RECORDS

GAME DAY

DATE	OPPONENT	PLAYER	ATT. YARDS
9/26/1965	vs. St. Louis Cardinals	Jim Brown	17 Att., 110 Yards
10/3/1965	at Philadelphia Eagles	Jim Brown	27 Att., 133 Yards
10/9/1965	vs. Pittsburgh Steelers	Jim Brown	29 Att., 168 Yards
11/7/1965	vs. Philadelphia Eagles	Jim Brown	20 Att., 131 Yards
11/14/1965	vs. New York Giants	Jim Brown	20 Att., 156 Yards
11/28/1965	at Pittsburgh Steelers	Jim Brown	20 Att., 146 Yards
12/5/1965	vs. Washington Redskins	Jim Brown	27 Att., 141 Yards
9/25/1966	vs. St. Louis Cardinals	Leroy Kelly	19 Att., 109 Yards
10/2/1966	at New York Giants	Leroy Kelly	20 Att., 138 Yards
10/8/1966	vs. Pittsburgh Steelers	Ernie Green	16 Att., 103 Yards
10/8/1966	vs. Pittsburgh Steelers	Leroy Kelly	19 Att., 113 Yards
11/20/1966	vs. Washington Redskins	Leroy Kelly	14 Att., 100 Yards
11/24/1966	at Dallas Cowboys	Leroy Kelly	15 Att., 115 Yards
12/4/1966	vs. New York Giants	Leroy Kelly	13 Att., 126 Yards
9/24/1967	at Detroit Lions	Leroy Kelly	16 Att., 141 Yards
10/1/1967	at New Orleans Saints	Leroy Kelly	20 Att., 110 Yards
10/7/1967	vs. Pittsburgh Steelers	Ernie Green	11 Att., 108 Yards
10/22/1967	vs. Chicago Bears	Leroy Kelly	18 Att., 111 Yards
11/19/1967	vs. Minnesota Vikings	Leroy Kelly	26 Att., 123 Yards
11/26/1967	vs. Washington Redskins	Leroy Kelly	20 Att., 163 Yards
9/15/1968	at New Orleans Saints	Leroy Kelly	20 Att., 107 Yards
10/5/1968	vs. Pittsburgh Steelers	Leroy Kelly	25 Att., 128 Yards
10/20/1968	at Baltimore Colts	Leroy Kelly	30 Att., 130 Yards
10/27/1968	vs. Atlanta Falcons	Leroy Kelly	19 Att., 112 Yards
11/3/1968	at San Francisco 49ers	Leroy Kelly	27 Att., 174 Yards
11/10/1968	vs. New Orleans Saints	Leroy Kelly	17 Att., 127 Yards
11/24/1968	vs. Philadelphia Eagles	Leroy Kelly	20 Att., 108 Yards
9/21/1969	at Philadelphia Eagles	Ron Johnson*	17 Att., 118 Yards
9/28/1969	vs. Washington Redskins	Reece Morrison	23 Att., 130 Yards
11/23/1969	vs. New York Giants	Leroy Kelly	18 Att., 124 Yards
12/7/1969	vs. Green Bay Packers	Leroy Kelly	22 Att., 151 Yards
10/18/1970	vs. Detroit Lions	Leroy Kelly	24 Att., 106 Yards
11/8/1970	at Oakland Raiders	Bo Scott	14 Att., 101 Yards
12/7/1970	at Houston Oilers	Leroy Kelly	20 Att., 108 Yards
11/7/1971	at Pittsburgh Steelers	Leroy Kelly	22 Att., 102 Yards
11/21/1971	vs. New England Patriots	Leroy Kelly	23 Att., 113 Yards
11/28/1971	at Houston Oilers	Leroy Kelly	23 Att., 107 Yards
12/5/1971	vs. Cincinnati Bengals	Leroy Kelly	23 Att., 127 Yards
11/19/1972	vs. Pittsburgh Steelers	Leroy Kelly	21 Att., 107 Yards
12/2/1973	at Kansas City Chiefs	Greg Pruitt	15 Att., 110 Yards
12/15/1974	at Houston Oilers	Greg Pruitt	15 Att., 102 Yards
11/16/1975	at Oakland Raiders	Greg Pruitt	12 Att., 103 Yards
11/23/1975	vs. Cincinnati Bengals	Greg Pruitt	17 Att., 121 Yards
12/14/1975	vs. Kansas City Chiefs	Greg Pruitt	26 Att., 214 Yards
9/12/1976	vs. New York Jets	Greg Pruitt	17 Att., 124 Yards
10/17/1976	at Atlanta Falcons	Greg Pruitt	26 Att., 191 Yards
10/31/1976	at Cincinnati Bengals	Greg Pruitt	18 Att., 124 Yards
9/26/1977	vs. New England Patriots	Greg Pruitt	26 Att., 151 Yards
10/23/1977	at Buffalo Bills	Cleo Miller	21 Att., 117 Yards
10/30/1977	vs. Kansas City Chiefs	Greg Pruitt	18 Att., 153 Yards
11/13/1977	at Pittsburgh Steelers	Greg Pruitt	19 Att., 108 Yards
12/18/1977	at Seattle Seahawks	Greg Pruitt	22 Att., 127 Yards
9/3/1978	vs. San Francisco 49ers	Greg Pruitt	22 Att., 106 Yards
9/10/1978	vs. Cincinnati Bengals	Greg Pruitt	22 Att., 120 Yards
10/29/1978	vs. Buffalo Bills	Mike Pruitt	21 Att., 173 Yards
12/3/1978	at Seattle Seahawks	Greg Pruitt	12 Att., 113 Yards
12/10/1978	vs. New York Jets	Greg Pruitt	21 Att., 138 Yards
12/17/1978	at Cincinnati Bengals	Greg Pruitt	22 Att., 182 Yards
10/21/1979	vs. Cincinnati Bengals	Mike Pruitt	19 Att., 135 Yards
11/4/1979	at Philadelphia Eagles	Mike Pruitt	17 Att., 104 Yards
11/11/1979	vs. Seattle Seahawks	Mike Pruitt	15 Att., 141 Yards
12/2/1979	vs. Houston Oilers	Mike Pruitt	25 Att., 111 Yards
12/9/1979	at Oakland Raiders	Mike Pruitt	20 Att., 149 Yards
10/12/1980	at Seattle Seahawks	Mike Pruitt	24 Att., 116 Yards
11/3/1980	vs. Chicago Bears	Mike Pruitt	27 Att., 129 Yards
11/9/1980	at Baltimore Colts	Mike Pruitt	18 Att., 103 Yards
12/3/1981	at Houston Oilers	Mike Pruitt	32 Att., 155 Yards
9/12/1982	at Seattle Seahawks	Mike Pruitt	30 Att., 136 Yards
9/11/1983	at Detroit Lions	Mike Pruitt	24 Att., 137 Yards
10/2/1983	vs. Seattle Seahawks	Mike Pruitt	24 Att., 107 Yards
10/16/1983	at Pittsburgh Steelers	Boyce Green*	28 Att., 137 Yards
11/20/1983	at New England Patriots	Mike Pruitt	24 Att., 136 Yards
11/27/1983	vs. Baltimore Colts	Mike Pruitt	24 Att., 110 Yards
12/11/1983	at Houston Oilers	Mike Pruitt	30 Att., 153 Yards
11/4/1984	at Buffalo Bills	Boyce Green	29 Att., 156 Yards
11/18/1984	at Atlanta Falcons	Boyce Green	30 Att., 121 Yards
12/9/1984	at Pittsburgh Steelers	Earnest Byner*	15 Att., 103 Yards
12/16/1984	at Houston Oilers	Earnest Byner*	21 Att., 188 Yards
9/29/1985	at San Diego Chargers	Kevin Mack	16 Att., 130 Yards
10/6/1985	vs. New England Patriots	Kevin Mack	20 Att., 115 Yards
11/17/1985	vs. Buffalo Bills	Earnest Byner	15 Att., 109 Yards
11/24/1985	vs. Cincinnati Bengals	Kevin Mack	14 Att., 117 Yards
12/22/1985	at New York Jets	Earnest Byner	15 Att., 101 Yards
1/4/1986	at Miami Dolphins (playoffs)	Earnest Byner	16 Att., 161 Yards
10/26/1986	at Minnesota Vikings	Curtis Dickey	19 Att., 106 Yards
11/23/1986	vs. Pittsburgh Steelers	Kevin Mack	24 Att., 106 Yards
11/30/1986	vs. Houston Oilers	Kevin Mack	28 Att., 121 Yards

DATE	OPPONENT	PLAYER	ATT, YARDS
10/4/1987	at New England Patriots	Larry Mason*	32 Att., 133 Yards
11/22/1987	at Houston Oilers	Kevin Mack	26 Att., 114 Yards
12/13/1987	vs. Cincinnati Bengals	Kevin Mack	27 Att., 133 Yards
1/9/1988	vs. Indianapolis Colts (playoffs)	Earnest Byner	23 Att., 122 Yards
10/16/1988	vs. Philadelphia Eagles	Kevin Mack	16 Att., 100 Yards
11/27/1988	at Washington Redskins	Kevin Mack	22 Att., 116 Yards
9/19/1993	at Los Angeles Raiders	Tommy Vardell	14 Att., 104 Yards
11/6/1994	vs. New England Patriots	Leroy Hoard	21 Att., 123 Yards
11/27/1994	vs. Houston Oilers	Leroy Hoard	23 Att., 103 Yards
12/17/1995	vs. Cincinnati Bengals	Earnest Byner	31 Att., 121 Yards
9/23/2001	vs. Detroit Lions	James Jackson*	31 Att., 124 Yards
12/23/2001	at Green Bay Packers	Jamel White	21 Att., 131 Yards
9/29/2002	at Pittsburgh Steelers	Jamel White	16 Att., 105 Yards
11/24/2002	at New Orleans Saints	William Green*	28 Att., 114 Yards
12/8/2002	at Jacksonville Jaguars	William Green*	26 Att., 119 Yards
12/29/2002	vs. Atlanta Falcons	William Green*	27 Att., 178 Yards
10/5/2003	at Pittsburgh Steelers	William Green	33 Att., 115 Yards
10/12/2003	vs. Oakland Raiders	William Green	26 Att., 145 Yards
12/8/2003	vs. St. Louis Rams	Jamel White	16 Att., 101 Yards
12/28/2003	at Cincinnati Bengals	Lee Suggs*	26 Att., 186 Yards
10/17/2004	vs. Cincinnati Bengals	William Green	25 Att., 115 Yards
12/19/2004	vs. San Diego Chargers	Lee Suggs	21 Att., 105 Yards
12/26/2004	at Miami Dolphins	Lee Suggs	38 Att., 143 Yards
1/2/2005	at Houston Texans	Lee Suggs	26 Att., 131 Yards
10/23/2005	vs. Detroit Lions	Reuben Droughns	19 Att., 100 Yards
11/6/2005	vs. Tennessee Titans	Reuben Droughns	20 Att., 116 Yards
11/20/2005	vs. Miami Dolphins	Reuben Droughns	30 Att., 166 Yards
10/17/2006	at Oakland Raiders	Reuben Droughns	25 Att., 100 Yards
10/29/2006	vs. New York Jets	Reuben Droughns	33 Att., 125 Yards
9/16/2007	vs. Cincinnati Bengals	Jamal Lewis	27 Att., 216 Yards
11/25/2007	vs. Houston Texans	Jamal Lewis	29 Att., 134 Yards
12/9/2007	at New York Jets	Jamal Lewis	21 Att., 118 Yards
12/16/2007	vs. Buffalo Bills	Jamal Lewis	33 Att., 163 Yards
12/30/2007	vs. San Francisco 49ers	Jamal Lewis	26 Att., 128 Yards
10/4/2009	vs. Cincinnati Bengals	Jerome Harrison	29 Att., 121 Yards
10/11/2009	at Buffalo Bills	Jamal Lewis	31 Att., 117 Yards
12/20/2009	at Kansas City Chiefs	Jerome Harrison	34 Att., 286 Yards
12/27/2009	vs. Oakland Raiders	Jerome Harrison	39 Att., 148 Yards
1/3/2010	vs. Jacksonville Jaguars	Jerome Harrison	33 Att., 127 Yards
9/26/2010	at Baltimore Ravens	Peyton Hillis	22 Att., 144 Yards
10/3/2010	vs. Cincinnati Bengals	Peyton Hillis	27 Att., 102 Yards
11/7/2010	vs. New England Patriots	Peyton Hillis	29 Att., 184 Yards
11/28/2010	vs. Carolina Panthers	Peyton Hillis	26 Att., 131 Yards
12/12/2010	at Buffalo Bills	Peyton Hillis	21 Att., 108 Yards
11/20/2011	vs. Jacksonville Jaguars	Chris Ogbonnaya	21 Att., 115 Yards
12/24/2011	at Baltimore Ravens	Peyton Hillis	24 Att., 112 Yards
9/16/2012	at Cincinnati Bengals	Trent Richardson*	19 Att., 109 Yards
10/28/2012	vs. San Diego Chargers	Trent Richardson*	24 Att., 122 Yards
11/4/2012	vs. Baltimore Ravens	Trent Richardson*	25 Att., 105 Yards
9/7/2014	at Pittsburgh Steelers	Ierrance West	16 Att., 100 Yards
10/5/2014	at Tennessee Titans	Ben Tate	22 Att., 124 Yards
12/13/2015	vs. San Francisco 49ers	Isaiah Crowell	20 Att., 145 Yards
12/27/2015	at Kansas City Chiefs	Johnny Manziel	11 Att., 108 Yards
9/18/2016	vs. Baltimore Ravens	Isaiah Crowell	18 Att., 133 Yards
10/2/2016	at Washington Redskins	Isaiah Crowell	16 Att., 120 Yards
10/23/2016	at Cincinnati Bengals	Kevin Hogan*	7 Att., 104 Yards
12/11/2016	vs. Cincinnati Bengals	Isaiah Crowell	10 Att., 113 Yards
1/1/2017	at Pittsburgh Steelers	Isaiah Crowell	19 Att., 152 Yards
12/10/2017	vs. Green Bay Packers	Isaiah Crowell	19 Att., 121 Yards
9/30/2018	at Oakland Raiders	Nick Chubb*	3 Att., 105 Yards
11/11/2018	vs. Atlanta Falcons	Nick Chubb*	20 Att., 176 Yards
12/15/2018	at Denver Broncos	Nick Chubb*	20 Att., 100 Yards
12/12/2018	vs. Cincinnati Bengals	Nick Chubb*	19 Att., 112 Yards
9/29/2019	at Baltimore Ravens	Nick Chubb	20 Att., 165 Yards
10/13/2019	vs. Seattle Seahawks	Nick Chubb	20 Att., 122 Yards
10/27/2019	at New England Patriots	Nick Chubb	20 Att., 131 Yards
11/10/2019	vs. Buffalo Bills	Nick Chubb	20 Att., 116 Yards
11/24/2019	vs. Miami Dolphins	Nick Chubb	21 Att., 106 Yards
12/8/2019	vs. Cincinnati Bengals	Nick Chubb	15 Att., 106 Yards
12/15/2019	at Arizona Cardinals	Nick Chubb	17 Att., 127 Yards
9/17/2020	vs. Cincinnati Bengals	Nick Chubb	22 Att., 124 Yards
9/27/2020	vs. Washington Football Team	Nick Chubb	19 Att., 108 Yards
11/15/2020	vs. Houston Texans	Nick Chubb	19 Att., 126 Yards
11/15/2020	vs. Houston Texans	Kareem Hunt	19 Att., 104 Yards
11/22/2020	vs. Philadelphia Eagles	Nick Chubb	20 Att., 114 Yards
11/29/2020	at Jacksonville Jaguars	Nick Chubb	19 Att., 144 Yards
1/3/2021	vs. Pittsburgh Steelers	Nick Chubb	24 Att., 108 Yards
10/3/2021	at Minnesota Vikings	Nick Chubb	21 Att., 100 Yards
10/10/2021	at Los Angeles Chargers	Nick Chubb	21 Att., 161 Yards
10/21/2021	vs. Denver Broncos	D'Ernest Johnson	22 Att., 146 Yards
11/7/2021	at Cincinnati Bengals	Nick Chubb	14 Att., 137 Yards
11/21/2021	vs. Detroit Lions	Nick Chubb	22 Att., 130 Yards
12/25/2021	at Green Bay Packers	Nick Chubb	17 Att., 126 Yards
1/9/2022	vs. Cincinnati Bengals	D'Ernest Johnson	25 Att., 123 Yards
9/11/2022	at Carolina Panthers	Nick Chubb	22 Att., 141 Yards
9/22/2022	vs. Pittsburgh Steelers	Nick Chubb	23 Att., 113 Yards
10/2/2022	at Atlanta Falcons	Nick Chubb	19 Att., 118 Yards
10/9/2022	vs. Los Angeles Chargers	Nick Chubb	17 Att., 134 Yards
10/31/2022	vs. Cincinnati Bengals	Nick Chubb	23 Att., 101 Yards
11/7/2022	vs. Tampa Bay Buccaneers	Nick Chubb	28 Att., 116 Yards
1/1/2023	at Washington Commanders	Nick Chubb	14 Att., 104 Yards

*Denotes Rookie

ALL-TIME 300-YARD PASSING GAMES

DATE	OPPONENT	PLAYER	ATT, COMP, YARDS
9/16/1950	at Philadelphia Eagles	Otto Graham	38 Att., 21 Comp., 346 Yards
10/15/1950	vs. Chicago Cardinals	Otto Graham	35 Att., 22 Comp., 369 Yards
12/10/1950	at Washington Redskins	Otto Graham	32 Att., 23 Comp., 321 Yards
10/4/1952	at Pittsburgh Steelers	Otto Graham	49 Att., 21 Comp., 401 Yards
10/4/1953	at Chicago Cardinals	Otto Graham	22 Att., 15 Comp., 310 Yards
10/10/1953	vs. Philadelphia Eagles	Otto Graham	30 Att., 20 Comp., 328 Yards
11/27/1955	at New York Giants	Otto Graham	31 Att., 17 Comp., 319 Yards
11/17/1957	at Washington Redskins	Tom O'Connell	24 Att., 16 Comp., 349 Yards
10/2/1960	vs. Pittsburgh Steelers	Milt Plum	14 Att., 10 Comp., 308 Yards
11/20/1960	at Pittsburgh Steelers	Milt Plum	37 Att., 23 Comp., 328 Yards
9/17/1961	at Philadelphia Eagles	Milt Plum	30 Att., 18 Comp., 329 Yards
10/21/1962	at St. Louis Cardinals	Jim Ninowski	29 Att., 19 Comp., 339 Yards
9/15/1963	vs. Washington Redskins	Frank Ryan	31 Att., 21 Comp., 334 Yards
12/4/1966	vs. New York Giants	Frank Ryan	27 Att., 16 Comp., 326 Yards
12/17/1966	at St. Louis Cardinals	Frank Ryan	30 Att., 17 Comp., 367 Yards
10/13/1968	vs. St. Louis Cardinals	Bill Nelsen	39 Att., 17 Comp., 312 Yards
9/27/1970	at San Francisco 49ers	Bill Nelsen	25 Att., 14 Comp., 308 Yards
11/19/1978	at Baltimore Colts	Brian Sipe	22 Att., 15 Comp., 309 Yards
9/2/1979	at New York Jets	Brian Sipe	36 Att., 21 Comp., 302 Yards
10/7/1979	vs. Pittsburgh Steelers	Brian Sipe	41 Att., 22 Comp., 351 Yards
11/18/1979	vs. Miami Dolphins	Brian Sipe	42 Att., 23 Comp., 358 Yards
11/25/1979	at Pittsburgh Steelers	Brian Sipe	38 Att., 23 Comp., 333 Yards
9/28/1980	at Tampa Bay Buccaneers	Brian Sipe	32 Att., 22 Comp., 318 Yards
10/19/1980	vs. Green Bay Packers	Brian Sipe	39 Att., 24 Comp., 391 Yards
10/26/1980	vs. Pittsburgh Steelers	Brian Sipe	46 Att., 28 Comp., 349 Yards
11/23/1980	vs. Cincinnati Bengals	Brian Sipe	36 Att., 27 Comp., 310 Yards
12/7/1980	vs. New York Jets	Brian Sipe	41 Att., 30 Comp., 340 Yards
12/21/1980	at Cincinnati Bengals	Brian Sipe	44 Att., 24 Comp., 308 Yards
9/7/1981	vs. San Diego Chargers	Brian Sipe	57 Att., 31 Comp., 375 Yards
10/25/1981	vs. Baltimore Colts	Brian Sipe	41 Att., 30 Comp., 444 Yards
12/5/1982	vs. San Diego Chargers	Brian Sipe	48 Att., 33 Comp., 338 Yards
1/2/1983	at Pittsburgh Steelers	Paul McDonald	47 Att., 22 Comp., 313 Yards
9/25/1983	at San Diego Chargers	Brian Sipe	44 Att., 27 Comp., 327 Yards
10/2/1983	vs. Seattle Seahawks	Brian Sipe	40 Att., 25 Comp., 310 Yards
10/16/1983	at Pittsburgh Steelers	Brian Sipe	49 Att., 27 Comp., 310 Yards
11/27/1983	vs. Baltimore Colts	Brian Sipe	33 Att., 20 Comp., 313 Yards
10/7/1984	vs. New England Patriots	Paul McDonald	37 Att., 23 Comp., 320 Yards
10/21/1984	at Cincinnati Bengals	Paul McDonald	47 Att., 27 Comp., 300 Yards
11/10/1986	vs. Miami Dolphins	Bernie Kosar	50 Att., 32 Comp., 401 Yards
11/23/1986	vs. Pittsburgh Steelers	Bernie Kosar	46 Att., 28 Comp., 414 Yards
1/3/1987	vs. New York Jets (playoffs)	Bernie Kosar	64 Att., 33 Comp., 489 Yards
9/13/1987	at New Orleans Saints	Bernie Kosar	39 Att., 28 Comp., 314 Yards
11/15/1987	vs. Buffalo Bills	Bernie Kosar	34 Att., 24 Comp., 346 Yards
1/17/1988	at Denver Broncos (playoffs)	Bernie Kosar	41 Att., 26 Comp., 356 Yards
10/23/1988	at Phoenix Cardinals	Bernie Kosar	43 Att., 25 Comp., 314 Yards
12/4/1988	vs. Dallas Cowboys	Bernie Kosar	27 Att., 19 Comp., 308 Yards
12/18/1988	vs. Houston Oilers	Don Strock	42 Att., 25 Comp., 326 Yards
12/10/1989	at Indianapolis Colts	Bernie Kosar	40 Att., 26 Comp., 353 Yards
10/8/1990	at Denver Broncos	Bernie Kosar	38 Att., 24 Comp., 318 Yards
12/22/1991	at Pittsburgh Steelers	Bernie Kosar	49 Att., 28 Comp., 335 Yards
11/15/1992	vs. San Diego Chargers	Mike Tomczak	32 Att., 18 Comp., 322 Yards
11/21/1993	vs. Houston Oilers	Todd Philcox	47 Att., 22 Comp., 316 Yards
12/12/1993	at Houston Oilers	Vinny Testaverde	37 Att., 19 Comp., 319 Yards
10/29/1995	at Cincinnati Bengals	Eric Zeier*	46 Att., 26 Comp., 310 Yards
12/3/1995	at San Diego Chargers	Vinny Testaverde	41 Att., 28 Comp., 303 Yards
12/24/1995	at Jacksonville Jaguars	Vinny Testaverde	45 Att., 28 Comp., 325 Yards
9/17/2000	vs. Pittsburgh Steelers	Tim Couch	31 Att., 23 Comp., 316 Yards
12/10/2000	vs. Philadelphia Eagles	Doug Pederson	40 Att., 29 Comp., 309 Yards
12/30/2001	at Tennessee Titans	Tim Couch	27 Att., 20 Comp., 336 Yards
9/8/2002	vs. Kansas City Chiefs	Kelly Holcomb	39 Att., 27 Comp., 326 Yards
9/22/2002	at Tennessee Titans	Tim Couch	50 Att., 36 Comp., 326 Yards
1/5/2003	at Pittsburgh Steelers (playoffs)	Kelly Holcomb	43 Att., 26 Comp., 429 Yards
11/16/2003	vs. Arizona Cardinals	Kelly Holcomb	35 Att., 29 Comp., 392 Yards
10/17/2004	vs. Cincinnati Bengals	Jeff Garcia	23 Att., 16 Comp., 310 Yards
11/28/2004	at Cincinnati Bengals	Kelly Holcomb	39 Att., 30 Comp., 413 Yards

*Denotes Rookie

DATE	OPPONENT	PLAYER	ATT, COMP, YARDS
9/18/2005	at Green Bay Packers	Trent Dilfer	32 Att., 21 Comp., 336 Yards
9/16/2007	vs. Cincinnati Bengals	Derek Anderson	33 Att., 20 Comp., 328 Yards
11/4/2007	vs. Seattle Seahawks	Derek Anderson	48 Att., 29 Comp., 364 Yards
12/2/2007	at Arizona Cardinals	Derek Anderson	41 Att., 21 Comp., 304 Yards
10/13/2008	vs. New York Giants	Derek Anderson	29 Att., 18 Comp., 310 Yards
11/22/2009	at Detroit Lions	Brady Quinn	33 Att., 21 Comp., 304 Yards
10/2/2011	vs. Tennessee Titans	Colt McCoy	61 Att., 40 Comp., 350 Yards
9/16/2012	at Cincinnati Bengals	Brandon Weeden*	37 Att., 26 Comp., 322 Yards
9/27/2012	at Baltimore Ravens	Brandon Weeden*	52 Att., 25 Comp., 320 Yards
12/2/2012	at Oakland Raiders	Brandon Weeden*	36 Att., 25 Comp., 364 Yards
9/22/2013	at Minnesota Vikings	Brian Hoyer	54 Att., 30 Comp., 321 Yards
12/1/2013	vs. Jacksonville Jaguars	Brandon Weeden	40 Att., 24 Comp., 370 Yards
12/8/2013	at New England Patriots	Jason Campbell	44 Att., 29 Comp., 391 Yards
11/2/2014	at Tampa Bay Buccaneers	Brian Hoyer	34 Att., 21 Comp., 300 Yards
11/16/2014	vs. Houston Texans	Brian Hoyer	50 Att., 20 Comp., 330 Yards
11/23/2014	at Atlanta Falcons	Brian Hoyer	40 Att., 23 Comp., 322 Yards
9/27/2015	vs. Oakland Raiders	Josh McCown	49 Att., 28 Comp., 341 Yards
10/4/2015	at San Diego Chargers	Josh McCown	41 Att., 32 Comp., 356 Yards
10/11/2015	at Baltimore Ravens	Josh McCown	51 Att., 36 Comp., 457 Yards
11/15/2015	at Pittsburgh Steelers	Johnny Manziel	45 Att., 33 Comp., 372 Yards
10/16/2016	at Tennessee Titans	Cody Kessler*	41 Att., 26 Comp., 336 Yards
10/30/2016	vs. New York Jets	Josh McCown	49 Att., 25 Comp., 341 Yards
11/27/2016	vs. New York Giants	Josh McCown	43 Att., 25 Comp., 322 Yards
12/31/2017	at Pittsburgh Steelers	DeShone Kizer*	30 Att., 16 Comp., 314 Yards
10/7/2018	vs. Baltimore Ravens	Baker Mayfield*	43 Att., 25 Comp., 342 Yards
12/2/2018	at Houston Texans	Baker Mayfield*	43 Att., 29 Comp., 397 Yards
12/30/2018	at Baltimore Ravens	Baker Mayfield*	42 Att., 23 Comp., 376 Yards
9/16/2019	at New York Jets	Baker Mayfield	35 Att., 19 Comp., 325 Yards
9/29/2019	at Baltimore Ravens	Baker Mayfield	30 Att., 20 Comp., 342 Yards
11/24/2019	vs. Miami Dolphins	Baker Mayfield	34 Att., 24 Comp., 327 Yards
12/6/2020	at Tennessee Titans	Baker Mayfield	33 Att., 25 Comp., 334 Yards
12/14/2020	vs. Baltimore Ravens	Baker Mayfield	47 Att., 28 Comp., 343 Yards
9/12/2021	at Kansas City Chiefs	Baker Mayfield	28 Att., 21 Comp., 321 Yards
10/10/2021	at Los Angeles Chargers	Baker Mayfield	32 Att., 23 Comp., 305 Yards
10/20/2022	at Buffalo Bills	Jacoby Brissett	41 Att., 28 Comp., 324 Yards

*Denotes Rookie

ALL-TIME 100-YARD RECEIVING GAMES

DATE	OPPONENT	PLAYER	REC, YARDS
9/16/1950	at Philadelphia Eagles	Mac Speedie	7 Rec., 109 Yards
9/24/1950	at Baltimore Colts	Dante Lavelli	5 Rec., 115 Yards
10/15/1950	vs. Chicago Cardinals	Dante Lavelli	6 Rec., 131 Yards
10/15/1950	vs. Chicago Cardinals	Mac Speedie	6 Rec., 106 Yards
12/10/1950	at Washington Redskins	Dub Jones	10 Rec., 161 Yards
12/24/1950	vs. Los Angeles Rams (playoffs)	Dante Lavelli	11 Rec., 128 Yards
9/30/1951	at San Francisco 49ers	Dub Jones	5 Rec., 143 Yards
10/27/1951	vs. New York Giants	Dub Jones	7 Rec., 116 Yards
11/25/1951	vs. Chicago Bears	Mac Speedie	6 Rec., 144 Yards
10/12/1952	vs. New York Giants	Mac Speedie	8 Rec., 161 Yards
10/19/1952	at Philadelphia Eagles	Dub Jones	6 Rec., 121 Yards
11/9/1952	vs. Chicago Cardinals	Mac Speedie	11 Rec., 157 Yards
11/16/1952	vs. Pittsburgh Steelers	Dante Lavelli	6 Rec., 107 Yards
11/23/1952	vs. Philadelphia Eagles	Mac Speedie	7 Rec., 156 Yards
11/30/1952	at Washington Redskins	Dante Lavelli	5 Rec., 106 Yards
12/14/1952	at New York Giants	Harry Jagade	4 Rec., 103 Yards
10/4/1953	at Chicago Cardinals	Dante Lavelli	4 Rec., 137 Yards
10/10/1953	vs. Philadelphia Eagles	Darrel Brewster	6 Rec., 122 Yards
11/15/1953	vs. San Francisco 49ers	Dante Lavelli	6 Rec., 137 Yards
11/29/1953	vs. Chicago Cardinals	Ray Renfro	4 Rec., 105 Yards
12/6/1953	vs. New York Giants	Darrel Brewster	7 Rec., 182 Yards
12/13/1953	at Philadelphia Eagles	Darrel Brewster	5 Rec., 103 Yards
10/17/1954	at Pittsburgh Steelers	Dante Lavelli	7 Rec., 134 Yards
11/7/1954	vs. Washington Redskins	Darrel Brewster	7 Rec., 114 Yards
11/28/1954	at New York Giants	Darrel Brewster	8 Rec., 126 Yards
12/5/1954	at Washington Redskins	Dante Lavelli	5 Rec., 128 Yards
10/9/1955	vs. Philadelphia Eagles	Dante Lavelli	6 Rec., 108 Yards
10/16/1955	at Washington Redskins	Darrel Brewster	6 Rec., 109 Yards
11/27/1955	at New York Giants	Darrel Brewster	5 Rec., 107 Yards
11/27/1955	at New York Giants	Ray Renfro	5 Rec., 130 Yards
12/11/1955	vs. Chicago Cardinals	Ray Renfro	6 Rec., 110 Yards
11/11/1956	vs. Baltimore Colts	Ray Renfro	5 Rec., 100 Yards
10/13/1957	vs. Philadelphia Eagles	Darrel Brewster	4 Rec., 105 Yards
11/3/1957	vs. Washington Redskins	Darrel Brewster	5 Rec., 103 Yards
11/17/1957	at Washington Redskins	Darrel Brewster	6 Rec., 124 Yards
11/17/1957	at Washington Redskins	Ray Renfro	4 Rec., 113 Yards
11/17/1957	at Washington Redskins	Preston Carpenter	6 Rec., 112 Yards
12/1/1957	vs. Chicago Cardinals	Ray Renfro	3 Rec., 109 Yards
12/15/1957	at New York Giants	Ray Renfro	4 Rec., 130 Yards
10/5/1958	at Pittsburgh Steelers	Preston Carpenter	7 Rec., 131 Yards
10/26/1958	at Chicago Cardinals	Ray Renfro	5 Rec., 108 Yards
11/16/1958	at Washington Redskins	Preston Carpenter	4 Rec., 115 Yards
11/30/1958	vs. Washington Redskins	Ray Renfro	3 Rec., 100 Yards
10/25/1959	vs. Washington Redskins	Bobby Mitchell	3 Rec., 107 Yards
11/22/1959	vs. Pittsburgh Steelers	Ray Renfro	5 Rec., 161 Yards
10/2/1960	vs. Pittsburgh Steelers	Rich Kreitling	3 Rec., 157 Yards
11/20/1960	at Pittsburgh Steelers	Gern Nagler	10 Rec., 177 Yards
12/15/1960	at New York Giants	Bobby Mitchell	9 Rec., 133 Yards
9/17/1961	at Philadelphia Eagles	Ray Renfro	4 Rec., 104 Yards
10/15/1961	vs. Green Bay Packers	Ray Renfro	7 Rec., 100 Yards
11/26/1961	vs. New York Giants	Ray Renfro	7 Rec., 166 Yards
10/21/1962	at St. Louis Cardinals	Ray Renfro	6 Rec., 152 Yards
12/2/1962	at Dallas Cowboys	Rich Kreitling	7 Rec., 125 Yards
9/15/1963	vs. Washington Redskins	Jim Brown	3 Rec., 100 Yards
12/1/1963	at St. Louis Cardinals	Gary Collins	4 Rec., 100 Yards
12/27/1964	vs. Baltimore Colts (playoffs)	Gary Collins	5 Rec., 130 Yards
9/20/1964	vs. St. Louis Cardinals	Gary Collins	6 Rec., 105 Yards
10/4/1964	vs. Dallas Cowboys	Paul Warfield*	5 Rec., 123 Yards
11/22/1964	at Green Bay Packers	Paul Warfield*	7 Rec., 126 Yards
12/12/1964	at New York Giants	Paul Warfield*	5 Rec., 103 Yards
9/26/1965	vs. St. Louis Cardinals	Gary Collins	6 Rec., 116 Yards
10/24/1965	at New York Giants	Gary Collins	3 Rec., 121 Yards
10/31/1965	vs. Minnesota Vikings	Gary Collins	4 Rec., 116 Yards
11/7/1965	vs. Philadelphia Eagles	Gary Collins	8 Rec., 128 Yards
11/14/1965	vs. New York Giants	Ernie Green	7 Rec., 160 Yards
12/4/1966	vs. New York Giants	Gary Collins	5 Rec., 120 Yards
12/17/1966	at St. Louis Cardinals	Paul Warfield	6 Rec., 161 Yards
12/17/1966	at St. Louis Cardinals	Gary Collins	5 Rec., 126 Yards
10/1/1967	at New Orleans Saints	Paul Warfield	4 Rec., 107 Yards
10/22/1967	vs. Chicago Bears	Gary Collins	7 Rec., 106 Yards
10/29/1967	at New York Giants	Paul Warfield	5 Rec., 126 Yards
10/13/1968	vs. St. Louis Cardinals	Milt Morin	8 Rec., 151 Yards
11/10/1968	vs. New Orleans Saints	Paul Warfield	5 Rec., 107 Yards
11/10/1968	vs. New Orleans Saints	Leroy Kelly	3 Rec., 104 Yards
11/17/1968	at Pittsburgh Steelers	Milt Morin	5 Rec., 103 Yards
11/24/1968	vs. Philadelphia Eagles	Milt Morin	2 Rec., 108 Yards
12/1/1968	vs. New York Giants	Paul Warfield	6 Rec., 137 Yards
12/8/1968	at Washington Redskins	Milt Morin	6 Rec., 133 Yards
12/14/1968	at St. Louis Cardinals	Paul Warfield	3 Rec., 104 Yards

STAFF

PLAYERS

2021 SEASON

HISTORY

RECORDS

GAME DAY

DATE	OPPONENT	PLAYER	REC, YARDS
10/5/1969	vs. Detroit Lions	Paul Warfield	7 Rec., 106 Yards
10/18/1969	vs. Pittsburgh Steelers	Gary Collins	7 Rec., 103 Yards
11/2/1969	vs. Dallas Cowboys	Milt Morin	7 Rec., 101 Yards
11/16/1969	at Pittsburgh Steelers	Paul Warfield	5 Rec., 132 Yards
11/30/1969	at Chicago Bears	Gary Collins	6 Rec., 126 Yards
12/14/1969	at St. Louis Cardinals	Paul Warfield	4 Rec., 119 Yards
9/27/1970	at San Francisco 49ers	Fair Hooker	4 Rec., 157 Yards
11/22/1970	vs. Houston Oilers	Chip Glass	3 Rec., 102 Yards
10/10/1971	vs. Pittsburgh Steelers	Milt Morin	8 Rec., 126 Yards
11/14/1971	at Kansas City Chiefs	Frank Pitts	5 Rec., 129 Yards
12/5/1971	vs. Cincinnati Bengals	Frank Pitts	5 Rec., 103 Yards
10/1/1972	vs. Cincinnati Bengals	Frank Pitts	4 Rec., 105 Yards
10/27/1974	vs. Denver Broncos	Hugh McKinnis	6 Rec., 111 Yards
11/23/1975	vs. Cincinnati Bengals	Greg Pruitt	7 Rec., 106 Yards
12/14/1975	vs. Kansas City Chiefs	Reggie Rucker	6 Rec., 130 Yards
10/3/1976	vs. Cincinnati Bengals	Reggie Rucker	9 Rec., 141 Yards
11/13/1977	at Pittsburgh Steelers	Reggie Rucker	4 Rec., 104 Yards
9/3/1978	vs. San Francisco 49ers	Reggie Rucker	3 Rec., 113 Yards
11/5/1978	at Houston Oilers	Ozzie Newsome*	4 Rec., 124 Yards
11/19/1978	at Baltimore Colts	Reggie Rucker	6 Rec., 123 Yards
11/19/1978	at Baltimore Colts	Calvin Hill	3 Rec., 113 Yards
9/2/1979	at New York Jets	Dave Logan	6 Rec., 115 Yards
11/4/1979	at Philadelphia Eagles	Reggie Rucker	5 Rec., 106 Yards
11/18/1979	vs. Miami Dolphins	Reggie Rucker	9 Rec., 177 Yards
11/25/1979	at Pittsburgh Steelers	Dave Logan	7 Rec., 135 Yards
9/2/1980	vs. Kansas City Chiefs	Charles White*	7 Rec., 100 Yards
10/26/1980	vs. Pittsburgh Steelers	Dave Logan	8 Rec., 131 Yards
12/7/1980	vs. New York Jets	Reggie Rucker	5 Rec., 108 Yards
10/11/1981	at Pittsburgh Steelers	Ozzie Newsome	5 Rec., 120 Yards
10/18/1981	vs. New Orleans Saints	Greg Pruitt	7 Rec., 113 Yards
10/25/1981	vs. Baltimore Colts	Greg Pruitt	9 Rec., 104 Yards
12/20/1981	at Seattle Seahawks	Dave Logan	5 Rec., 101 Yards
9/19/1982	vs. Philadelphia Eagles	Ozzie Newsome	8 Rec., 122 Yards
12/5/1982	vs. San Diego Chargers	Ozzie Newsome	10 Rec., 140 Yards
1/2/1983	at Pittsburgh Steelers	Ozzie Newsome	9 Rec., 123 Yards
12/2/1983	at Pittsburgh Steelers	Ricky Feacher	7 Rec., 109 Yards
1/8/1983	at Los Angeles Raiders (playoffs)	Ricky Feacher	4 Rec., 124 Yards
9/25/1983	at San Diego Chargers	Dave Logan	8 Rec., 121 Yards
10/16/1983	at Pittsburgh Steelers	Ozzie Newsome	9 Rec., 103 Yards
11/27/1983	vs. Baltimore Colts	Ozzie Newsome	8 Rec., 108 Yards
9/16/1984	vs. Denver Broncos	Durrel Harris	5 Rec., 104 Yards
10/7/1984	vs. New England Patriots	Durrel Harris	8 Rec., 136 Yards
10/14/1984	vs. New York Jets	Ozzie Newsome	14 Rec., 191 Yards
11/25/1984	vs. Houston Oilers	Ozzie Newsome	10 Rec., 102 Yards
10/6/1985	vs. New England Patriots	Brian Brennan	7 Rec., 104 Yards
10/13/1985	at Houston Oilers	Clarence Weathers	3 Rec., 146 Yards
9/14/1986	at Houston Oilers	Reggie Langhorne	3 Rec., 115 Yards
10/5/1986	at Pittsburgh Steelers	Reggie Langhorne	4 Rec., 108 Yards
11/23/1986	vs. Pittsburgh Steelers	Webster Slaughter*	6 Rec., 134 Yards
12/21/1986	vs. San Diego Chargers	Brian Brennan	7 Rec., 176 Yards
1/3/1987	vs. New York Jets (playoffs)	Ozzie Newsome	6 Rec., 114 Yards
10/18/1987	at Cincinnati Bengals	Brian Brennan	10 Rec., 139 Yards
12/13/1987	vs. Cincinnati Bengals	Webster Slaughter	5 Rec., 119 Yards
12/20/1987	at Los Angeles Raiders	Webster Slaughter	7 Rec., 115 Yards
1/17/1988	at Denver Broncos (playoffs)	Earnest Byner	7 Rec., 120 Yards
10/30/1988	vs. Cincinnati Bengals	Clarence Weathers	7 Rec., 140 Yards
12/18/1988	vs. Houston Oilers	Webster Slaughter	6 Rec., 136 Yards
10/15/1989	vs. Pittsburgh Steelers	Webster Slaughter	7 Rec., 106 Yards
10/23/1989	vs. Chicago Bears	Webster Slaughter	8 Rec., 186 Yards
10/29/1989	vs. Houston Oilers	Webster Slaughter	4 Rec., 184 Yards
12/10/1989	at Indianapolis Colts	Webster Slaughter	6 Rec., 152 Yards
12/17/1989	vs. Minnesota Vikings	Reggie Langhorne	6 Rec., 140 Yards
1/6/1990	vs. Buffalo Bills (playoffs)	Webster Slaughter	3 Rec., 114 Yards
10/8/1990	at Denver Broncos	Webster Slaughter	7 Rec., 123 Yards
11/18/1990	vs. Houston Oilers	Webster Slaughter	6 Rec., 104 Yards
12/30/1990	at Cincinnati Bengals	Webster Slaughter	6 Rec., 115 Yards
9/15/1991	vs. Cincinnati Bengals	Webster Slaughter	8 Rec., 107 Yards
11/3/1991	at Cincinnati Bengals	Webster Slaughter	5 Rec., 107 Yards
11/17/1991	at Houston Oilers	Leroy Hoard	10 Rec., 107 Yards
12/22/1991	at Pittsburgh Steelers	Webster Slaughter	11 Rec., 138 Yards
9/20/1992	at Los Angeles Raiders	Eric Metcalf	5 Rec., 177 Yards
11/15/1992	vs. San Diego Chargers	Lawyer Tillman	8 Rec., 148 Yards
9/13/1993	vs. San Francisco 49ers	Michael Jackson	5 Rec., 105 Yards
10/24/1993	vs. Pittsburgh Steelers	Michael Jackson	2 Rec., 106 Yards
11/21/1993	vs. Houston Oilers	Mark Carrier	7 Rec., 123 Yards
12/12/1993	at Houston Oilers	Eric Metcalf	5 Rec., 101 Yards
1/2/1994	at Pittsburgh Steelers	Mark Carrier	4 Rec., 118 Yards
9/18/1994	vs. Arizona Cardinals	Derrick Alexander*	6 Rec., 136 Yards
10/2/1994	vs. New York Jets	Derrick Alexander*	7 Rec., 105 Yards
12/4/1994	vs. New York Giants	Derrick Alexander*	7 Rec., 171 Yards
1/1/1995	vs. New England Patriots (playoffs)	Michael Jackson	7 Rec., 122 Yards
9/3/1995	at New England Patriots	Michael Jackson	7 Rec., 157 Yards
10/2/1995	vs. Buffalo Bills	Andre Rison	6 Rec., 126 Yards
10/22/1995	vs. Jacksonville Jaguars	Rico Smith	7 Rec., 106 Yards
10/29/1995	at Cincinnati Bengals	Andre Rison	7 Rec., 173 Yards
11/19/1995	vs. Green Bay Packers	Keenan McCardell	4 Rec., 102 Yards
12/24/1995	at Jacksonville Jaguars	Michael Jackson	7 Rec., 130 Yards
10/3/1999	vs. New England Patriots	Kevin Johnson*	6 Rec., 131 Yards
12/12/1999	at Cincinnati Bengals	Kevin Johnson*	7 Rec., 135 Yards
12/19/1999	vs. Jacksonville Jaguars	Darrin Chiaverini*	10 Rec., 108 Yards

STAFF

PLAYERS

2021 SEASON

HISTORY

RECORDS

GAME DAY

STAFF

PLAYERS

2021 SEASON

HISTORY

RECORDS

GAME DAY

DATE	OPPONENT	PLAYER	REC, YARDS
10/17/2000	vs. Baltimore Ravens	David Patten	7 Rec., 113 Yards
10/29/2000	vs. Cincinnati Bengals	Kevin Johnson	6 Rec., 102 Yards
10/14/2001	at Cincinnati Bengals	Kevin Johnson	8 Rec., 153 Yards
11/25/2001	vs. Cincinnati Bengals	Kevin Johnson	6 Rec., 113 Yards
9/8/2002	vs. Kansas City Chiefs	Quincy Morgan	9 Rec., 151 Yards
10/6/2002	vs. Baltimore Ravens	Dennis Northcutt	8 Rec., 165 Yards
12/8/2002	at Jacksonville Jaguars	Quincy Morgan	3 Rec., 118 Yards
1/5/2003	at Pittsburgh Steelers (playoffs)	Kevin Johnson	4 Rec., 140 Yards
9/21/2003	at San Francisco 49ers	Kevin Johnson	11 Rec., 109 Yards
11/16/2003	vs. Arizona Cardinals	Andre Davis	7 Rec., 117 Yards
11/16/2003	vs. Arizona Cardinals	Quincy Morgan	5 Rec., 116 Yards
12/14/2003	at Denver Broncos	Dennis Northcutt	3 Rec., 115 Yards
10/10/2004	at Pittsburgh Steelers	Andre Davis	5 Rec., 101 Yards
10/17/2004	vs. Cincinnati Bengals	Lee Suggs	5 Rec., 100 Yards
11/28/2004	at Cincinnati Bengals	Antonio Bryant	8 Rec., 131 Yards
12/5/2004	vs. New England Patriots	Antonio Bryant	7 Rec., 115 Yards
12/26/2004	at Miami Dolphins	Dennis Northcutt	4 Rec., 114 Yards
9/11/2005	vs. Cincinnati Bengals	Frisman Jackson	8 Rec., 128 Yards
9/18/2005	at Green Bay Packers	Braylon Edwards*	3 Rec., 107 Yards
9/18/2005	at Green Bay Packers	Steve Heiden	6 Rec., 104 Yards
11/1/2006	vs. Baltimore Ravens	Antonio Bryant	9 Rec., 123 Yards
9/17/2006	at Cincinnati Bengals	Braylon Edwards	4 Rec., 110 Yards
9/24/2006	vs. Baltimore Ravens	Braylon Edwards	5 Rec., 116 Yards
11/19/2006	vs. Pittsburgh Steelers	Braylon Edwards	7 Rec., 137 Yards
12/7/2006	at Pittsburgh Steelers	Joe Jurevicius	7 Rec., 111 Yards
9/18/2007	vs. Cincinnati Bengals	Kellen Winslow	6 Rec., 100 Yards
9/16/2007	vs. Cincinnati Bengals	Braylon Edwards	8 Rec., 146 Yards
10/7/2007	at New England Patriots	Braylon Edwards	6 Rec., 110 Yards
10/28/2007	at St. Louis Rams	Braylon Edwards	8 Rec., 117 Yards
11/4/2007	vs. Seattle Seahawks	Kellen Winslow	11 Rec., 125 Yards
11/25/2007	vs. Houston Texans	Kellen Winslow	10 Rec., 107 Yards
12/2/2007	at Arizona Cardinals	Braylon Edwards	7 Rec., 149 Yards
10/13/2008	vs. New York Giants	Braylon Edwards	5 Rec., 154 Yards
11/17/2008	at Buffalo Bills	Braylon Edwards	8 Rec., 104 Yards
12/15/2008	at Philadelphia Eagles	Braylon Edwards	5 Rec., 102 Yards
10/4/2009	vs. Cincinnati Bengals	Mohamed Massaquoi*	8 Rec., 148 Yards
11/22/2009	at Detroit Lions	Mohamed Massaquoi*	5 Rec., 115 Yards
12/5/2010	at Miami Dolphins	Benjamin Watson	10 Rec., 100 Yards
12/18/2011	at Arizona Cardinals	Greg Little*	5 Rec., 131 Yards
12/2/2012	at Oakland Raiders	Josh Gordon*	6 Rec., 116 Yards
9/8/2013	vs. Miami Dolphins	Jordan Cameron	9 Rec., 108 Yards
9/22/2013	at Minnesota Vikings	Josh Gordon	10 Rec., 146 Yards
10/13/2013	vs. Detroit Lions	Josh Gordon	7 Rec., 126 Yards
10/27/2013	at Kansas City Chiefs	Josh Gordon	5 Rec., 132 Yards
11/3/2013	vs. Baltimore Ravens	Greg Little	7 Rec., 122 Yards
11/17/2013	at Cincinnati Bengals	Josh Gordon	5 Rec., 125 Yards
11/24/2013	vs. Pittsburgh Steelers	Josh Gordon	14 Rec., 237 Yards
12/1/2013	vs. Jacksonville Jaguars	Josh Gordon	10 Rec., 261 Yards
12/8/2013	at New England Patriots	Jordan Cameron	9 Rec., 121 Yards
12/8/2013	at New England Patriots	Josh Gordon	7 Rec., 151 Yards
10/12/2014	vs. Pittsburgh Steelers	Jordan Cameron	3 Rec., 102 Yards
10/19/2014	at Jacksonville Jaguars	Andrew Hawkins	5 Rec., 112 Yards
11/23/2014	at Atlanta Falcons	Josh Gordon	8 Rec., 120 Yards
9/20/2015	vs. Tennessee Titans	Travis Benjamin	3 Rec., 115 Yards
9/27/2015	vs. Oakland Raiders	Gary Barnidge	6 Rec., 105 Yards
10/11/2015	at Baltimore Ravens	Gary Barnidge	8 Rec., 139 Yards
10/18/2015	vs. Denver Broncos	Travis Benjamin	9 Rec., 117 Yards
10/25/2015	at St. Louis Rams	Gary Barnidge	6 Rec., 101 Yards
11/15/2015	at Pittsburgh Steelers	Travis Benjamin	7 Rec., 113 Yards
12/13/2015	vs. San Francisco 49ers	Brian Hartline	8 Rec., 107 Yards
9/18/2016	vs. Baltimore Ravens	Corey Coleman*	5 Rec., 104 Yards
9/25/2016	at Miami Dolphins	Terrelle Pryor Sr.	8 Rec., 144 Yards
10/30/2016	vs. New York Jets	Terrelle Pryor Sr.	6 Rec., 101 Yards
11/27/2016	vs. New York Giants	Terrelle Pryor Sr.	6 Rec., 131 Yards
12/31/2017	at Pittsburgh Steelers	Josh Gordon	4 Rec., 115 Yards
9/9/2018	vs. Pittsburgh Steelers	Jarvis Landry	7 Rec., 106 Yards
9/20/2018	vs. New York Jets	Jarvis Landry	8 Rec., 103 Yards
12/2/2018	at Houston Texans	Jarvis Landry	6 Rec., 103 Yards
12/30/2018	at Baltimore Ravens	Jarvis Landry	5 Rec., 102 Yards
9/16/2019	at New York Jets	Odell Beckham Jr.	6 Rec., 161 Yards
9/29/2019	at Baltimore Ravens	Jarvis Landry	8 Rec., 167 Yards
10/13/2019	vs. Seattle Seahawks	Odell Beckham Jr.	6 Rec., 101 Yards
11/24/2019	vs. Miami Dolphins	Jarvis Landry	10 Rec., 148 Yards
10/25/2020	at Cincinnati Bengals	Rashard Higgins	6 Rec., 110 Yards
11/29/2020	at Jacksonville Jaguars	Jarvis Landry	8 Rec., 143 Yards
10/10/2021	at Los Angeles Chargers	David Njoku	7 Rec., 149 Yards
10/17/2021	vs. Arizona Cardinals	Donovan Peoples-Jones	4 Rec., 101 Yards
11/28/2021	at Baltimore Ravens	Jarvis Landry	6 Rec., 111 Yards
9/18/2022	vs. New York Jets	Amari Cooper	9 Rec., 101 Yards
9/22/2022	vs. Pittsburgh Steelers	Amari Cooper	7 Rec., 101 Yards
10/31/2022	vs. Cincinnati Bengals	Amari Cooper	5 Rec., 131 Yards
11/20/2022	at Buffalo Bills	Amari Cooper	8 Rec., 113 Yards
12/11/2022	at Cincinnati Bengals	Donovan Peoples-Jones	8 Rec., 114 Yards
1/1/2023	at Washington Commanders	Amari Cooper	3 Rec., 105 Yards

*Denotes Rookie



GAME DAY

CLEVELAND BROWNS STADIUM, HOME OF THE CLEVELAND BROWNS



Cleveland Browns Stadium is home not only to a storied football franchise but also to a dedicated, passionate group of people who are the world's greatest fans. At Cleveland Browns Stadium, fans take pride in supporting their team in a safe, enthusiastic and family-oriented atmosphere. This special combination of sportsmanship and exhilaration makes Sunday afternoons with the Browns a memorable experience.

Cleveland Browns Stadium was built on the hallowed ground of the old Municipal Stadium. The lakefront is home of the Cleveland Browns, where the legendary Coach Paul Brown established Cleveland's first football dynasty in the 1940s and 16 Cleveland Browns established their credentials for induction into the Pro Football Hall of Fame in Canton. In 2010, the team's Pro Football Hall of Fame enshrinees were further honored by the unveiling of their names in the Ring of Honor, which recognizes their contributions to the Cleveland Browns organization. The names of these 17 greats, as well as LB Clay Matthews, who was added in 2019, are now permanently displayed on the facade of the stadium's upper deck, while Joe Thomas' historic consecutive offensive snaps played streak was recognized when "10,363" was placed in the Ring of Honor and unveiled in 2018.

Cleveland Browns Stadium is a celebration of the city's renaissance, drawing people to the lakefront every day. The crown jewel of the North Coast Harbor, Cleveland Browns Stadium is located next to the Rock & Roll Hall of Fame and the Great Lakes Science Center. While on the south side of the stadium, fans can grab items to represent their favorite team at the Pro Shop, where proceeds from purchases within the location are then donated to benefit the Northeast Ohio community.

NOT JUST FOR BROWNS GAMES

Cleveland Browns Stadium also plays host to various major events and is available for private functions such as wedding receptions, proms, holiday parties and business luncheons. In 2017 and 2019, the stadium played host to international soccer doubleheaders featuring the U.S. Men's National Team during the Concacaf Gold Cup. In 2018, Cleveland Browns Stadium also welcomed the U.S. Soccer Women's National Team for a friendly against China PR and two major stadium concert tours – Taylor Swift's reputation tour and the JAY-Z and Beyoncé OTR II tour. In 2022, the venue hosted Def Leppard and Motley Crue for "The Stadium Tour", followed by an MGK concert and the Top Golf Live Stadium Tour late in the summer months. The venue also played host to Monster Jam in the 2022 and 2023 summers.

In 2017, the facility also hosted a U2 concert. On June 5, 2016, the stadium welcomed the U.S. Soccer Women's National Team for the second leg of a two-game friendly series against Japan.

In 2015, and Monster Jam welcomed One Direction and Luke Bryan for top-notch concerts. In 2012, "The Brothers of the Sun Tour," featuring Kenny Chesney and Tim McGraw, came to FirstEnergy Stadium. The stadium has also played host to Kenny Chesney concerts in 2007 and 2008, as well as The Three Tenors (2000),

George Strait (2000) and *NSYNC (2001).

On May 29, 2013, the U.S. Men's National Team hosted Belgium for the first international soccer match at the stadium since 2006. On six occasions since 2005, the High School Charity Games have been staged at Cleveland Browns Stadium, showcasing some of the top area high school football talent. College football has been a regular on Cleveland Browns Stadium's docket. On September 21, 2013, Tuskegee University and Winston Salem State University squared off in the Third Annual Cleveland Classic HBCU football game. From 2006-2013, a college game was played at the stadium each year except 2010. Additionally, the stadium hosted the Ohio State and University of Michigan hockey teams for Faceoff on the Lake in February of 2023.

STADIUM RENOVATION, 2014-15

In 2015, the Browns completed a two-year, \$125 million modernization project that was launched by Dee and Jimmy Haslam in 2013. The Browns, with the City of Cleveland and Mayor Frank Jackson's support, now provide the team and its fans a top-tier NFL facility, one with a significant home-field advantage charged by the Dawg Pound.

"This renovation is a result of wanting to create the best fan experience in the NFL, and also to create a venue to attract other world-class events..." said Jimmy Haslam. "We realize the transformative opportunity of this investment for the City of Cleveland. We're excited to reward our fans and the community with the experience they deserve."

All facets of the renovation were incorporated with the mission to provide Browns fans an enhanced in-game experience, while also improving the team's home-field advantage, bolstered by the NFL's most loyal and passionate fan base.

In 2015, the modernization revitalized the look and feel of the stadium's external and internal features, creating a vibrant environment that highlights Cleveland and the Browns' illustrious history. In addition to upgrading lighting, signage and way-finding throughout the concourses, high-definition graphics inside and outside the stadium now depict current players, Browns legends, the historic Dawg Pound and the best fans in the league.

During Phase II, the Browns also increased the availability of Cleveland chef partner options and general concessions for all fans, focusing on Cleveland tastes. Renovated dining locations and upgraded food and beverage amenities were added, including new concepts and offerings, in addition to modernized facades, signage, menu boards and way-finding throughout the stadium. All 35 permanent concession stands were remodeled.

Prior to the start of the 2021 season, the team installed and fully optimized a new WiFi system to offer fans increased access through their mobile devices, including to track stats and scores across the league and additional team information through the Browns Mobile App.

In an effort to further highlight the team's connection to Cleveland and its thriving food scene, celebrity chef concepts, including Rocco Whalen's Great Lakes Cheesesteaks, are now featured in the 100 and 500 levels of the stadium.

The Browns began their food and beverage transformation through an expanded partnership with Aramark, which in 2014 became Cleveland Browns Stadium's general concessionaire after serving as the facility's premium dining and catering company since 2012. During Phase I, the team incorporated menu items from many of Cleveland's award-winning chefs that previously were only available in premium areas. The first stage of the renovation created new stands in general concession locations, highlighted by Symon's B Spot in the west end zone and a new concept from Whalen, Great Lakes Cheesesteaks, in the east end zone.

In the second phase, the team also modernized premium areas, including upgrading all club seats and suites,



while adding more top-level entertainment areas. A field-level hospitality location has been constructed opposite of the Browns' locker room, while the north and south clubs and upper- and lower-level suites were restructured and refurbished, with every facet of each area receiving fresh upgrades.

During Phase I, the Browns installed two new angled video boards that measure approximately 6,900 square feet, nearly triple the size of the old units. The boards, which are equivalent in size to 645 60-inch HD televisions, are 32 feet lower and 56 feet closer to the field, further enhancing their impact on all fans' viewing experience. New LED video boards, which feature stats, scores and information, as well as new and upgraded LED ribbon boards, were installed throughout the stadium.

The new video elements are complemented by an entirely new audio system, delivering crisper, clearer audio throughout the stadium. The main bowl's system was entirely replaced with best-in-class audio equipment, and is supported by additional speaker locations throughout the complex that improved clarity to previously shadowed areas. With the new video and audio systems, the Browns have incorporated state-of-the-art technologies that impress fans with high-level scoreboard programming and concert-quality sound.

In 2014, the project also increased the lower bowl's seating capacity while improving sightlines. Many Browns fans are now seated closer to the field and observe dramatically better views of the game, fostering a more intimate environment while enhancing the team's home-field advantage. In addition to creating more prime locations for fans, the Browns expanded ADA seating in the project's first phase.



CLEVELAND BROWNS STADIUM VIDEO BOARD QUICK FACTS

- Approximately 6,900 square feet, nearly triple the size of the old units
- Built by Daktronics
- 15HD pixel layout
- Measure 40 feet x 192 feet – 192 feet across the top, 178 feet across the middle, 132 feet across the middle
- Equivalent in size to 645 60-inch HD television sets
- Comparable in size to the avg. U.S. home (2,200 square feet), plus a full-size basketball court (4,700 square feet)
- 32 feet lower and 56 feet closer to the field

Easing in-stadium access for fans was another priority in the renovation's initial stage. Two escalators were installed in both the east and west end zones to ensure the most fluid, convenient movement in and between stadium levels. There are now 12 escalators that provide access to stadium concourses, including direct access to the 300 and 500 levels.

For the first time in 2014, Cleveland Browns Stadium featured fan decks that host unique engagement areas in both end zones. Each deck offers a special in-stadium viewing experience, with fans gaining access to new locations and activations while still being able to watch the game live.

CROSSCOUNTRY MORTGAGE CAMPUS

In July 2021, the Cleveland Browns and CrossCountry Mortgage, LLC, one of the nation's largest and fastest growing retail mortgage lenders, announced a long-term partnership that includes naming rights for the team's "CrossCountry Mortgage Campus" training and administrative complex in Berea. The building originally opened in August of 1991 and has undergone many renovations since its debut. The 115,000 square foot building has two floors, both of which have been renovated in recent years.

In addition to making significant investments to improve the CrossCountry Mortgage Campus in recent years which included an extension of their lease with the City of Berea, Haslam Sports Group has acquired a number of properties in the area surrounding the fields and main building, which opened in 1991. Plans are currently being developed to align with the team's strategic vision and ultimate expansion of its home at the CrossCountry Mortgage Campus. The primary goal is to ensure the Browns continue to provide the organization, players and Browns fans with first-class resources in all aspects of football and business operations, as well as enhanced opportunities to host additional events in the Northeast Ohio community.

Prior to the 2016 season, the Browns made significant upgrades to the building's exterior and interior, focusing primarily on improving player areas to provide the team's coaches and players with best-in-class resources, by adding 25,000 square feet and renovating an additional 25,000 square feet of the facility. In addition to increasing the size of office and meeting spaces, Cleveland redesigned the locker room, player meeting rooms, player lounge, cafeteria and training room, including the installation of a lap pool and new hot and cold tubs.

During the 2013 offseason, the facility's second floor underwent a 36,000 square foot renovation. The new space boasts an open floor plan and was designed to create a vibrant, energetic and collaborative space for the club's football and business operations. The new space houses a state-of-the-art media studio where radio and television production take place in house.

Connected to the facility is the team's 60,000 square foot indoor field house. The facility also hosts four regulation-size natural grass practice fields ideal for year-round football operations, including the club's training camp.

The Cleveland Browns and City of Berea agreed to a lease amendment that guarantees the team's facility will remain in Berea through at least 2028.



STAFF

PLAYERS

2021 SEASON

HISTORY


RECORDS

GAME DAY

CLEVELAND BROWNS TRAINING CAMP HISTORY

The CrossCountry Mortgage Campus hosted 2023 Browns training camp, which marked the 29th time (1992-95, 1999-2023) the team conducted training camp at the facility.

Bowling Green State University.....	1946-51
Hiram College.....	1952-74
Kent State University.....	1975-81
Lakeland Community College.....	1982-91
CrossCountry Mortgage Campus/Berea.....	1992-95, 1999-2023



STAFF

PLAYERS

2021 SEASON

HISTORY

RECORDS

GAME DAY



In April 2020, the Browns debuted new uniforms that evoked the best memories of the storied franchise's past with a modern twist. Inspired by the AAFC and NFL champion squads of the 40s, 50s and 60s, the Kardiak Kids, the team's memorable run through the mid-80s and even some of the best memories in recent years, the Browns' updated look pays homage to the past while incorporating all of the modern technology of the Nike Vapor Untouchable Uniform, which provides the kind of wear-ability and comfort players expect in the modern NFL.

"We wanted to get back to the roots of who the Browns are," said Haslam Sports Group President and Browns Partner JW Johnson. "We've heard it from our fans and from our players. We needed to get back to our roots."

"As you look at iconic franchises like the Browns, the Bears, the Packers, the Cowboys – they're true to who they are. They're not doing a lot of changes and trying to make a lot of flashy moves with their uniforms. I think when we went through the process, it just felt right that we got back to who we are and who we'll always be."

With the platform of the unveiling, the Browns also supported the true heroes on the front lines of the COVID-19 global health crisis. The Browns launched the "Hats Off To Our Heroes" Fund, which focused on aiding health care professionals, first responders, educational professionals and other groups who are pivotal in the community year round and valiantly persisted as role models in the face of significant adversity due to coronavirus. In addition to personal donations from team members, partners and fans, the Browns committed 100 percent of the team's net proceeds from 2020 Browns jersey sales at FirstEnergy Stadium's Pro Shop, in partnership with Legends, and online through Fanatics for a significant period of time.

The Browns' updated look features brown jerseys with white numbers and white jerseys with brown numbers that will be worn with brown or white pants, both of which feature a brown stripe sandwiched by two orange stripes running down the side. The most common looks will be brown jerseys with white pants and white jerseys with brown pants. Both the tops and bottoms will include the traditional striping - three white stripes and two orange stripes on the brown jerseys and matching socks; three brown stripes and two orange stripes on the white jerseys and matching socks – that has been a core fixture on the team's uniforms throughout the vast majority of its history.

The Browns' helmet continues to feature a brown facemask, which was introduced in 2015, but will no longer include carbon fiber texture in the striping. Stitched inside the collar of every jersey is "1946," the year the team was founded. It replaces "DAWG POUND," which filled the spot from 2015-19. Additionally, all three jersey fronts will not feature a wordmark above the numbers for a cleaner finish.

"We just felt like getting back to our roots and going back to who we are and who we'll always be is a reason why we made this change," Johnson said. "We hope that our fans, alumni and players, who are obviously really excited about it, will be happy with the direction where we went."





WE'RE HERE FOR YOUR
HOMETOWN TEAM.
AND OUR
HOMETOWN.

From gridiron to rec league warriors, we've got your back, Cleveland.
Learn how we're here for you at UHhospitals.org/Browns



THE OFFICIAL HEALTH CARE PARTNER **FOR YOU**
AND THE **CLEVELAND BROWNS**